



US00D356789S

United States Patent [19]

[11] Patent Number: **Des. 356,789**

Miyazaki

[45] Date of Patent: **** Mar. 28, 1995**

[54] OPTICAL DISK CARTRIDGE

[75] Inventor: **Benichi Miyazaki**, Osaka, Japan

[73] Assignee: **Matsushita Electric Industrial Co., Ltd.**, Osaka, Japan

[**] Term: **14 Years**

[21] Appl. No.: **4,393**

[22] Filed: **Feb. 4, 1993**

[30] Foreign Application Priority Data

Aug. 6, 1992 [JP] Japan 4-23728

[52] U.S. Cl. **D14/114**

[58] Field of Search D14/100, 107, 114;
360/60, 132-133, 135, 97.01-99.12; 206/312,
444

[56] References Cited

U.S. PATENT DOCUMENTS

D. 307,893	5/1990	Kato et al.	D14/114
D. 311,181	10/1990	Miyazawa	D14/114
D. 311,526	10/1990	Hamada et al.	D14/114
D. 312,077	11/1990	Sasaki et al.	D14/114
D. 315,900	4/1991	Iwata	D14/114
4,908,817	3/1990	Sandell et al.	206/444 X
5,166,922	11/1992	Akiyama et al.	206/444 X
5,195,084	3/1993	Shiba et al.	206/444 X

OTHER PUBLICATIONS

Leaflet Panasonic "LF3000/LF3004" Optical Disk Drive, published Oct. 1991.

Photocopy of TOSHIBA catalog "WM-S500 Series" Optical Disk Drive, published May 1988.

Photocopy of TOSHIBA catalog "Hikari Disk Sochi" Optical Disk Drive, published 1988.

Primary Examiner—James M. Gandy

Assistant Examiner—M. H. Tung

Attorney, Agent, or Firm—Sughrue, Mion, Zinn, Macpeak & Seas

[57] CLAIM

The ornamental design for an optical disk cartridge, as shown and described.

DESCRIPTION

FIG. 1 is a front, top and right side perspective view of an optical disk cartridge showing my new design;

FIG. 2 is a top plan view thereof;

FIG. 3 is a right side elevational view thereof;

FIG. 4 is a bottom plan view thereof;

FIG. 5 is a left side elevational view thereof;

FIG. 6 is a rear elevational view thereof;

FIG. 7 is a front elevational view thereof; and,

FIG. 8 is a front, top and right side perspective view thereof with a laterally displaceable cover thereof shifted to open position.

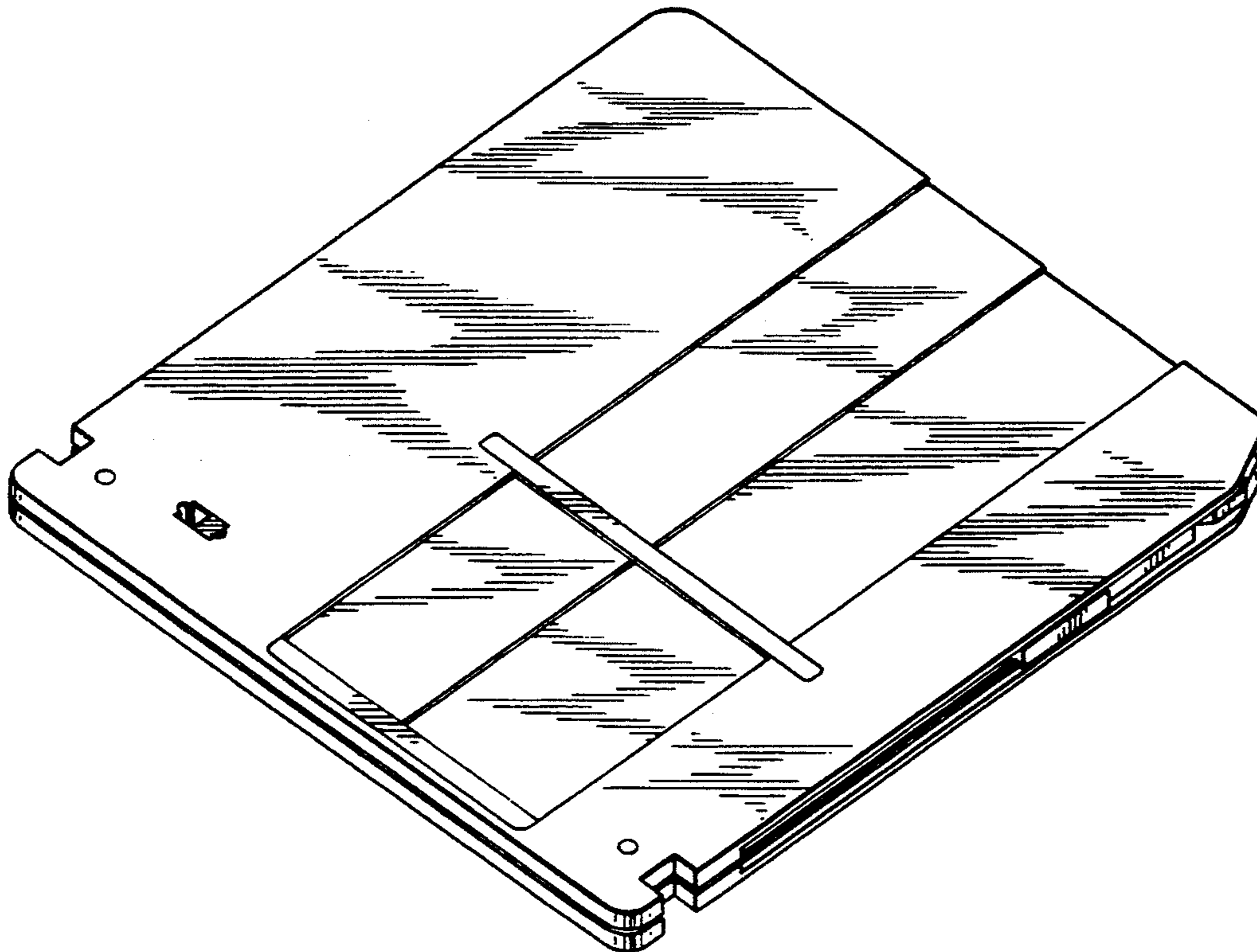


FIG. 1

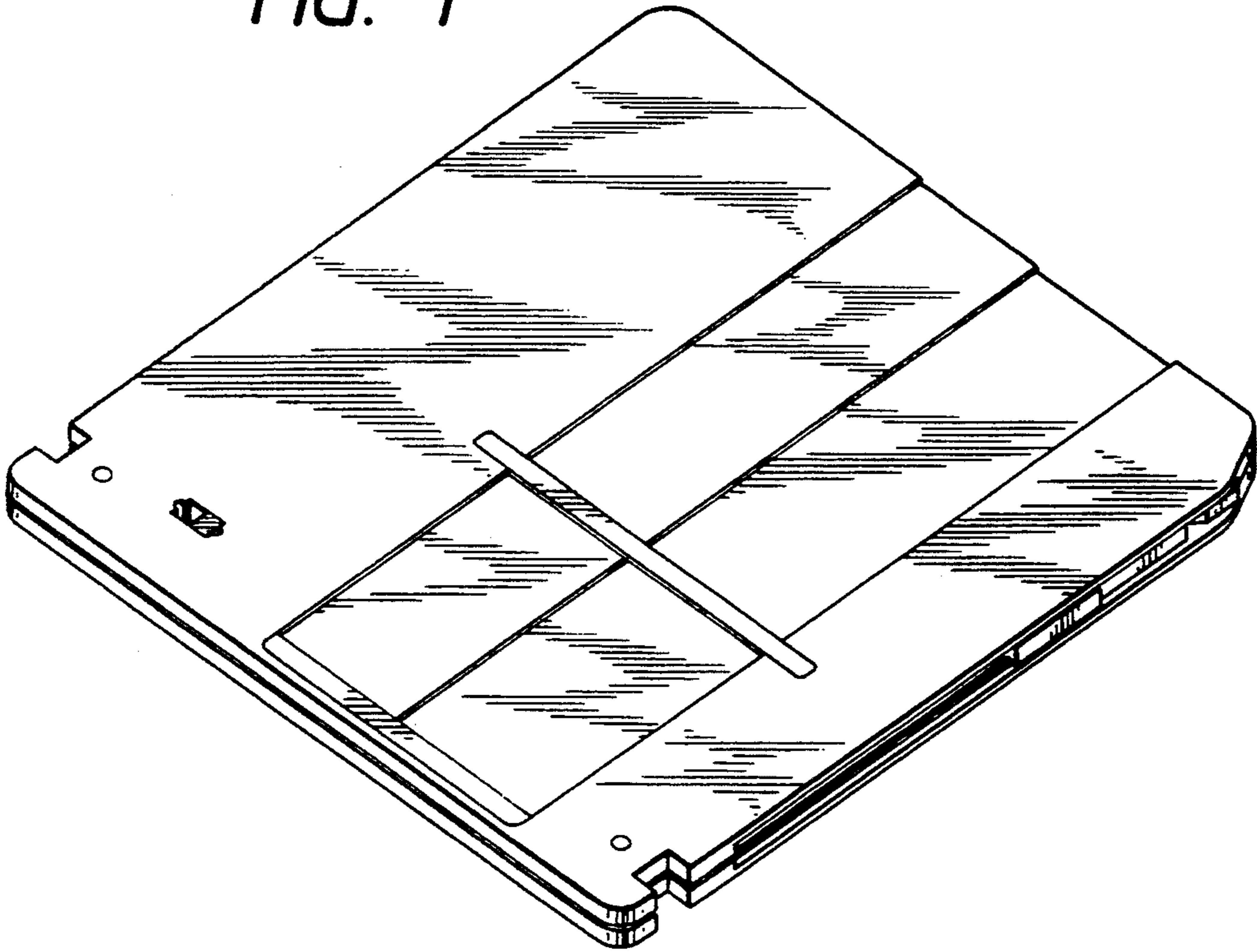


FIG. 2

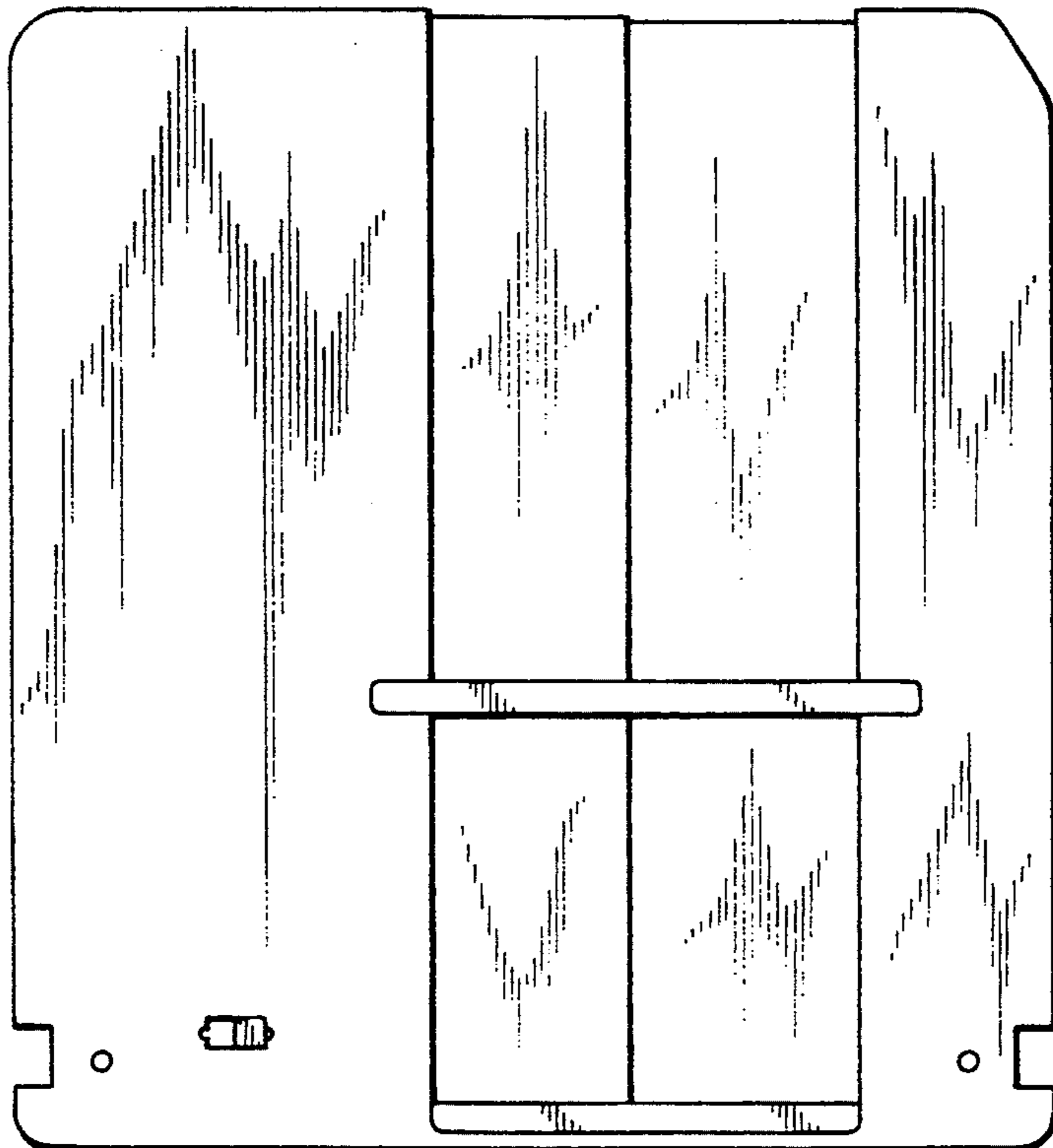


FIG. 3



FIG. 4

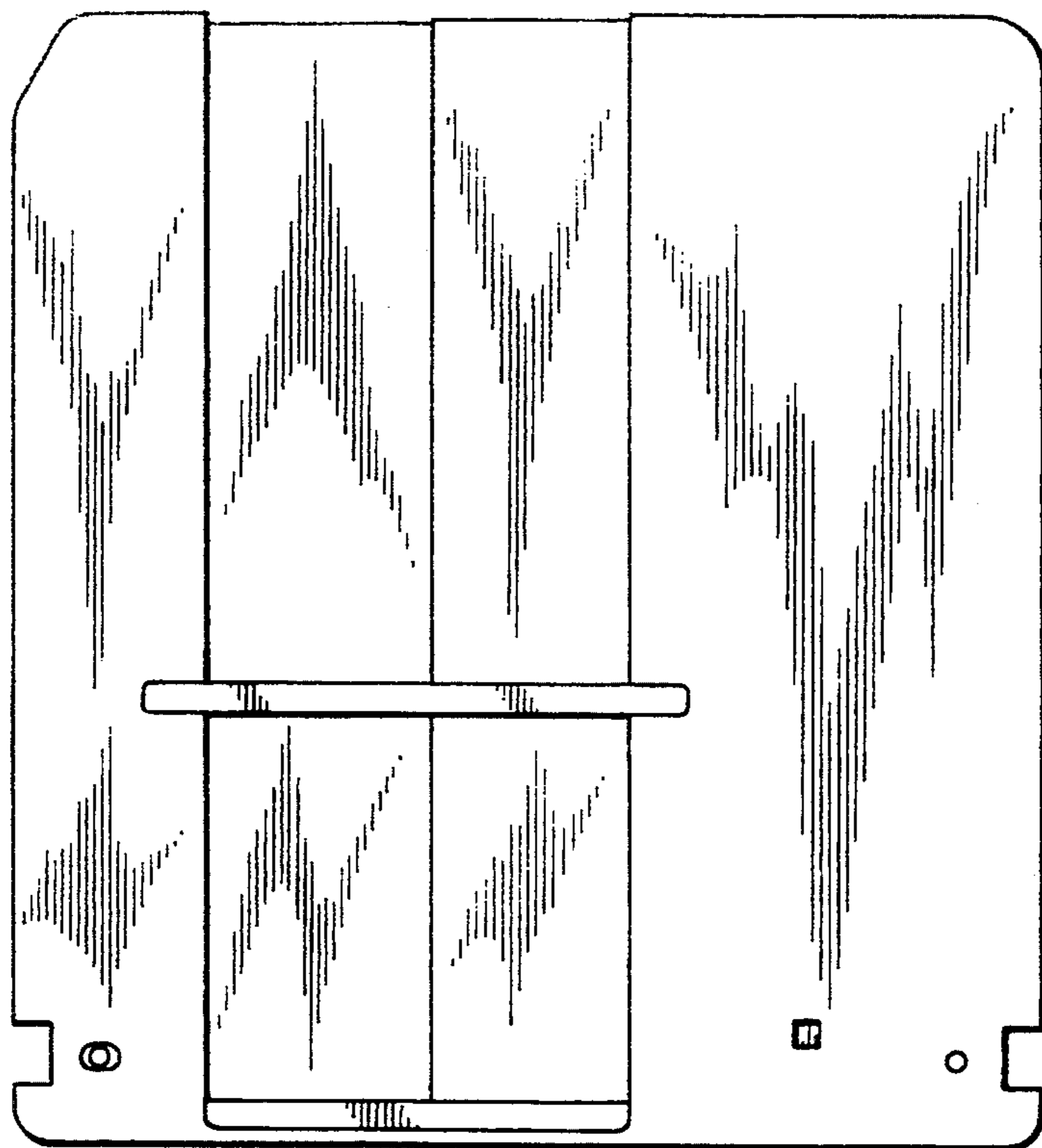


FIG. 5



FIG. 6



FIG. 7



FIG. 8

