



US00D356780S

United States Patent [19]

Kumagaya et al.

[11] Patent Number: **Des. 356,780**

[45] Date of Patent: **** Mar. 28, 1995**

[54] **COMPUTER**

[75] Inventors: **Kennta Kumagaya**, Tokyo; **Minoru Ikeda**, Kokubunji; **Yutaka Yonezawa**, Kokubunji; **Atuhiko Urusihara**, Kokubunji; **Teturou Honma**, Hatano, all of Japan

[73] Assignee: **Hitachi, Ltd.**, Tokyo, Japan

[**] Term: **14 Years**

[21] Appl. No.: **11,593**

[22] Filed: **Aug. 10, 1993**

[52] U.S. Cl. **D14/100**

[58] Field of Search D14/100, 102, 107-109; D13/162, 184, 199; 312/194, 208.1, 223.2, 223.3; 360/97.01, 97.04, 98.01, 99.01, 99.12; 361/600, 622, 724-728

[56] **References Cited**

U.S. PATENT DOCUMENTS

D. 294,261 2/1988 Alfonso D14/100

D. 303,378 9/1989 Lentz D14/109
D. 316,084 4/1991 Imamura et al. D14/102
D. 345,148 3/1994 Hong D14/100
D. 349,108 7/1994 Chang et al. D14/115

Primary Examiner—Freda S. Nunn
Attorney, Agent, or Firm—Antonelli, Terry, Stout & Kraus

[57] **CLAIM**

The ornamental design for a computer, as shown and described.

DESCRIPTION

FIG. 1 is a reduced front top and left side perspective view of a computer showing our new design; FIG. 2 is a front elevational view thereof; FIG. 3 is a rear elevational view thereof; FIG. 4 is a right side elevational view thereof; FIG. 5 is a top plan view thereof; FIG. 6 is a bottom plan view thereof; and, FIG. 7 is a reduced front top and left side perspective view thereof with the cover shown opened.

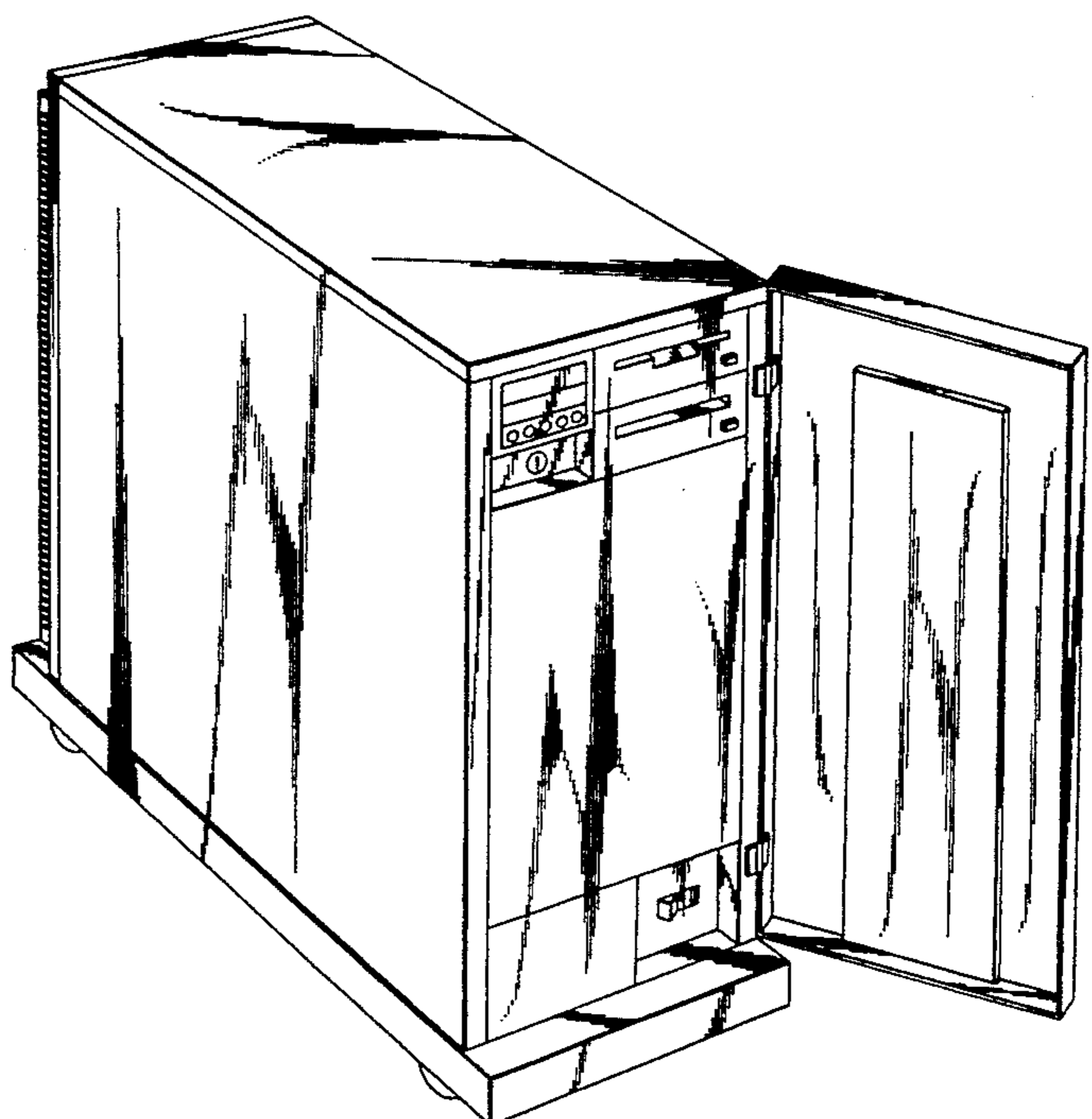



FIG. 1

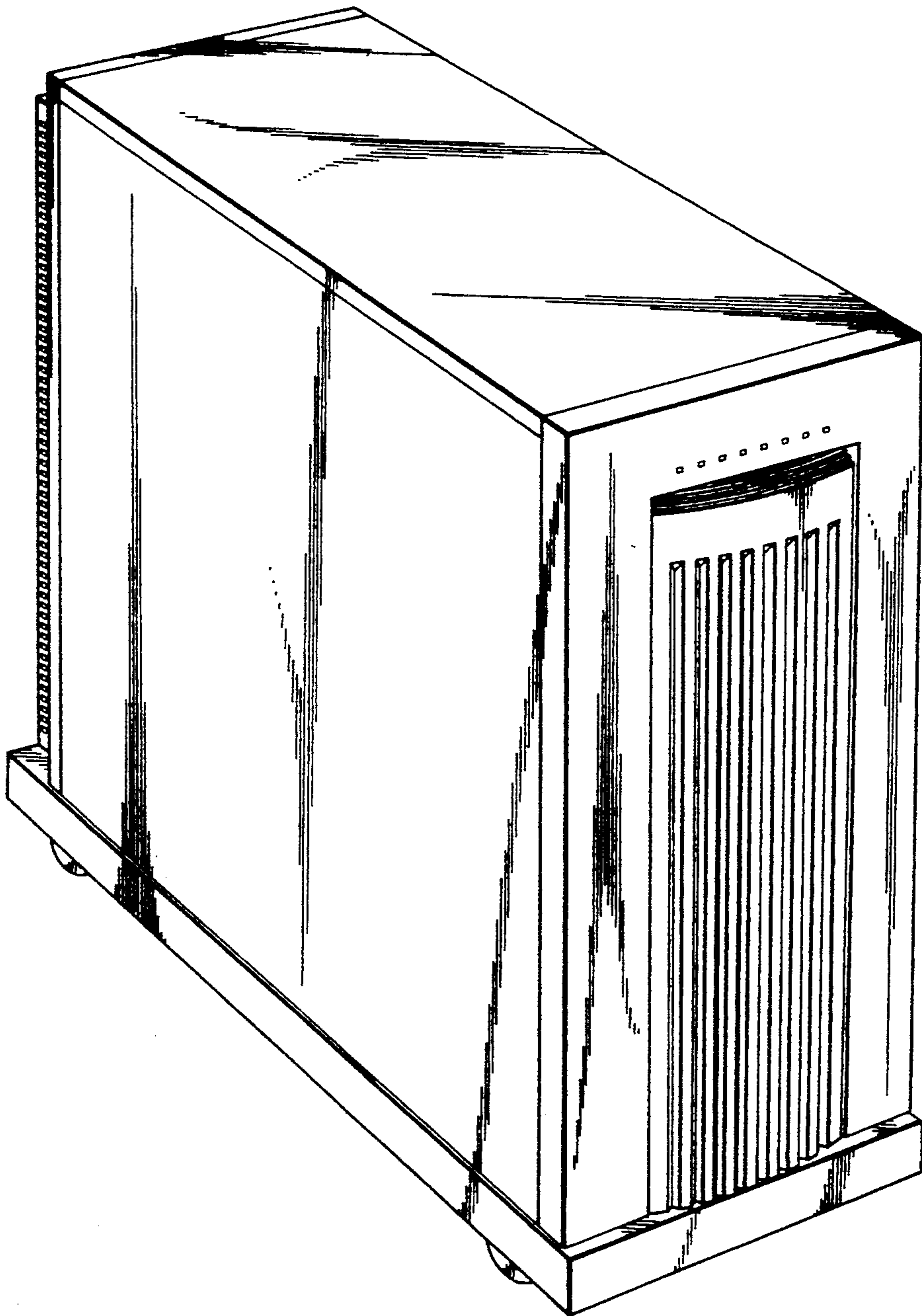


FIG. 2




FIG. 3

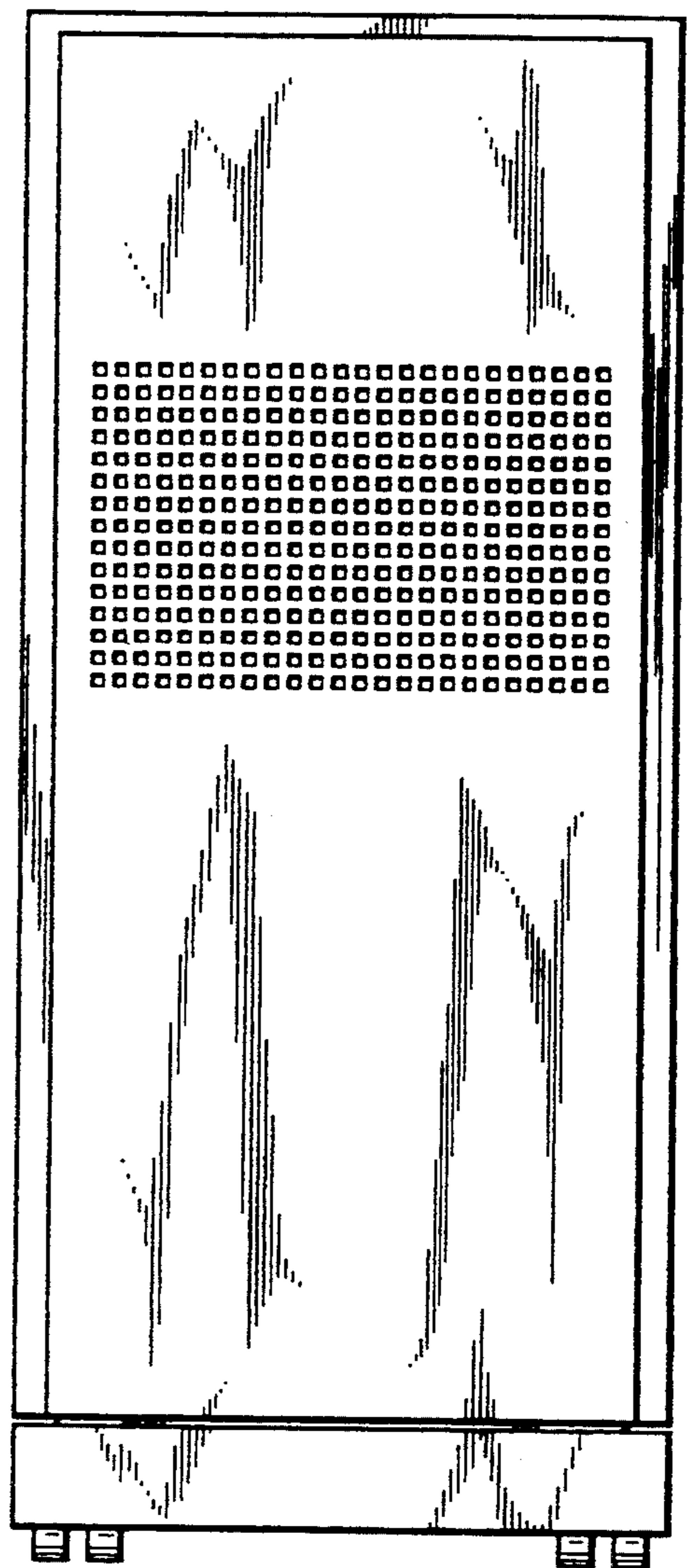


FIG. 4

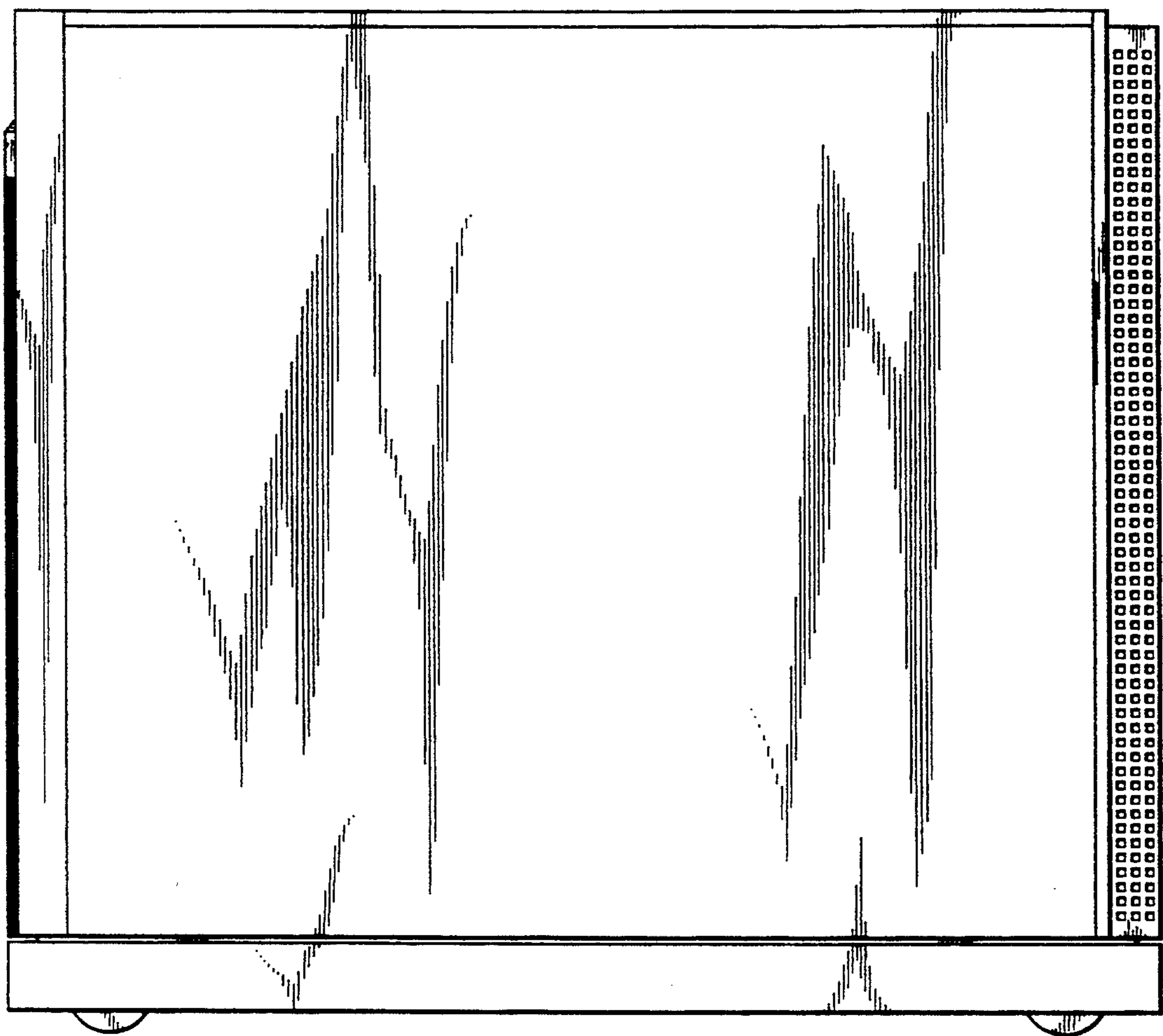


FIG. 5




FIG. 6




FIG. 7

