



US00D356773S

# United States Patent [19]

[11] Patent Number: **Des. 356,773**

**Lange**

[45] Date of Patent: **\*\* Mar. 28, 1995**

[54] **COMBINED VEHICLE TOP AND BOAT**

4,923,242 5/1990 Grontzhorn ..... 296/157

[76] Inventor: **Brett A. Lange**, 10727 Langmuir Ave., Sunland, Calif. 91040

*Primary Examiner*—Kay H. Chin  
*Attorney, Agent, or Firm*—Hugh E. Smith

[\*\*] Term: **14 Years**

[57] **CLAIM**

[21] Appl. No.: **10,685**

The ornamental design for a combined vehicle top and boat, as shown and described.

[22] Filed: **Jul. 14, 1993**

[52] U.S. Cl. .... **D12/300; D12/401**

[58] Field of Search ..... **D12/300, 302, 401; 114/343; 414/462; 296/157, 99.1, 100**

### DESCRIPTION

### [56] References Cited

#### U.S. PATENT DOCUMENTS

4,180,881	1/1980	Speranza	.....	114/353
4,794,876	1/1989	Levine	.....	114/353
4,841,900	6/1989	Maselko	.....	114/353

FIG. 1 is a front elevational view of the combined vehicle top and boat showing my new design; FIG. 2 is a rear elevational view thereof; FIG. 3 is a left side elevational view thereof; FIG. 4 is a right side elevational view thereof; FIG. 5 is a top plan view thereof; FIG. 6 is a bottom plan view thereof; and, FIG. 7 is an isometric view thereof.

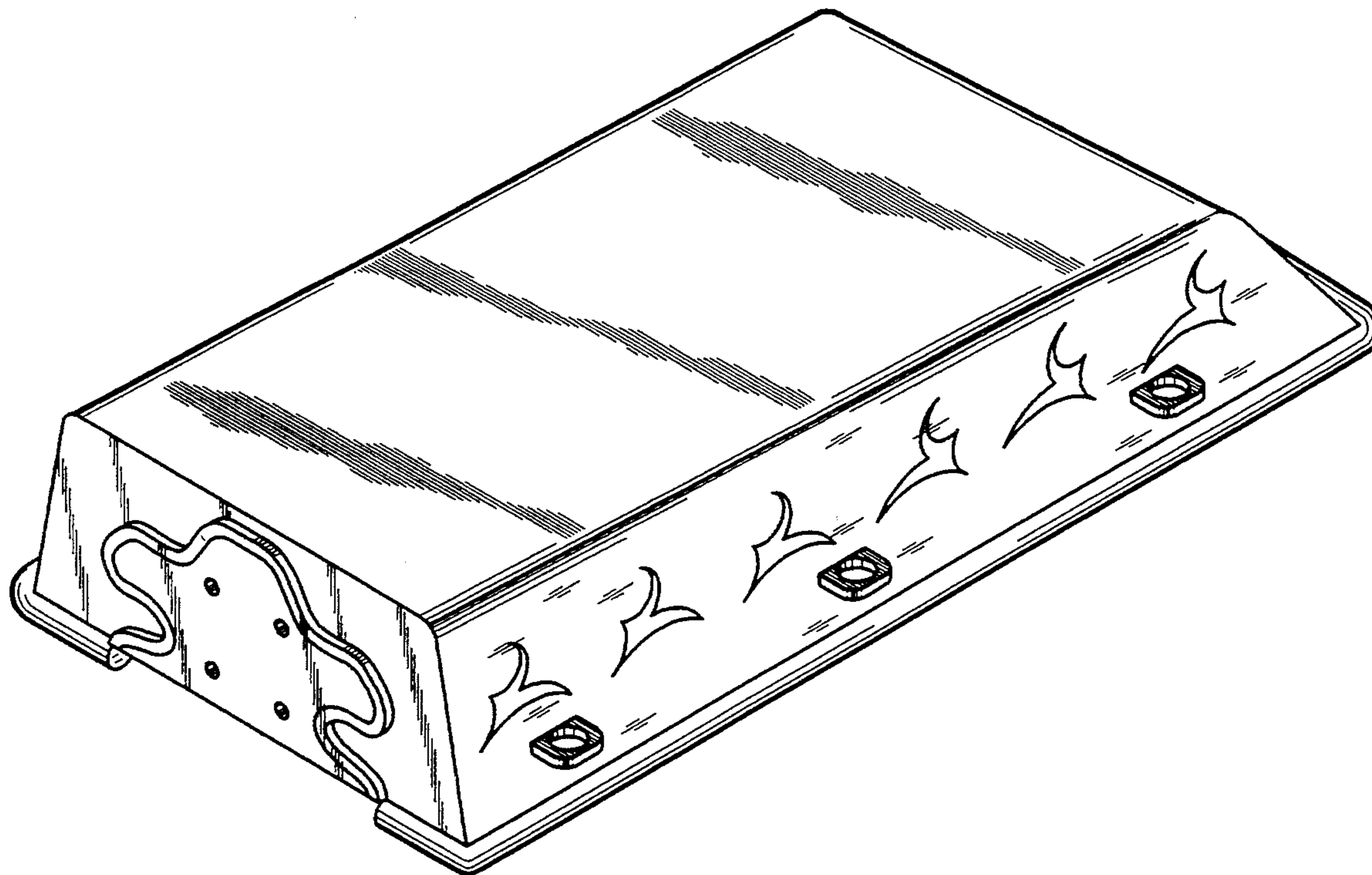


FIG. 1




FIG. 2

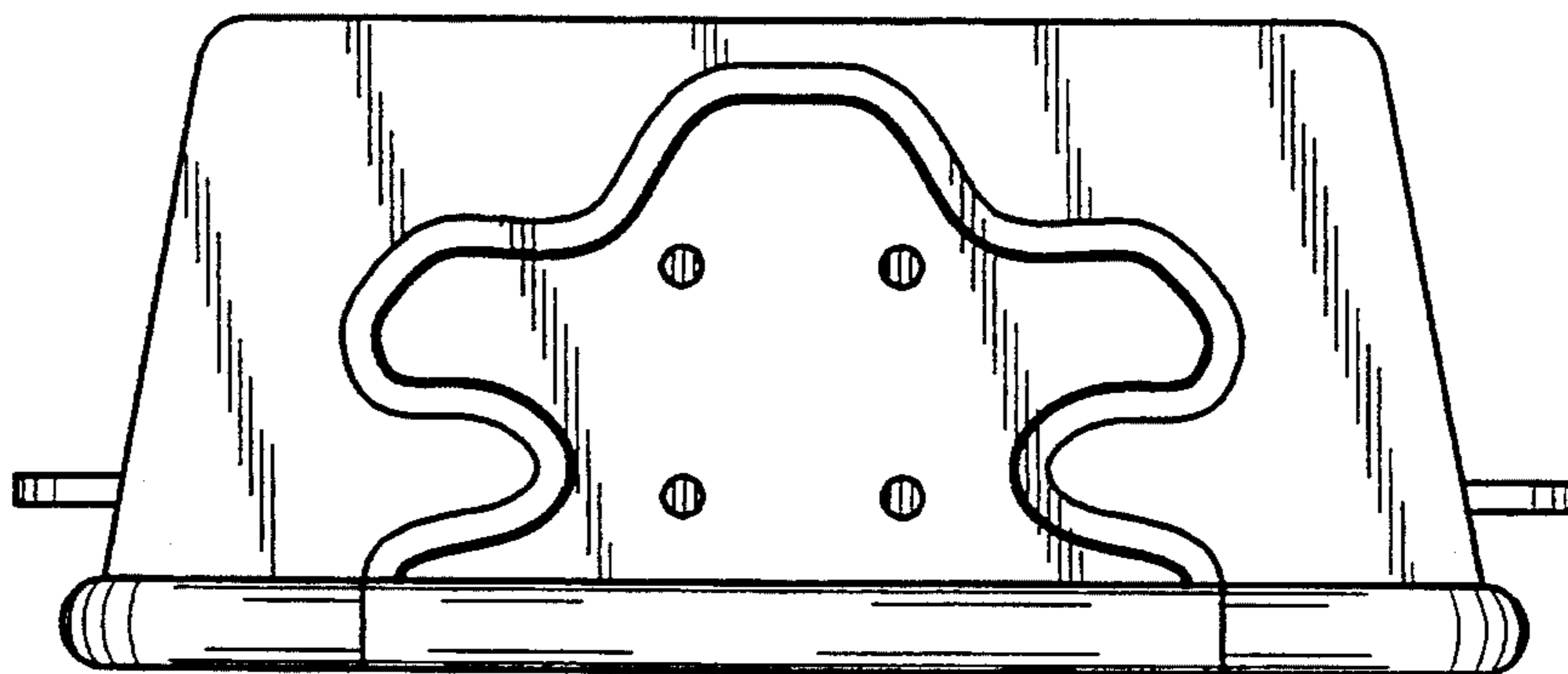


FIG. 3

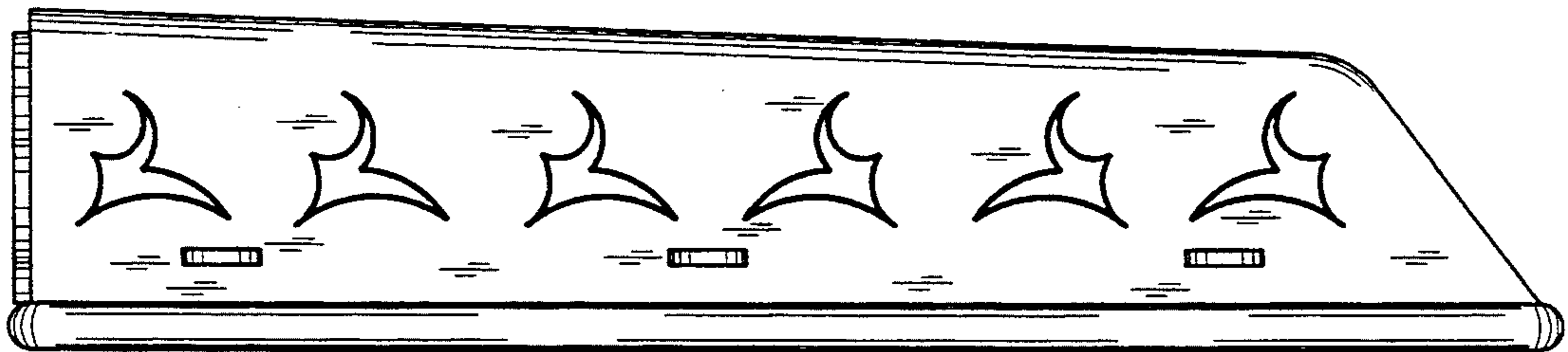


FIG. 4




FIG. 5

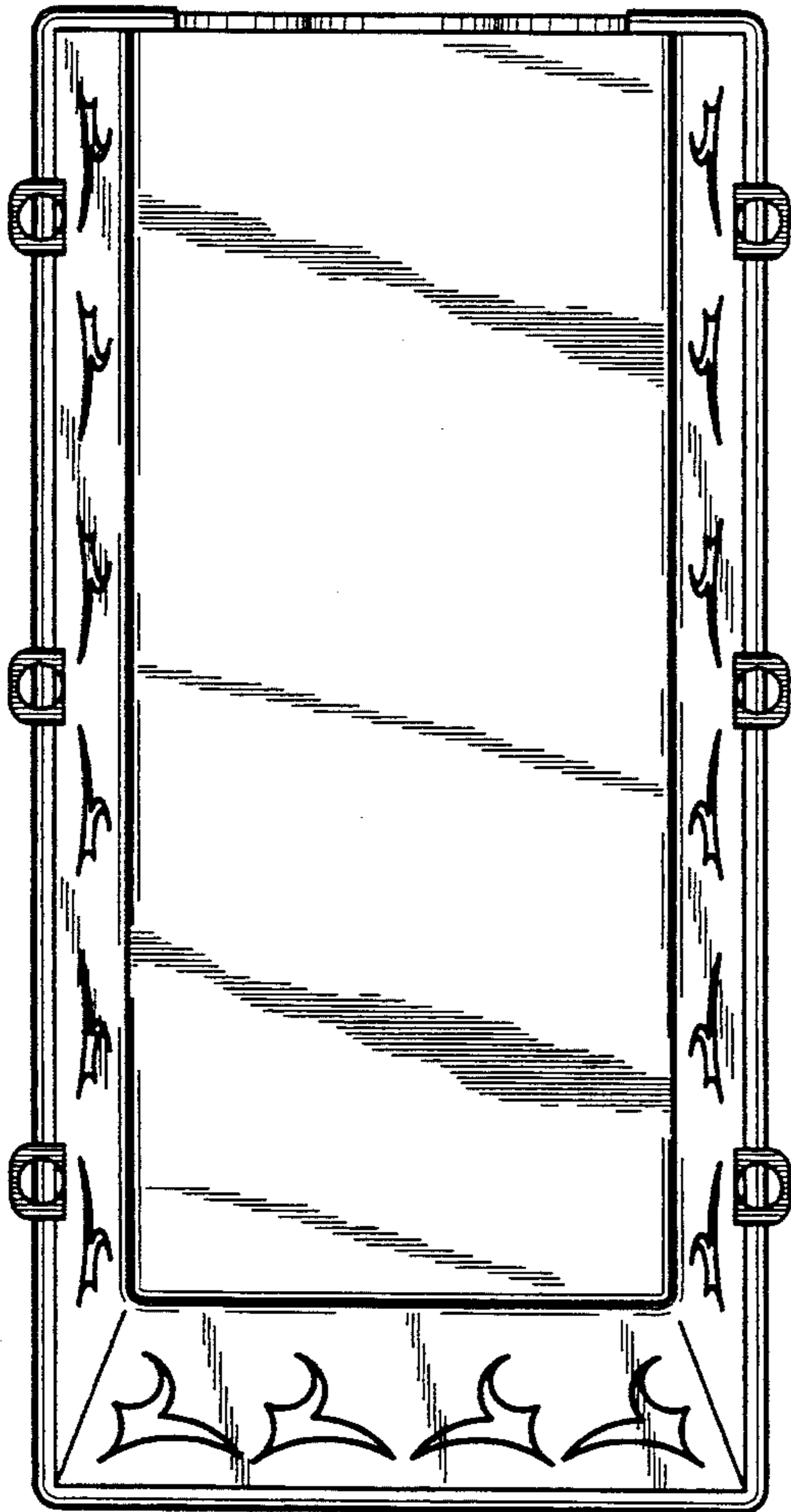


FIG. 6




FIG. 7

