



US00D356770S

United States Patent [19]

[11] Patent Number: **Des. 356,770**

Almen

[45] Date of Patent: **** Mar. 28, 1995**

[54] **VEHICLE AIR DEFLECTOR**

[75] Inventor: **Daniel V. Almen**, Eden Prairie, Minn.

[73] Assignee: **Accent Appearance Products, Inc.**,
Plymouth, Minn.

[**] Term: **14 Years**

[21] Appl. No.: **15,265**

[22] Filed: **Nov. 12, 1993**

[52] U.S. Cl. **D12/181**

[58] Field of Search **D12/181; 296/180.1,**
296/180.4, 91

[56] **References Cited**

U.S. PATENT DOCUMENTS

| | | | |
|------------|---------|--------------------|-----------|
| D. 271,191 | 11/1983 | Amprim et al. | D12/181 |
| D. 305,017 | 12/1989 | Lund | D12/181 |
| 4,159,843 | 7/1979 | Crossman | 296/91 |
| 4,819,132 | 4/1989 | Hwan et al. | 296/180.1 |

OTHER PUBLICATIONS

J. C. Whitney Catalog No. 540J, p. 106, Rear Spoiler-
/Air Deflector for Trucks, center right side of page.

Primary Examiner—James M. Gandy
Attorney, Agent, or Firm—Janet Peyton Schafer

[57] **CLAIM**

The ornamental design for a vehicle air deflector, as shown and described.

DESCRIPTION

FIG. 1 is a perspective view of a vehicle air deflector showing my new design in position of use on a vehicle which is fragmentarily shown by broken lines for illustrative purposes only and forms no part of the claimed design;

FIG. 2 is a left side elevational view thereof with the right side being a mirror image;

FIG. 3 is a top plan view thereof;

FIG. 4 is a rear elevational view thereof;

FIG. 5 is a bottom plan view thereof; and,

FIG. 6 is a front elevational view.




Fig. 1




Fig. 2



Fig. 3

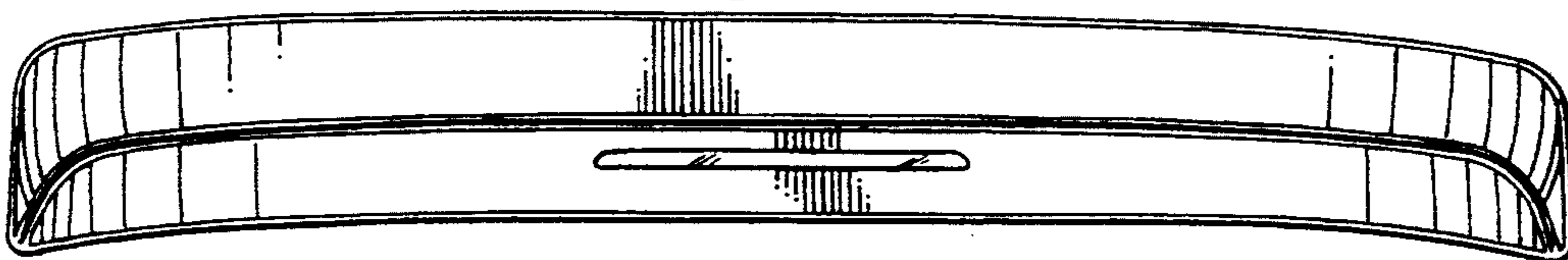


Fig. 4




Fig. 5




Fig. 6

