



US00D356766S

# United States Patent [19]

[11] Patent Number: **Des. 356,766**

Lai

[45] Date of Patent: **\*\* Mar. 28, 1995**

[54] **STEERING WHEEL RIM AND FRONT FALE UNIT**

[75] Inventor: **Pinky Lai**, Königsbach-Stein, Germany

[73] Assignee: **Dr. Ing. h.c.f. Porsche AG**, Weissach, Germany

[\*\*] Term: **14 Years**

[21] Appl. No.: **5,133**

[22] Filed: **Feb. 25, 1993**

[30] **Foreign Application Priority Data**

Sep. 5, 1992 [DE] Germany ..... M9206455.8

[52] U.S. Cl. .... **D12/176**

[58] Field of Search ..... D12/176; 74/552

[56] **References Cited**

**U.S. PATENT DOCUMENTS**

3,528,314 9/1970 Barenyi ..... 74/552

**FOREIGN PATENT DOCUMENTS**

4043157 2/1992 Japan ..... 74/552

**OTHER PUBLICATIONS**

1992 Porsche Brochure, p. 8, Steering Wheel, top right side of page.

Alfa Romeo 164 & Spider Brochure, printed Oct. 31, 1991, p. 11, Steering Wheel, top & lower left side of page.

*Primary Examiner*—James M. Gandy  
*Attorney, Agent, or Firm*—Evenson, McKeown, Edward & Lenahan

[57] **CLAIM**

The ornamental design for a steering wheel rim and front fale unit, as shown and described.

**DESCRIPTION**

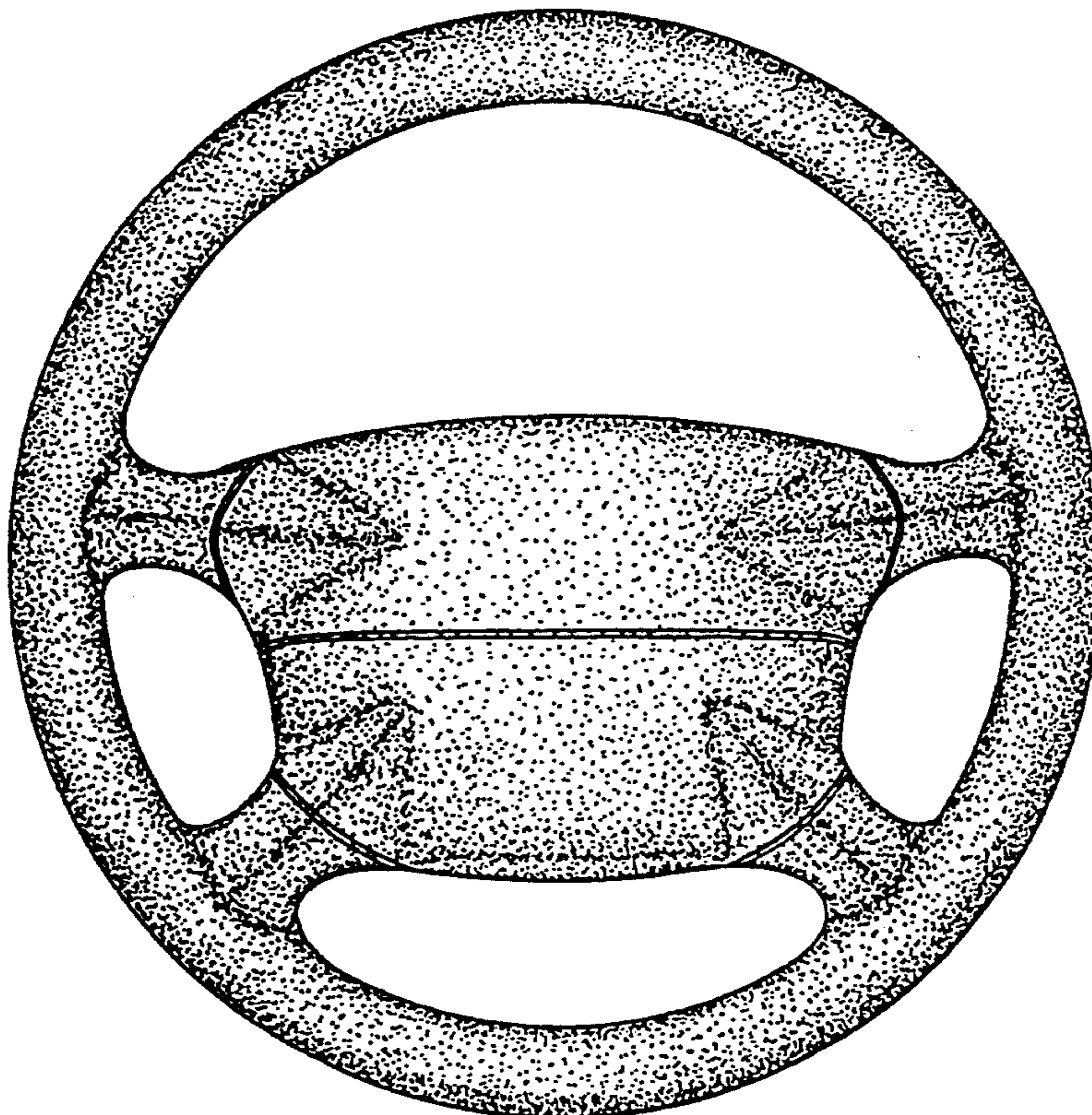
FIG. 1 is a frontal view of a steering wheel rim and front face unit embodying the novel design;

FIG. 2 is a view from above of the steering wheel rim and front face unit of the novel design;

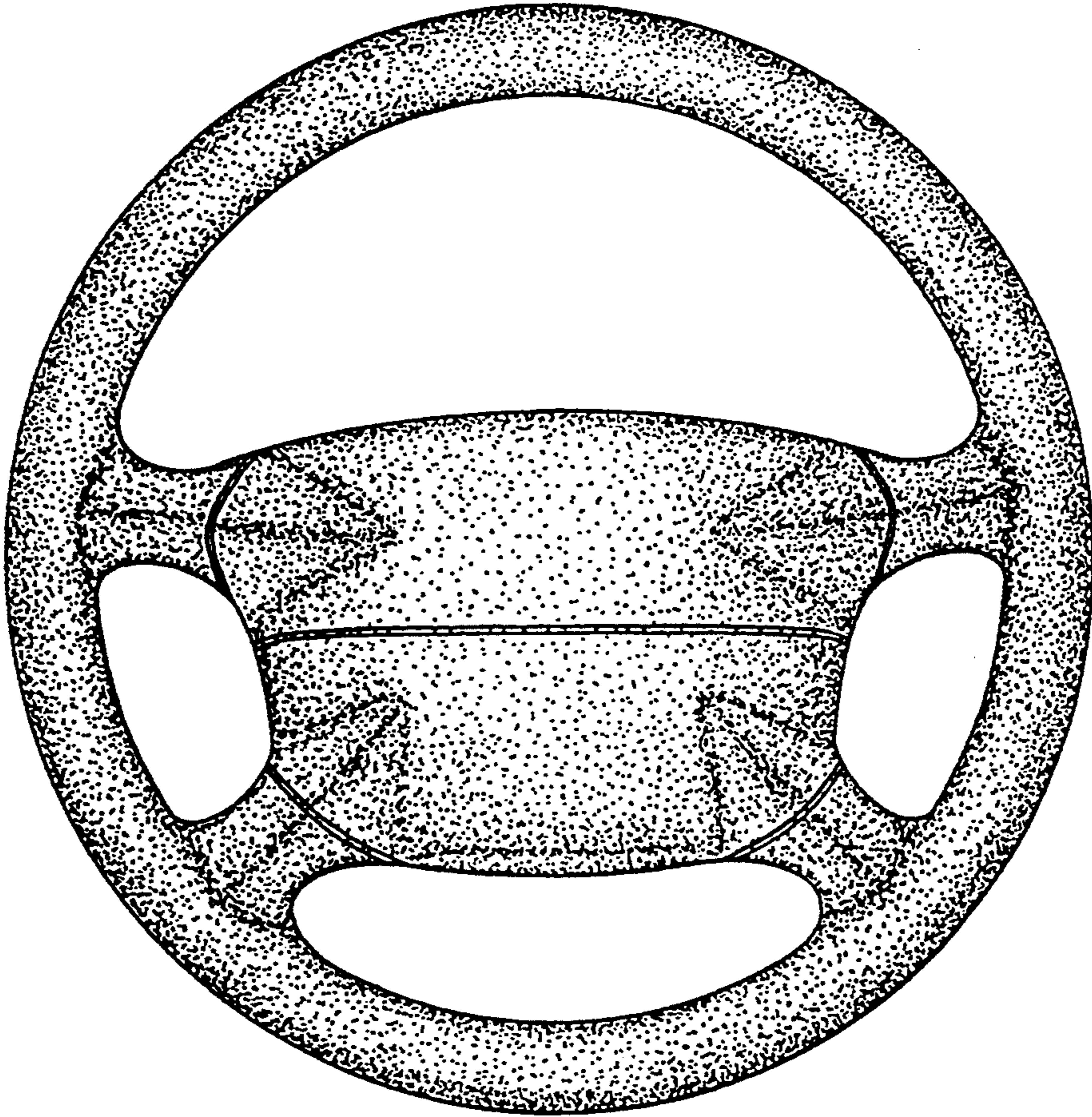
FIG. 3 is a right side view thereof; and,

FIG. 4 is a left side view thereof.

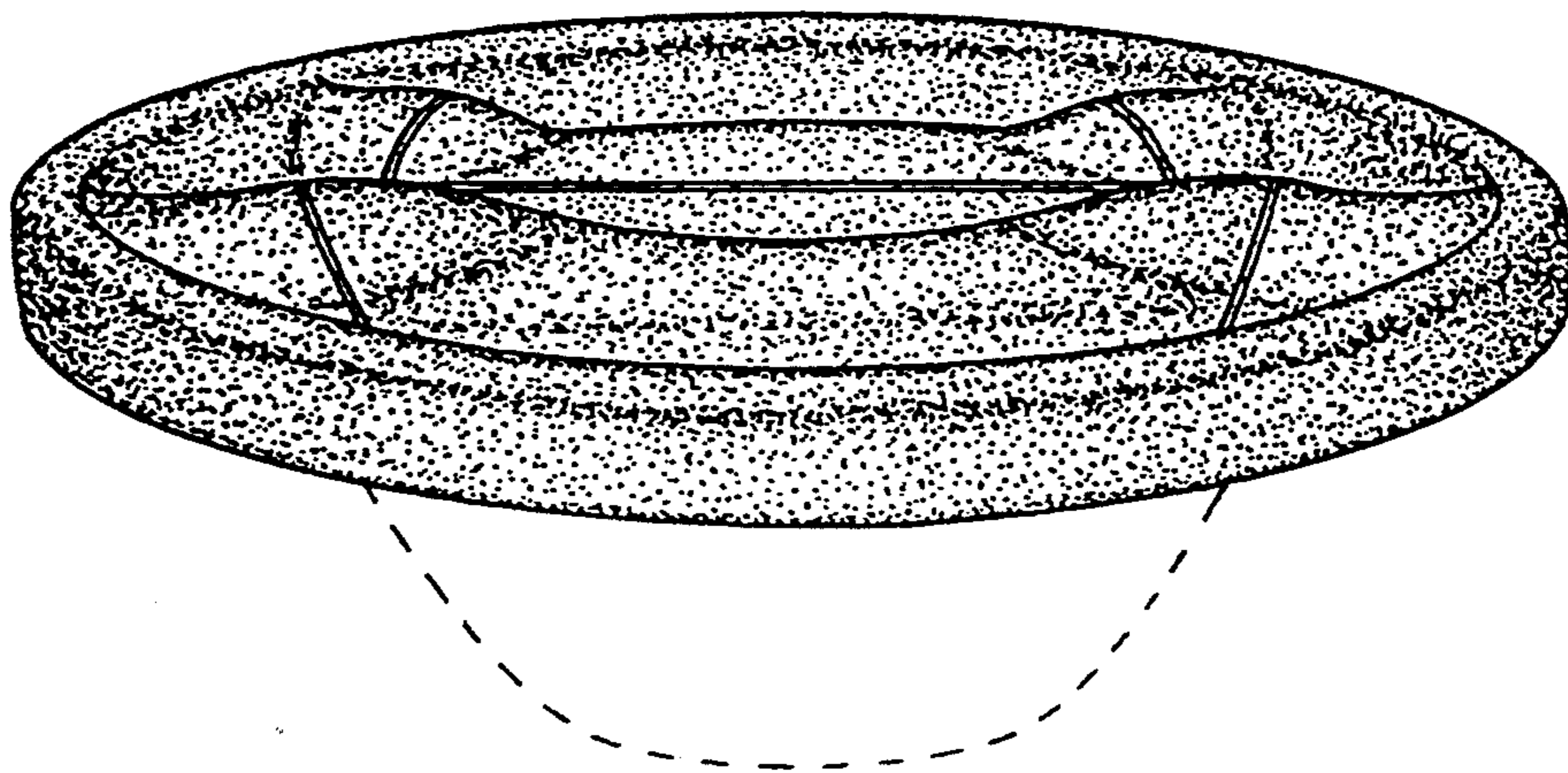
The rear of the steering wheel rim is understood to be plain and unornamented, and the broken line showing of the rear portion of the steering wheel unit in FIGS. 2,3 and 4 of the drawing is for illustrative purposes only and forms no part of the claimed design.



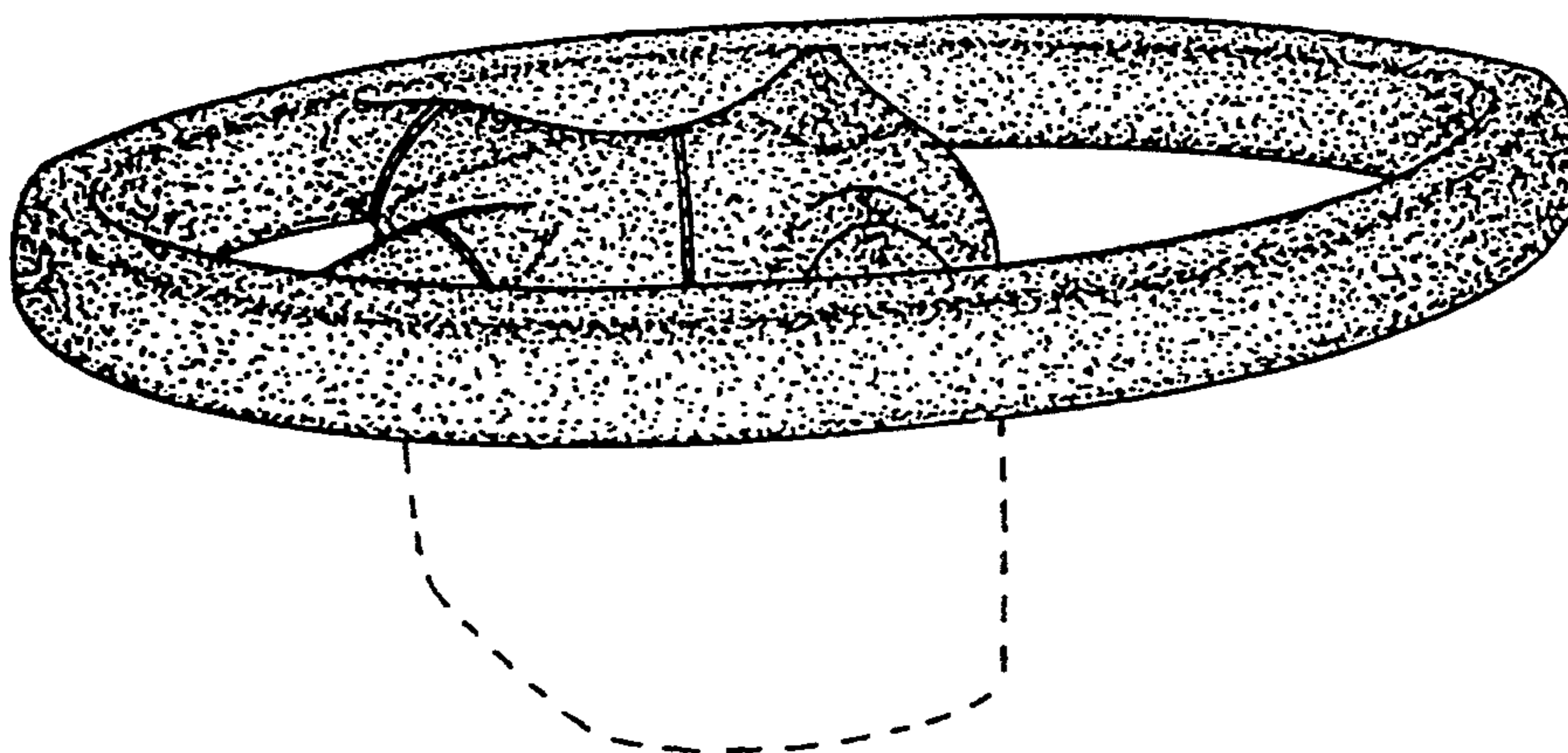
*FIG. 1*



*FIG. 2*



*FIG. 3*



*FIG. 4*

