



US00D356731S

United States Patent [19]

[11] Patent Number: **Des. 356,731**

Nakaizumi

[45] Date of Patent: **** Mar. 28, 1995**

[54] **WRAPPED DISC CARTRIDGE PACKAGE**

[75] Inventor: **Hiroshi Nakaizumi**, Tokyo, Japan

[73] Assignee: **Sony Corporation**, Tokyo, Japan

[**] Term: **14 Years**

[21] Appl. No.: **4,788**

[22] Filed: **Feb. 16, 1993**

[30] **Foreign Application Priority Data**

Sep. 25, 1992 [JP] Japan 4-28075

[52] U.S. Cl. **D9/305**

[58] Field of Search D9/305, 432; D3/203, D3/219; 206/316.1; 229/40, 87.01, 87.19

[56] **References Cited**

U.S. PATENT DOCUMENTS

- D. 9,110 2/1876 Chandler D9/432
- D. 40,506 2/1910 Müller D9/432
- D. 163,914 7/1951 Voice D9/432
- D. 266,145 9/1982 Sayama D9/432 X
- D. 277,522 2/1985 Pritzker D9/305 X

- D. 283,458 4/1986 Yoshizawa D9/305
- D. 292,067 9/1987 Ohotani D9/432 X
- D. 306,256 2/1990 Hsu D9/305
- D. 344,451 2/1994 Suwa et al. D9/305
- 4,807,755 2/1989 Jones D9/305 X

Primary Examiner—Bernard Ansher
Assistant Examiner—Mitchell I. Siegel
Attorney, Agent, or Firm—Beveridge, DeGrandi, Weilacher and Young

[57] **CLAIM**

The ornamental design for a wrapped disc cartridge package, as shown and described.

DESCRIPTION

FIG. 1 is a perspective view of the wrapped disc cartridge package;
FIG. 2 is a front view thereof;
FIG. 3 is a rear view thereof;
FIG. 4 is a top plan view thereof;
FIG. 5 is a bottom plan view thereof;
FIG. 6 is a left side view thereof; and,
FIG. 7 is a right side view thereof.

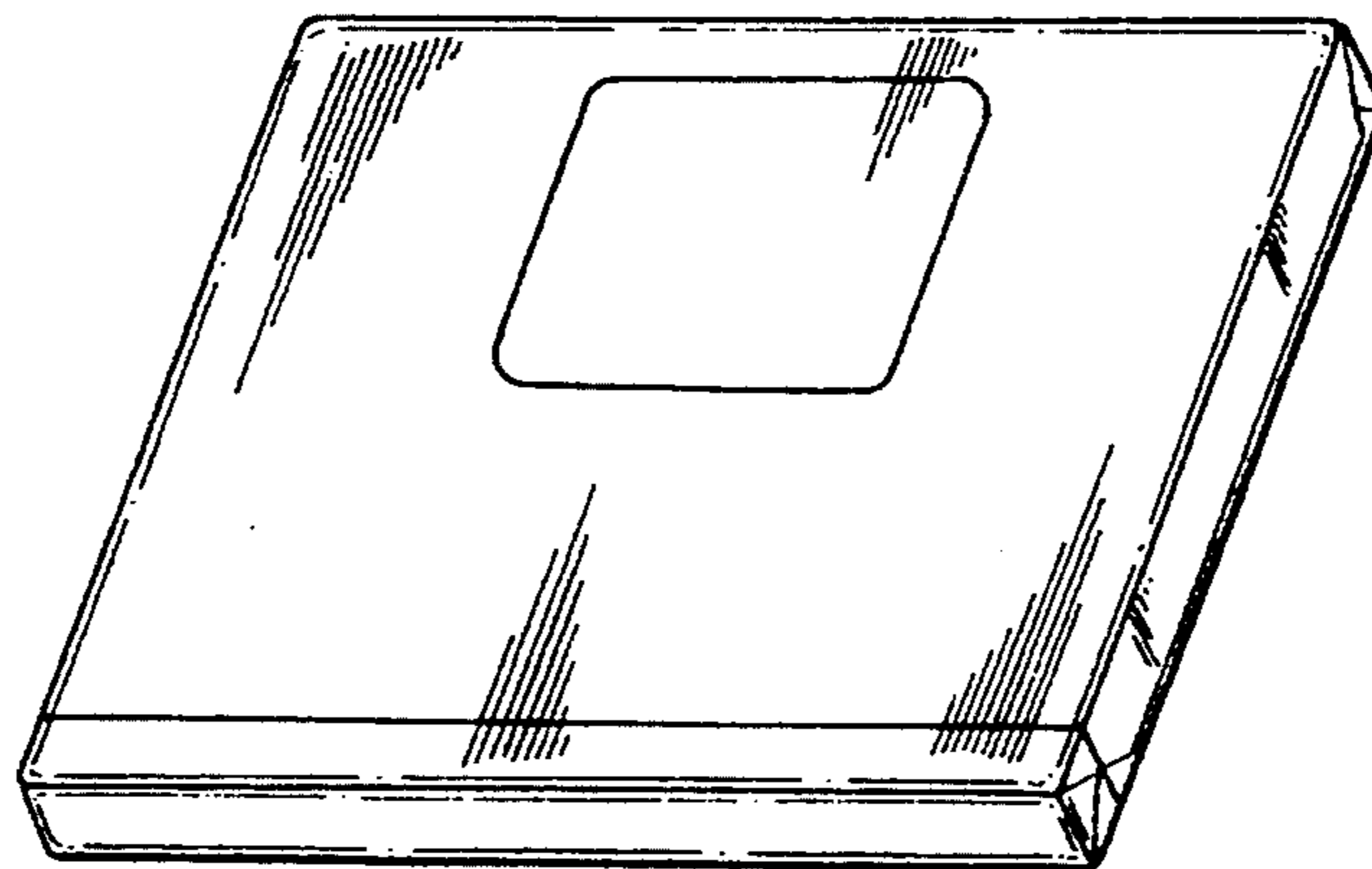


FIG. 1

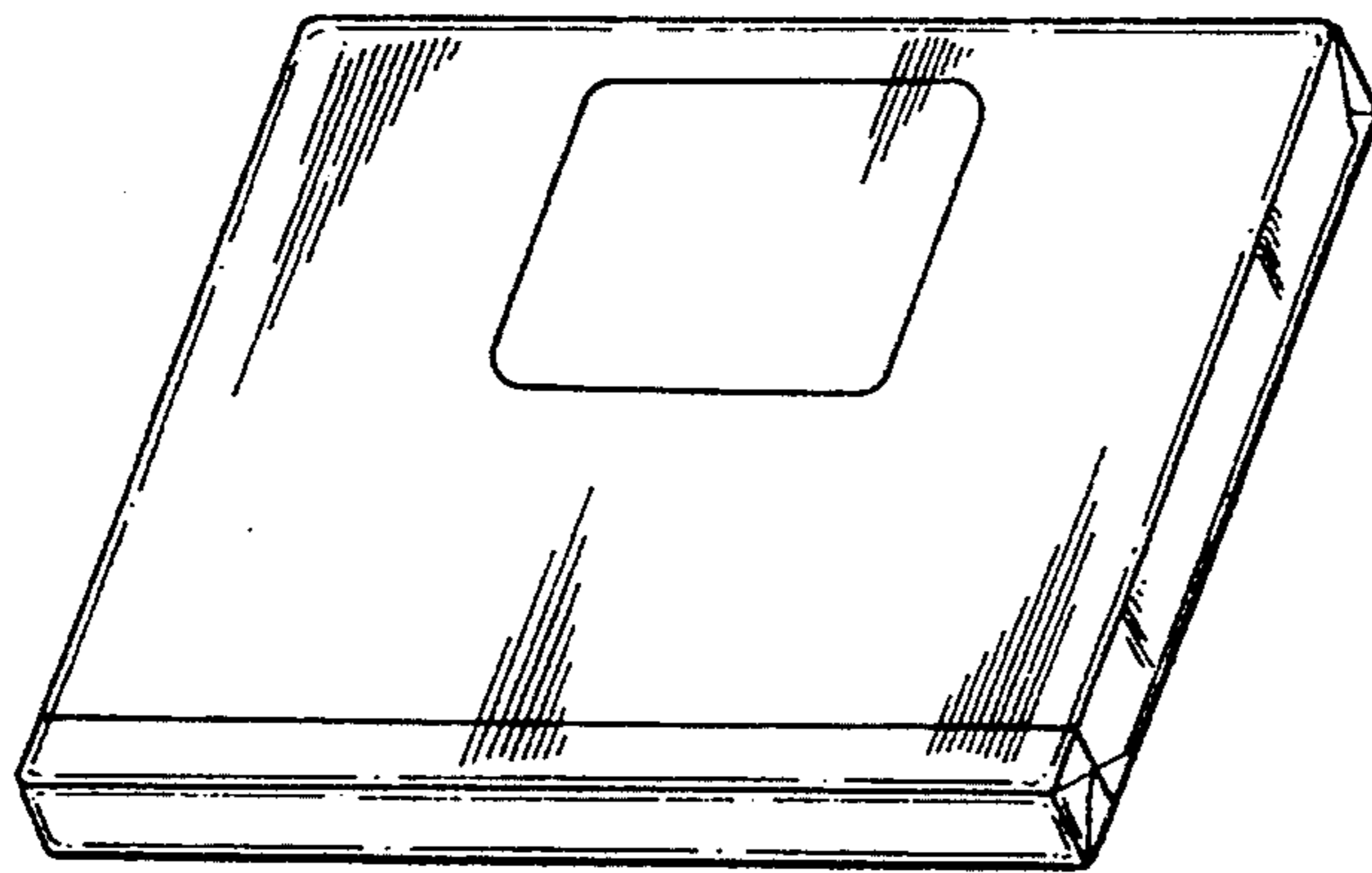


FIG. 2

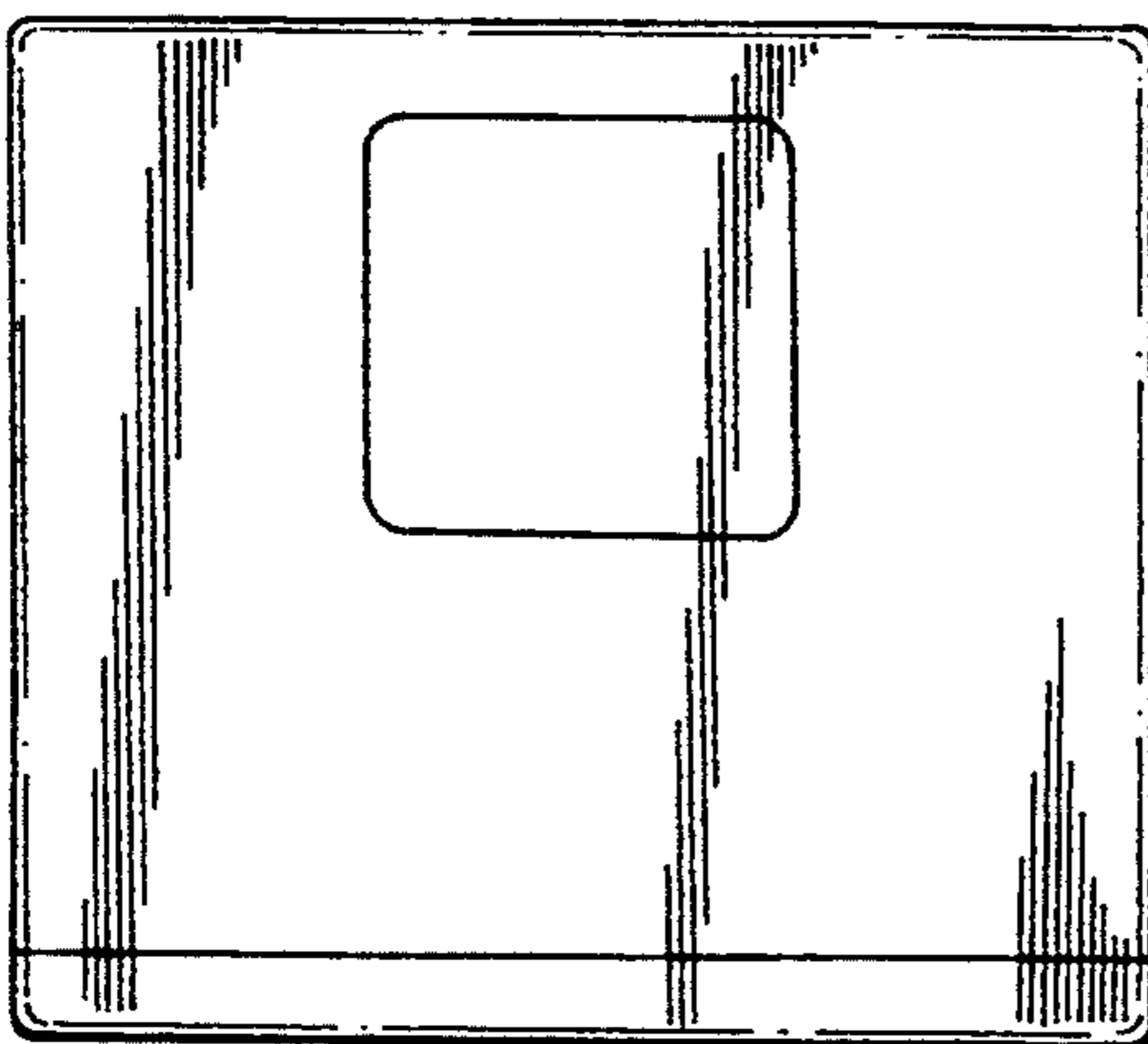


FIG. 3

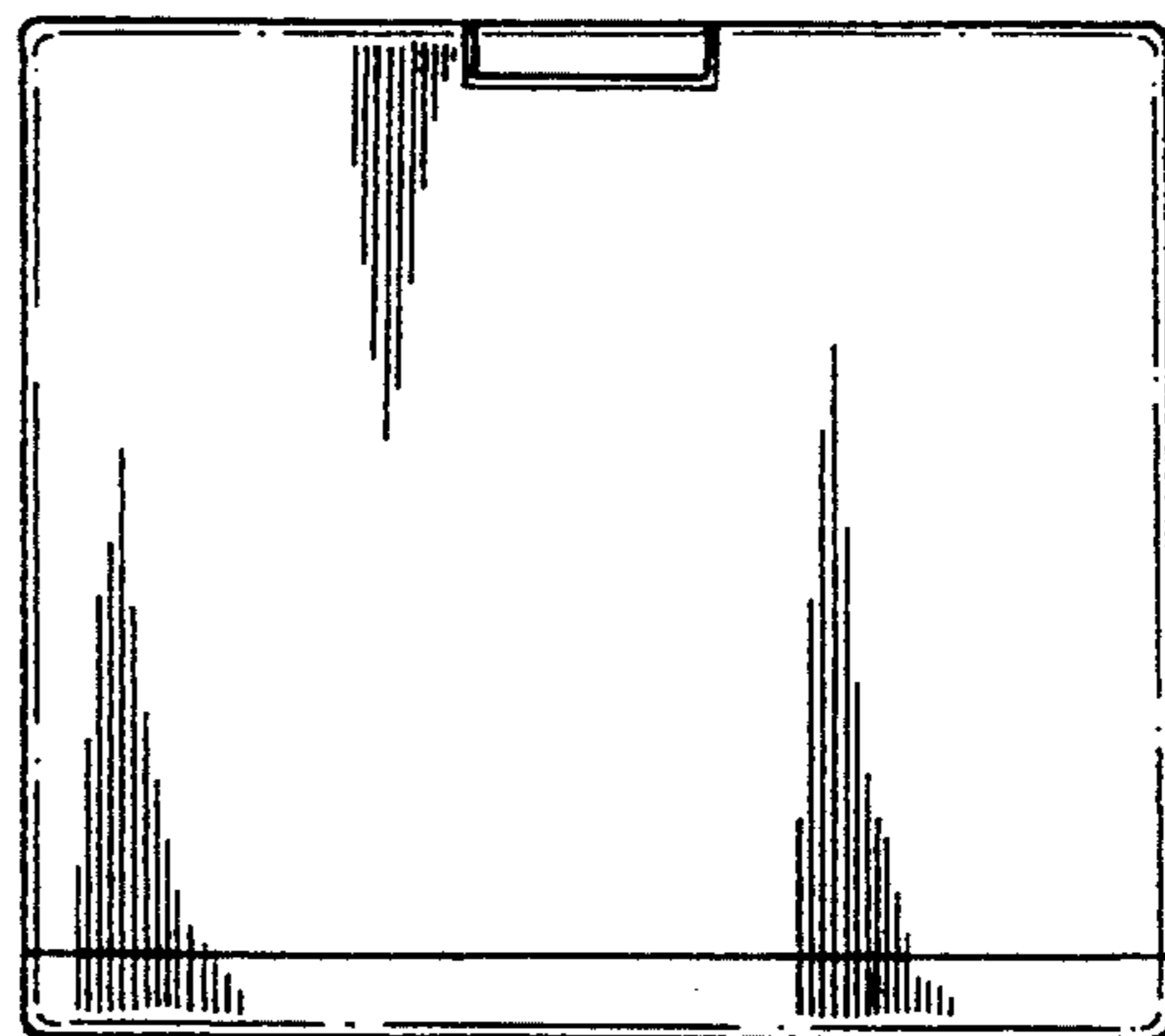


FIG. 4




FIG. 6



FIG. 7

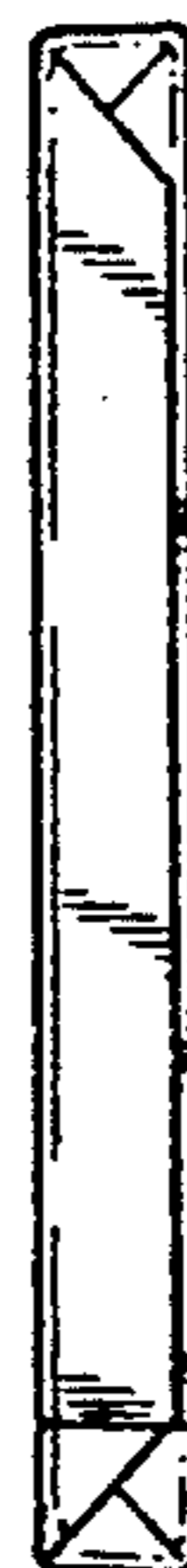


FIG. 5

