



US00D356723S

United States Patent [19]

[11] Patent Number: **Des. 356,723**

Sakai

[45] Date of Patent: **** Mar. 28, 1995**

- [54] **KNIFE**
- [75] Inventor: **Kimiyuki Sakai, Seki, Japan**
- [73] Assignee: **Gerber Sakai, Gifu, Japan**
- [**] Term: **14 Years**
- [21] Appl. No.: **12,256**
- [22] Filed: **Aug. 26, 1993**
- [52] U.S. Cl. **D8/99**
- [58] Field of Search **D8/14, 98, 99; D22/118; 30/152, 153, 154, 155, 156, 157, 158, 159, 160**

[56] **References Cited**
U.S. PATENT DOCUMENTS

D. 224,388	7/1972	Wood	D8/99
D. 227,071	6/1973	Bernadotte	D8/99
D. 230,562	3/1974	Fellows	D8/99
D. 230,696	3/1974	Evrell et al.	D8/99
D. 256,427	8/1980	Lile	D8/99
D. 304,154	10/1989	Osterhout	D8/99
D. 308,009	5/1990	Evrell	D8/99
D. 310,621	9/1990	Thompson	D8/99
D. 321,820	11/1991	Russell	D8/99
D. 323,774	2/1992	Opinel	D8/99
5,060,379	10/1991	Neely	30/157

Primary Examiner—Theodore M. Shooman
Assistant Examiner—Philip Hyder

Attorney, Agent, or Firm—Sheridan Ross & McIntosh

[57] **CLAIM**

The ornamental design for a knife, as shown and described.

DESCRIPTION

FIG. 1 is a front elevational view of a knife showing my new design;
 FIG. 2 is a rear elevational view thereof;
 FIG. 3 is a top plan view thereof;
 FIG. 4 is a bottom plan view thereof;
 FIG. 5 is a left side view thereof;
 FIG. 6 is a right side view thereof;
 FIG. 7 is a front elevational view thereof in an opened position;
 FIG. 8 is a rear elevational view thereof in the opened position;
 FIG. 9 is a top plan view thereof in the opened position;
 FIG. 10 is a bottom plan view thereof in the opened position;
 FIG. 11 is a left side view thereof in the opened position;
 FIG. 12 is a right side view thereof in the opened position;
 FIG. 13 is a perspective view thereof in the opened position; and,
 FIG. 14 is another perspective view thereof in the opened position.

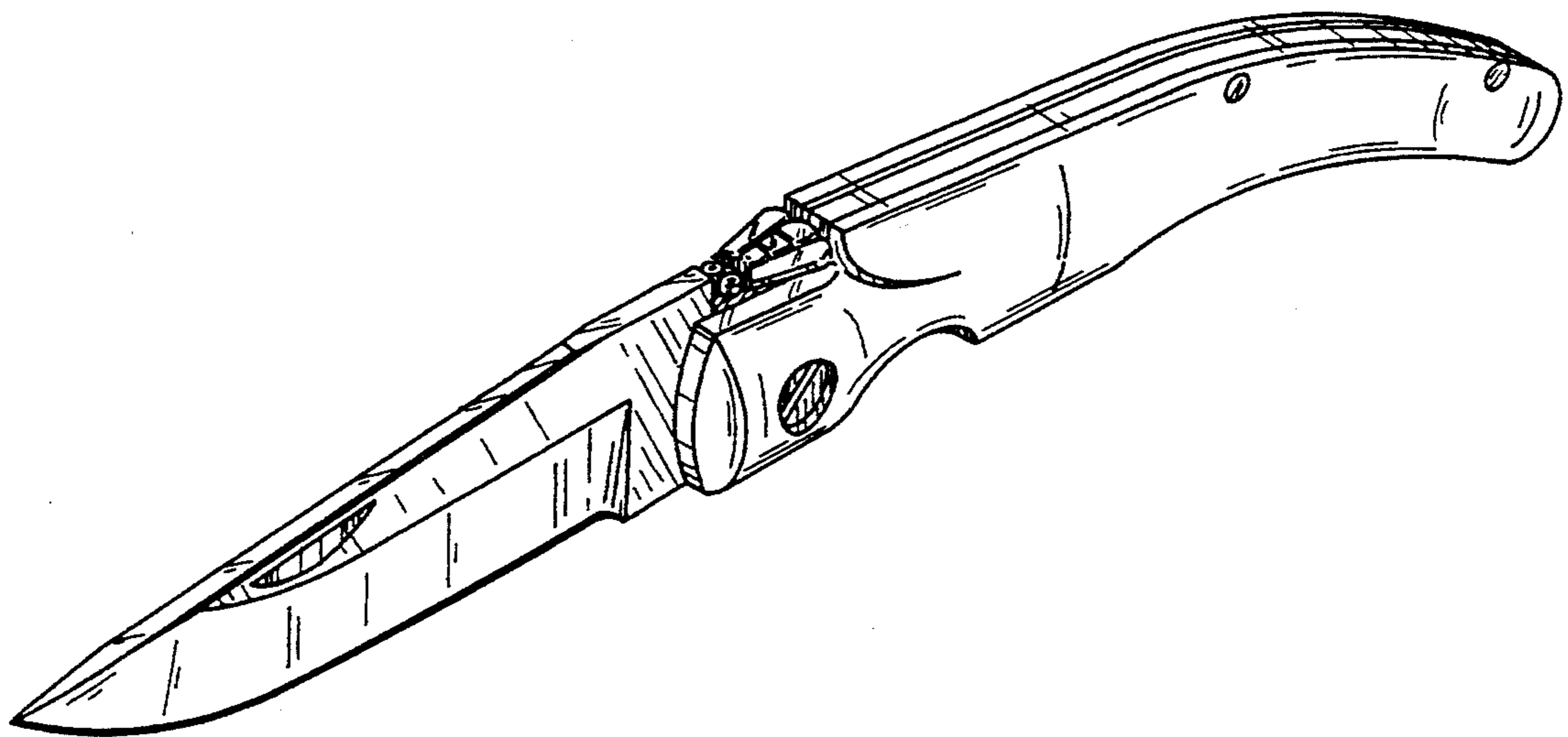


Fig. 1




Fig. 2

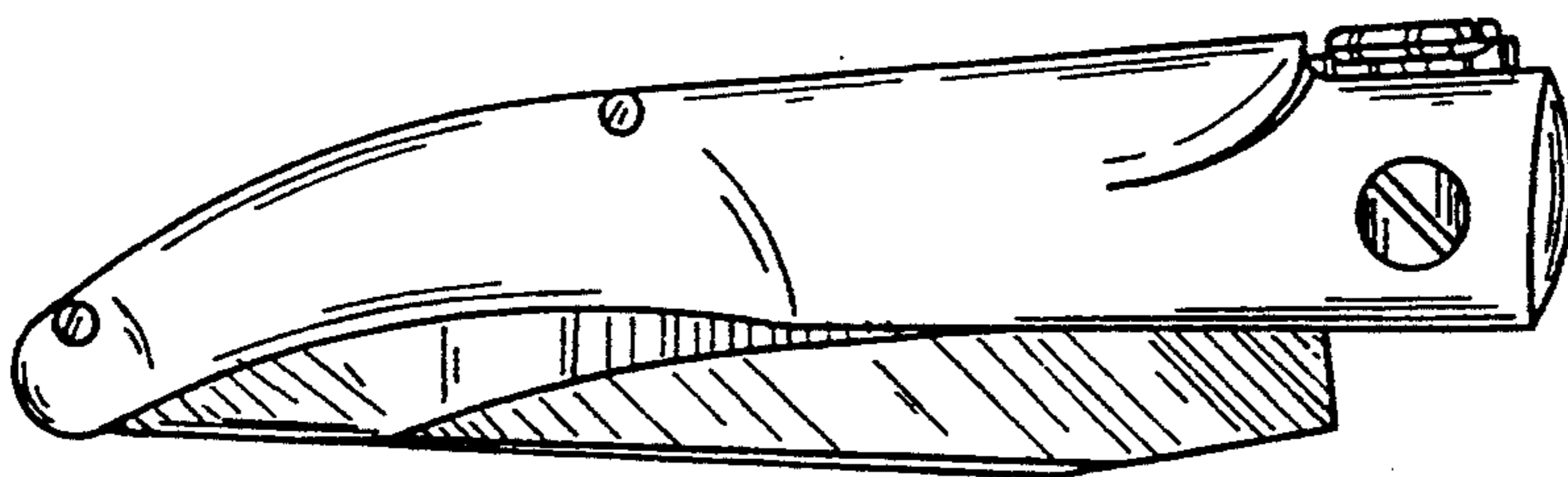


Fig.3




Fig.4




Fig.5

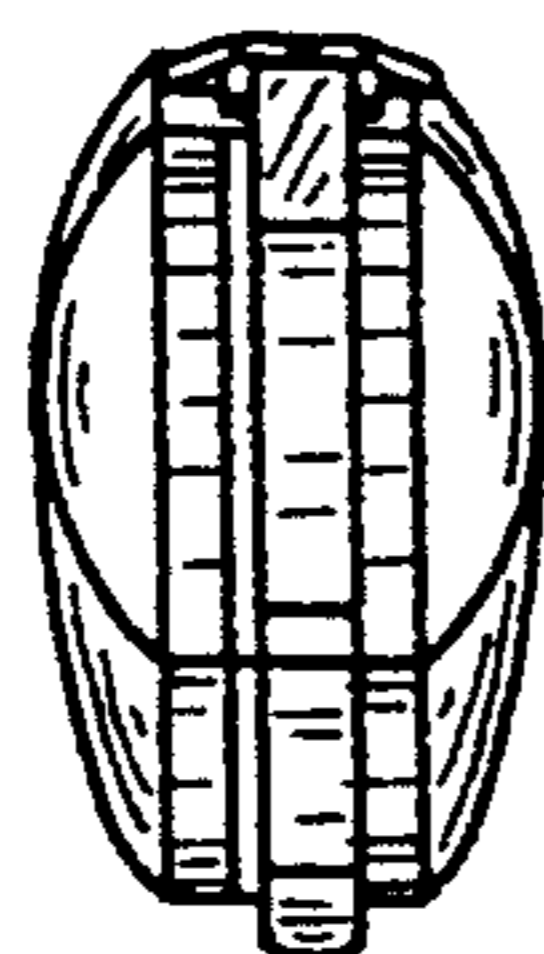


Fig.6

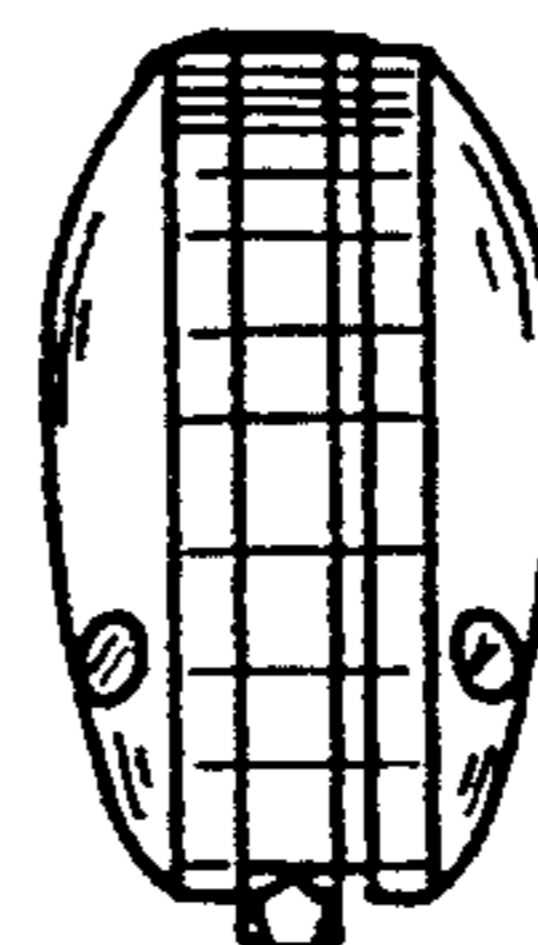


FIG. 7

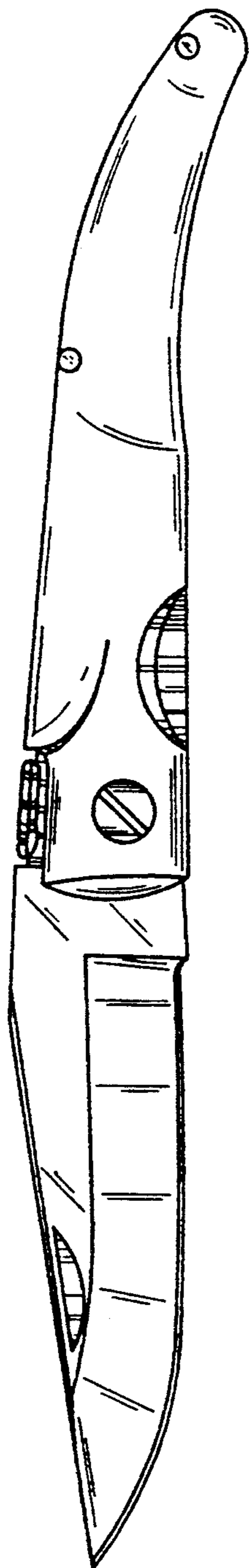


FIG. 8




FIG. 9

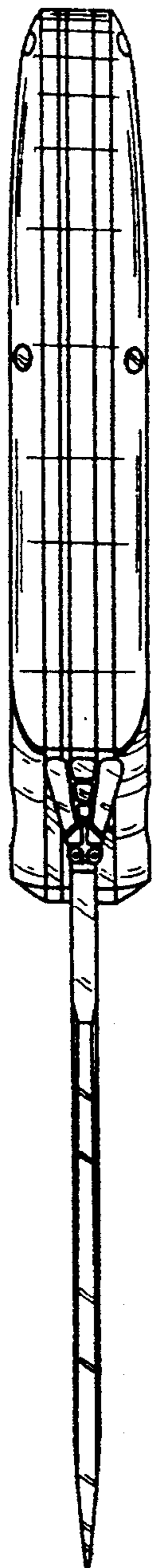


FIG. 10

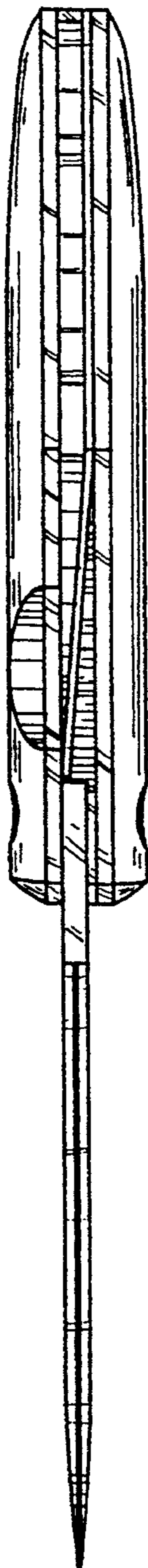


FIG. 11

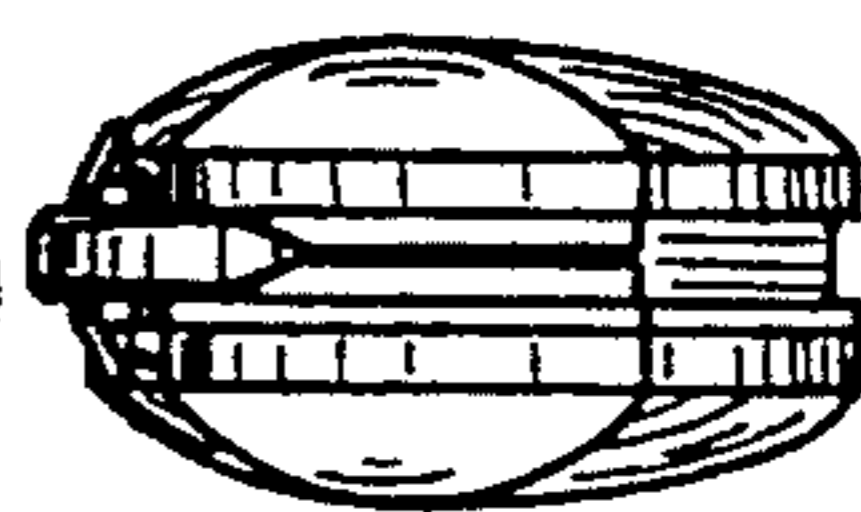



FIG. 12



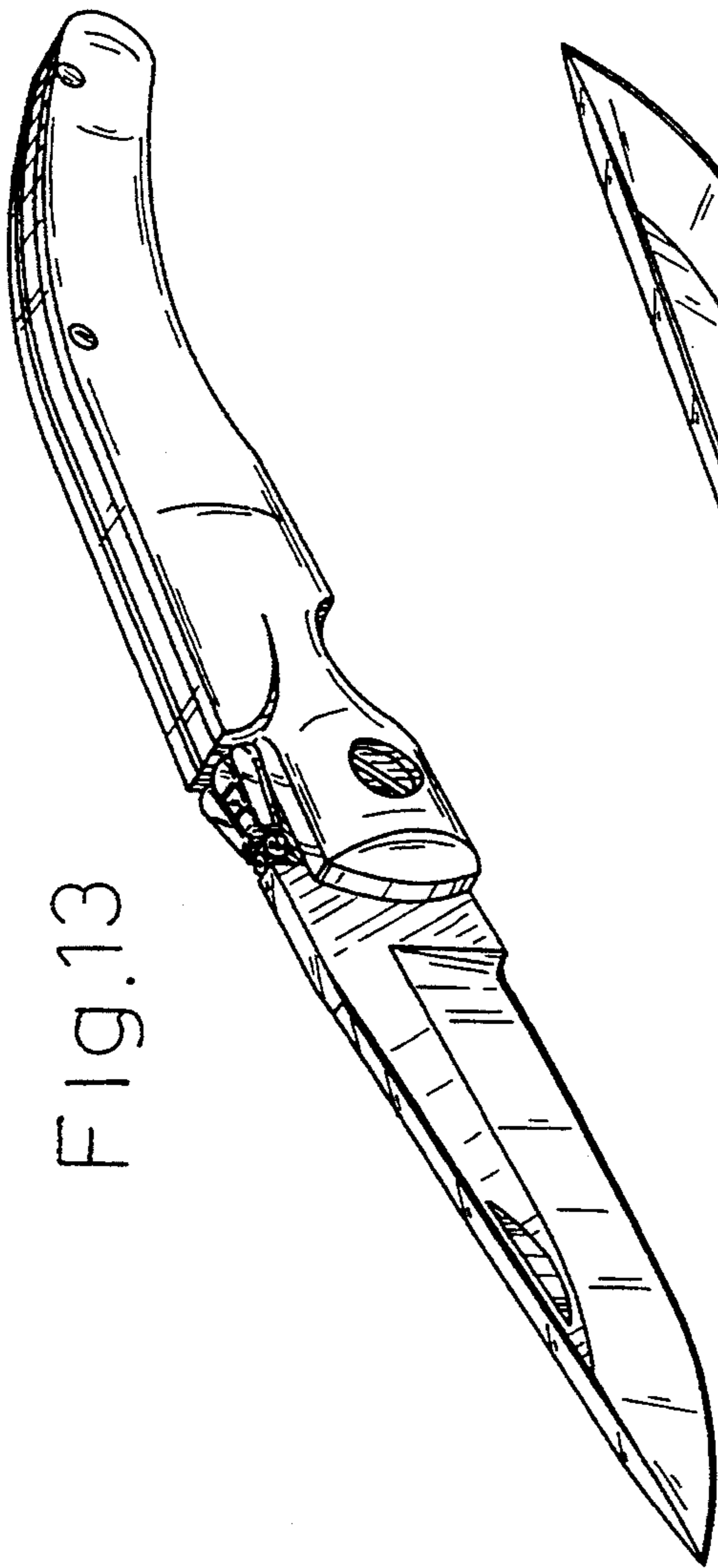


FIG. 14

