



US00D356710S

**United States Patent** [19]  
**Cooper**

[11] **Patent Number: Des. 356,710**  
[45] **Date of Patent: \*\* Mar. 28, 1995**

[54] **FLOOR MAT**  
[75] **Inventor: Sandy Cooper, New York, N.Y.**  
[73] **Assignee: Sun It Corp., Mt. Vernon, N.Y.**  
[\*\*] **Term: 14 Years**  
[21] **Appl. No.: 15,152**  
[22] **Filed: Nov. 9, 1993**  
[52] **U.S. Cl. .... D6/588; D6/582;  
D6/583**  
[58] **Field of Search ..... D6/582, 583, 585, 588,  
D6/592, 596, 601; D12/203; D25/153; 4/581,  
582, 583; 5/417, 418, 419, 420, 482, 485, 490,  
902; 15/215, 216, 217**

D. 87,457 8/1932 Brown ..... D6/585  
D. 310,149 8/1990 Radzewicz et al. .... 5/417 X  
386,628 7/1888 Davidson ..... 15/215 X  
910,332 1/1909 Wattie ..... 15/215

*Primary Examiner*—Wallace R. Burke  
*Assistant Examiner*—Monica A. Hannon  
*Attorney, Agent, or Firm*—Stanley J. Yavner


[57] **CLAIM**


The ornamental design for a floor mat, as shown and described.

**DESCRIPTION**

FIG. 1 is a front, elevational view of the floor mat embodying my new design;  
FIG. 2 is a top plan view thereof;  
FIG. 3 is a bottom plan view thereof;  
FIG. 4 is a right side elevational view thereof;  
FIG. 5 is a left side elevational view thereof; and,  
FIG. 6 is a back elevational view thereof.

[56] **References Cited**  
**U.S. PATENT DOCUMENTS**  
3,092 11/1867 Cooke et al. .... 15/215





*FIG. 1*



*FIG. 2*




*FIG. 3*



*FIG. 4*



*FIG. 5*



*FIG. 6*