



US00D356706S

United States Patent [19]

Williams et al.

[11] Patent Number: **Des. 356,706**

[45] Date of Patent: **** Mar. 28, 1995**

[54] **PACKET DISPENSER**

[76] Inventors: **Bernice D. Williams; Martha L. Richardson**, both of 7928 Severn Hills Way, Severn, Md. 21144

[**] Term: **14 Years**

[21] Appl. No.: **24,502**

[22] Filed: **Jun. 15, 1994**

Related U.S. Application Data

[63] Continuation of Ser. No. 733,284, Jul. 22, 1991, abandoned.

[52] U.S. Cl. **D6/515**

[58] Field of Search **D6/515, 570, 475, 459-461; 211/10, 13, 44, 55, 86-88, 128; 221/92**

[56] **References Cited**

U.S. PATENT DOCUMENTS

D. 246,557 12/1977 Gilmartin et al. .

4,424,906 1/1984 Richmond .
4,588,094 5/1986 Evans .
4,783,918 11/1988 Valery .
4,949,849 8/1990 Hardy .

OTHER PUBLICATIONS

Brochure distributed by American Inventors Corporation approximately during Sep. 1991.

Primary Examiner—Brian N. Vinson

[57] CLAIM

The ornamental design for a packet dispenser, as shown and described.

DESCRIPTION

FIG. 1 is a front elevational view of the packet dispenser showing my new design;
FIG. 2 is a rear elevational view thereof;
FIG. 3 is a left side elevational view thereof;
FIG. 4 is a right side elevational view thereof;
FIG. 5 is a top plan view thereof; and,
FIG. 6 is a bottom plan view thereof.





FIG. 1




FIG. 2




FIG. 3

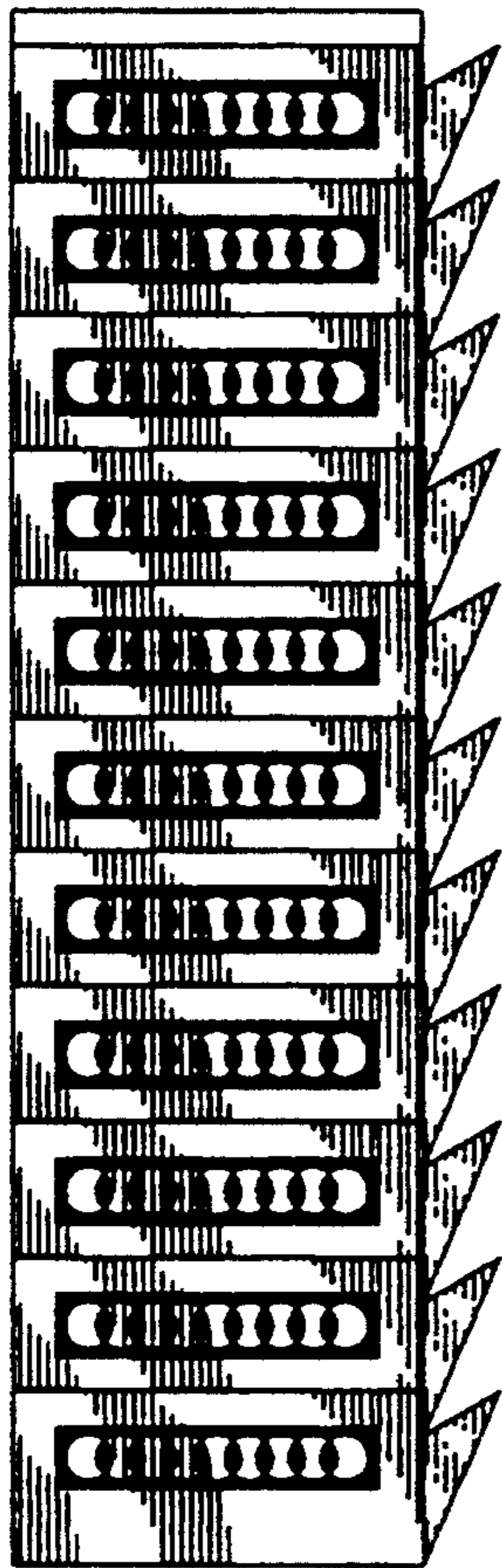


FIG. 4




FIG. 5




FIG. 6

