



US00D356704S

United States Patent [19]

[11] Patent Number: **Des. 356,704**

Hirsch

[45] Date of Patent: **** Mar. 28, 1995**

[54] **FILLED DISPLAY RACK FOR BRACELETS OR WATCH STRAPS**

[58] Field of Search D6/407, 410, 411, 412, D6/413, 414, 415, 465, 466, 467, 468, 469, 470, 449

[75] Inventor: **Hermann Hirsch**, Klagenfurt, Germany

[56] **References Cited**

U.S. PATENT DOCUMENTS

[73] Assignee: **Hirsch Holding AG**, Pfaffikon, Switzerland

D. 331,166 11/1992 Ohadi D6/407
D. 342,395 12/1993 Huang D6/407

[*] Notice: The portion of the term of this patent subsequent to Jan. 3, 2009 has been disclaimed.

Primary Examiner—Alan P. Douglas
Assistant Examiner—S. Snapp
Attorney, Agent, or Firm—Collard & Roe

[**] Term: **14 Years**

[57] CLAIM

The ornamental design for a filled display rack for bracelets or watch straps, as shown and described.

[21] Appl. No.: **1,984**

DESCRIPTION

[22] Filed: **Nov. 27, 1992**

FIG. 1 is a front view of a filled display rack for bracelets or watch straps;
FIG. 2 is a back view of FIG. 1;
FIG. 3 is a right side view of FIG. 1;
FIG. 4 is a left side view of FIG. 1;
FIG. 5 is a top view of FIG. 1; and,
FIG. 6 is a bottom view of FIG. 1.

[30] Foreign Application Priority Data

May 27, 1992 [AT] Austria MU 1845/92
[52] U.S. Cl. D6/467




FIG. 1




FIG. 2




FIG. 3




FIG. 4




FIG. 5




FIG. 6

