



US00D356701S

United States Patent [19]

[11] Patent Number: **Des. 356,701**

Chu

[45] Date of Patent: **** Mar. 28, 1995**

[54] RACK FOR COMPACT DISCS

[76] Inventor: **Abel Chu**, No. 25, Lane 16, Kuo Hua St., Chia Yi City, Taiwan, Prov. of China

[**] Term: **14 Years**

[21] Appl. No.: **8,061**

[22] Filed: **May 6, 1993**

[52] U.S. Cl. **D6/407**

[58] Field of Search **D6/396, 405-407, D6/465-468, 626-635; D14/121; D19/75, 83, 86, 91; 211/40-42; 206/387**

[56] References Cited

U.S. PATENT DOCUMENTS

D. 342,395	12/1993	Huang	D6/430 X
D. 343,533	1/1994	David	D6/407
5,301,819	4/1994	Moeken	211/40
5,341,943	8/1994	Fraser	D6/407 X

OTHER PUBLICATIONS

Home Decorator Collection Catalogue, p. 23.

Primary Examiner—Alan P. Douglas

Assistant Examiner—S. Snapp


Attorney, Agent, or Firm—Poms, Smith, Lande & Rose

[57] CLAIM

The ornamental design for a rack for compact discs, as shown and described.

DESCRIPTION

FIG. 1 is a front-right-top perspective view of a rack for compact discs, showing our new design; FIG. 2 is a front elevational view thereof; FIG. 3 is a rear elevational view thereof; FIG. 4 is a top plane view thereof; FIG. 5 is a bottom plane view thereof; FIG. 6 is a right side view thereof, the left side view being a mirror image; and, FIG. 7 is an enlarged perspective view of the upper portion thereof.






FIG. 1




FIG. 2




FIG. 3

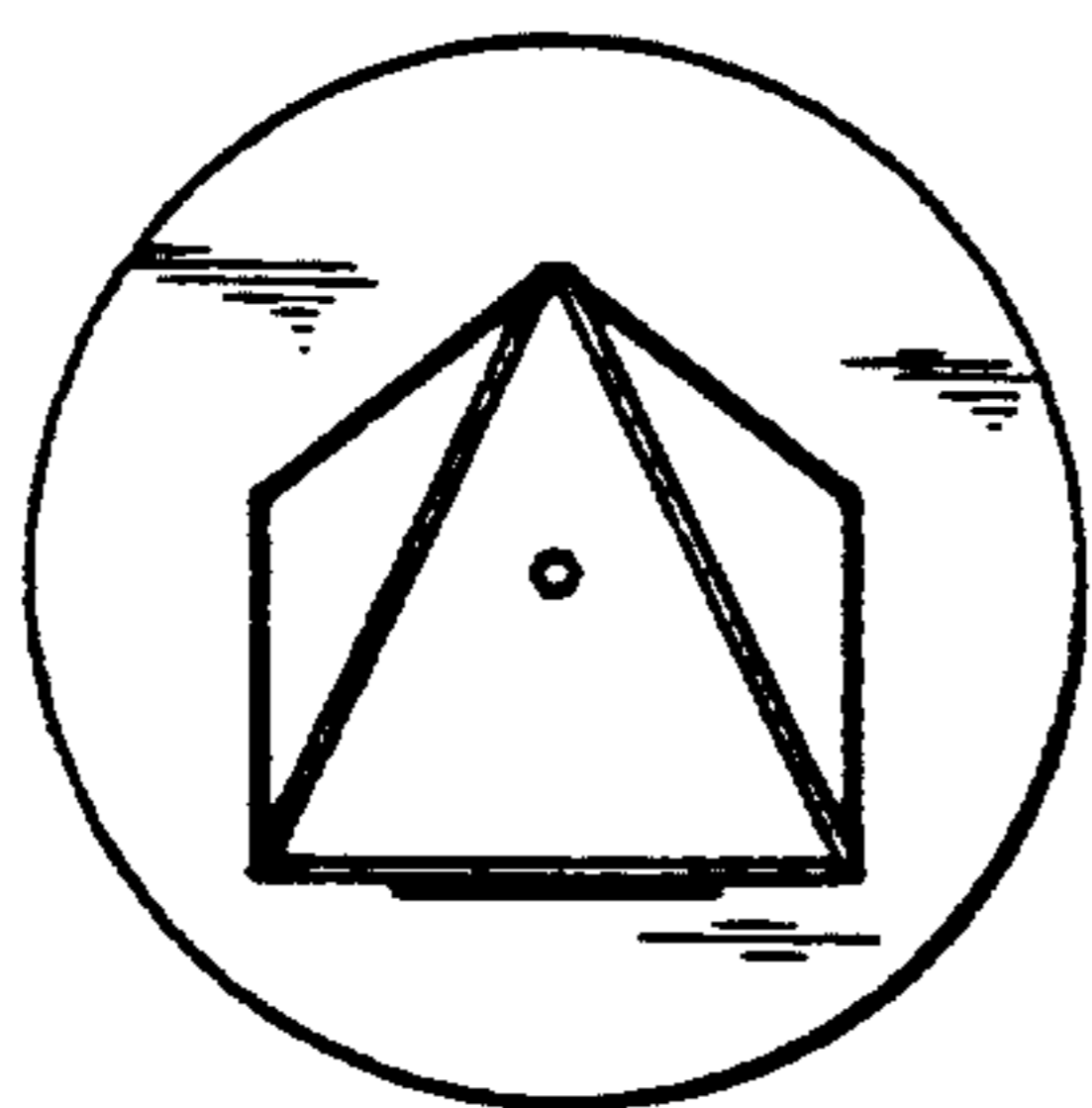


FIG. 4

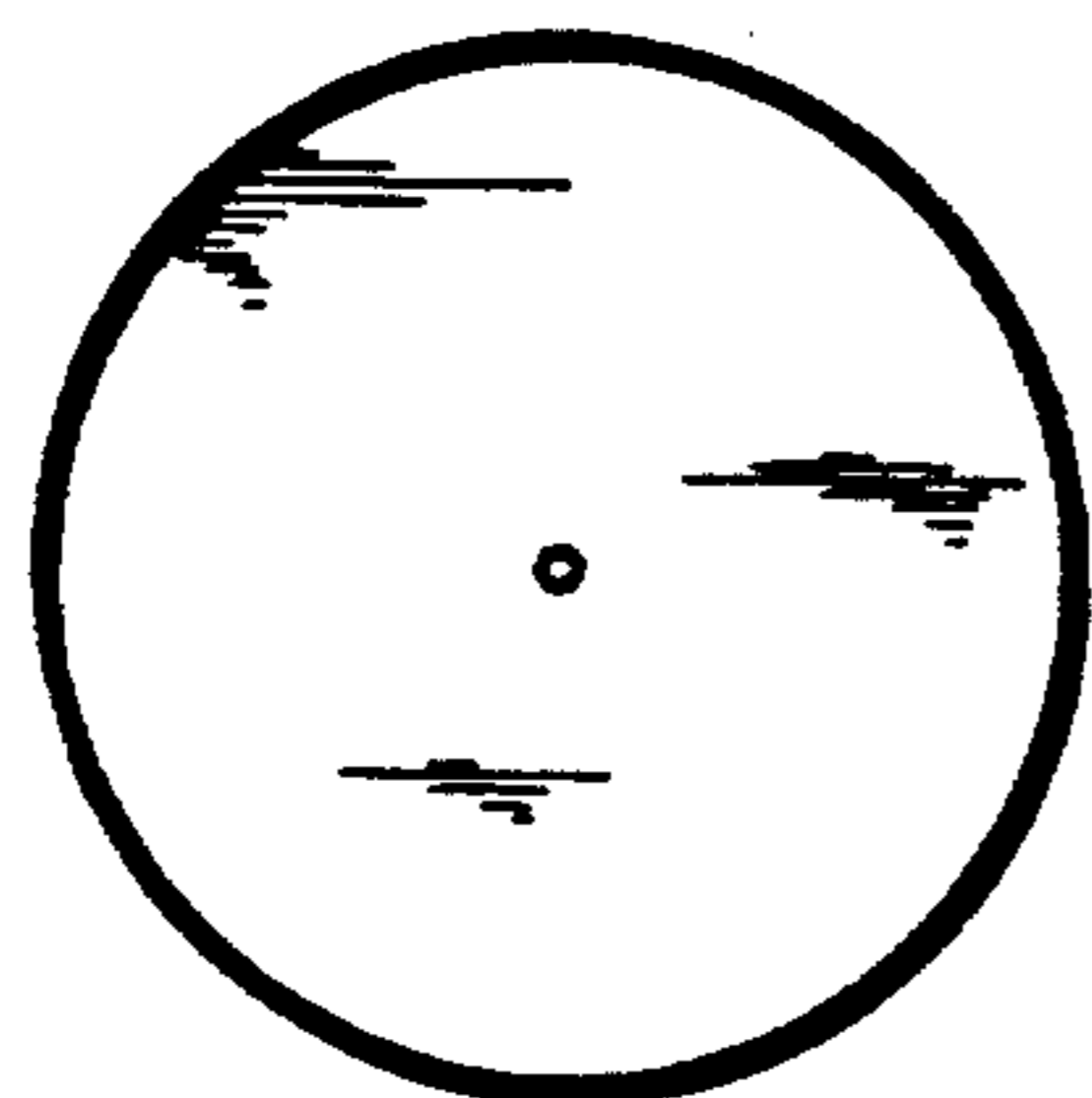


FIG. 5




FIG. 6

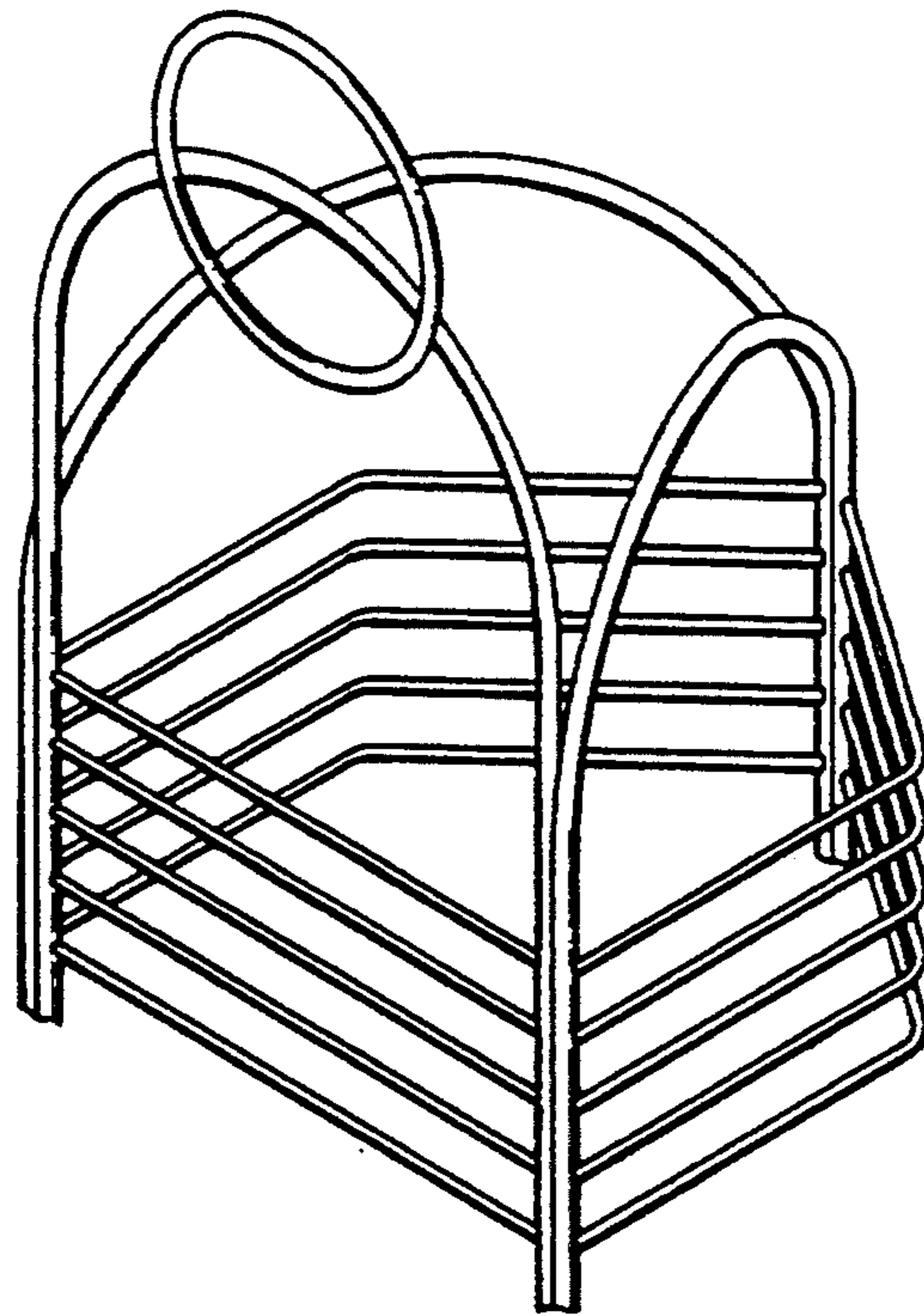


FIG. 7