



US00D356694S

United States Patent [19]

[11] Patent Number: **Des. 356,694**

Armbrecht

[45] Date of Patent: **** Mar. 28, 1995**

[54] **VEHICLE SEAT**

[75] Inventor: **Dieter W. Armbrecht, Kirchheim, Germany**

[73] Assignee: **Keiper Recardo GmbH & Co., Germany**

[**] Term: **14 Years**

[21] Appl. No.: **3,536**

[22] Filed: **Jan. 15, 1993**

[52] U.S. Cl. **D6/356; D6/334**

[58] Field of Search **D6/334, 335, 336, 353, D6/356; 197/232, 250.1, 335, 452.25, 452.26, 452.35, 452.36**

talter Des Mobilen Menschen" by Recaro dated Dec. 1991.

Lincoln Mark VII Catalog 1987, p. 4, "Taupe Leather Interior Seat", bottom rt. of pg.

Recaro Catalog, p. 6, "Recaro Idealsitz-TX", center of page.

Primary Examiner—Wallace R. Burke

Assistant Examiner—Monica A. Hannon

Attorney, Agent, or Firm—Wigman, Cohen, Leitner & Myers

[57] **CLAIM**

The ornamental design for a vehicle seat, as shown and described.

[56] **References Cited**

U.S. PATENT DOCUMENTS

D. 264,774	6/1982	McGirk et al.	D6/356
D. 270,876	10/1983	Ikeda et al.	D6/356
D. 273,540	4/1984	Wagner et al.	D6/356
D. 315,255	3/1991	Beermann .	
D. 317,533	6/1991	Beermann .	
D. 317,534	6/1991	Hansel .	
D. 321,095	10/1991	Bockwoldt .	
4,887,864	12/1989	Ashton	297/232 X

OTHER PUBLICATIONS

Brochure entitled "*Orthopad*" by Recaro dated Aug. 1990.

Brochure entitled "*Automobile Sitzkultur Fur Das Zei-*

DESCRIPTION

FIG. 1 is a perspective view from the left side of a vehicle seat showing my new design;

FIG. 2 is a perspective view from the right side of a vehicle seat showing my new design;

FIG. 3 is a side elevational view of my new design from the left side;

FIG. 4 is a side elevational view of my new design from the right side;

FIG. 5 is a front elevational view of my new design;

FIG. 6 is a rear elevational view of my new design; and,

FIG. 7 is a top plan view of my new design.

The undisclosed side of my new design is conventional in appearance.



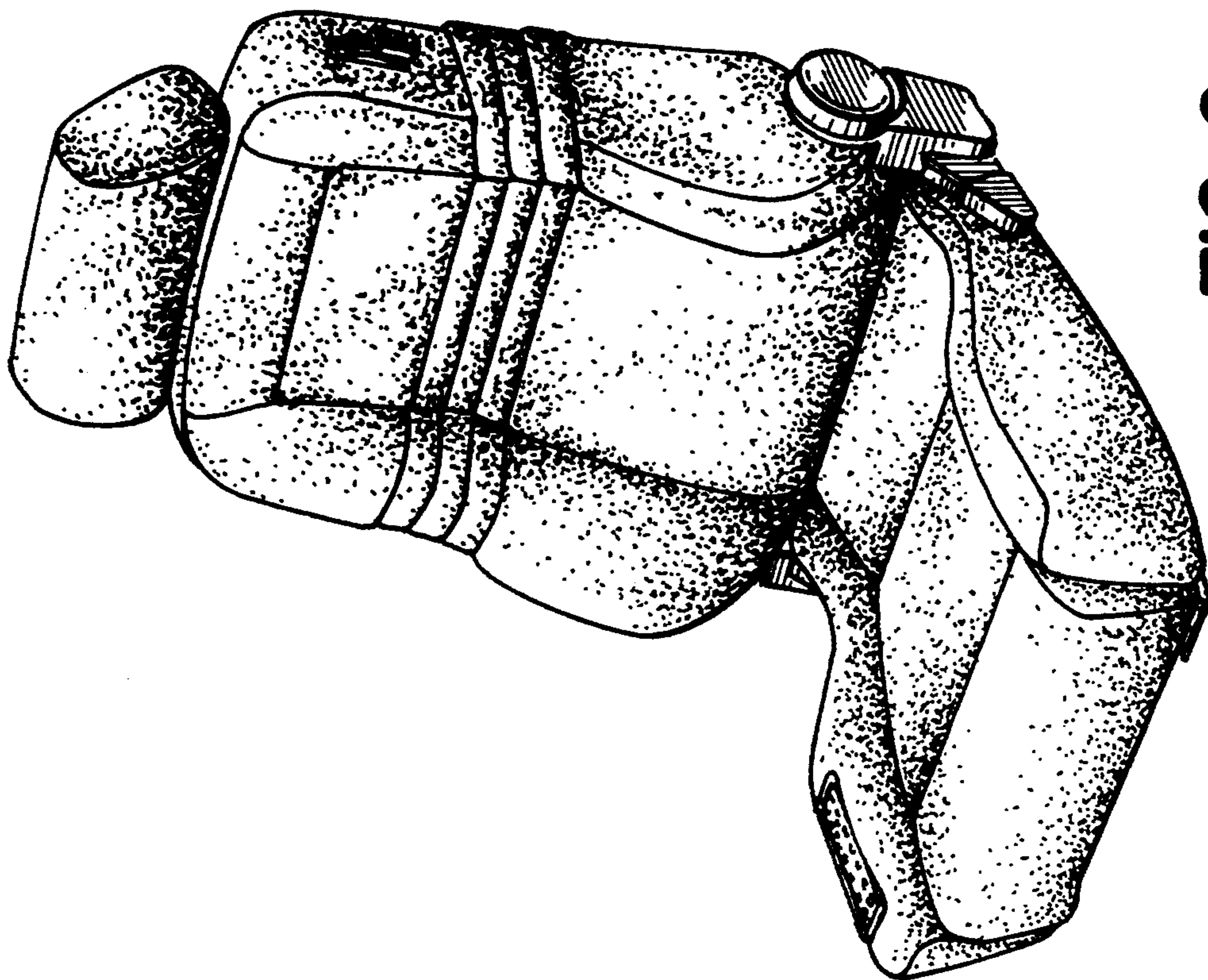


FIG. 2

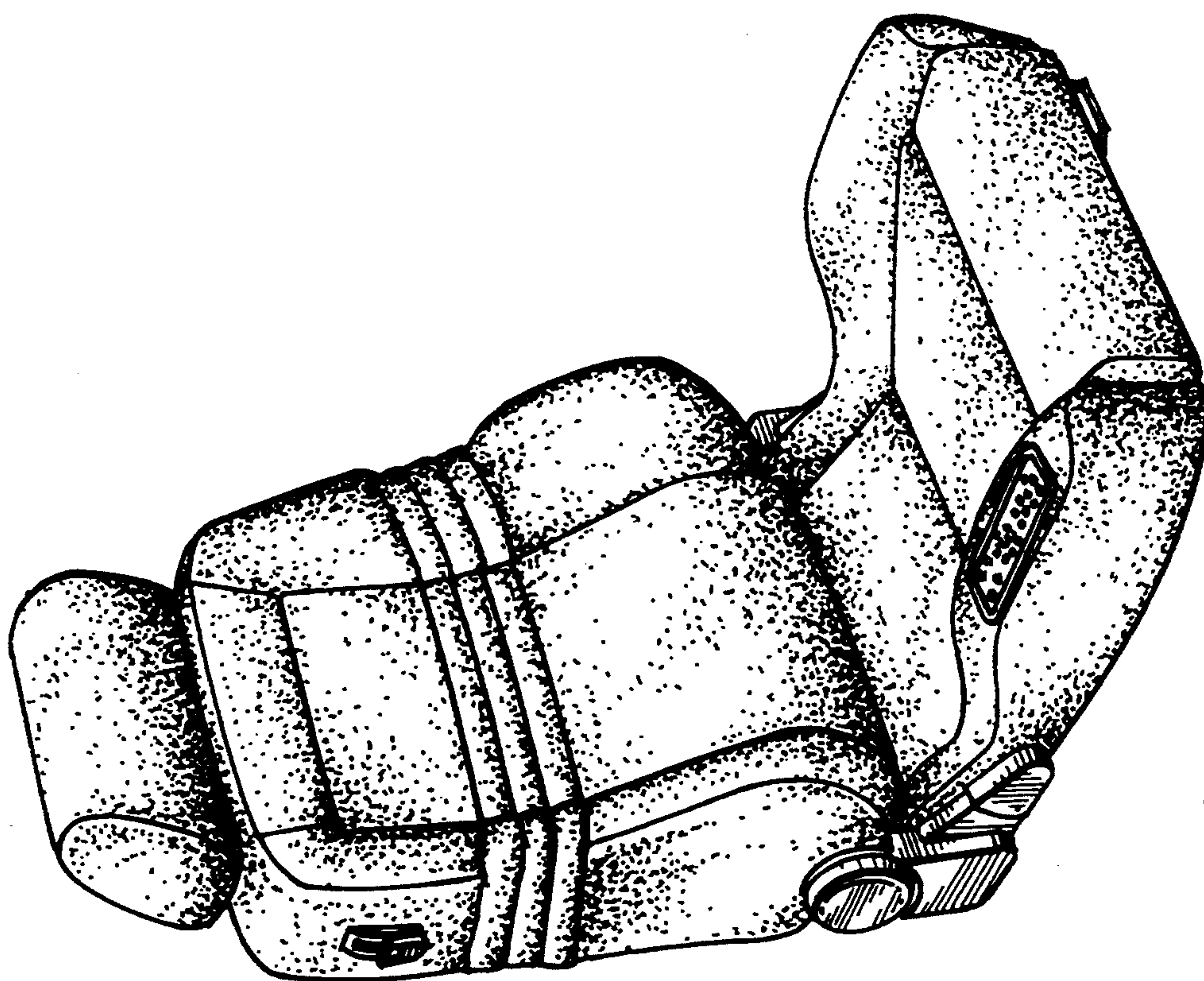


FIG. 1

FIG. 4




FIG. 7

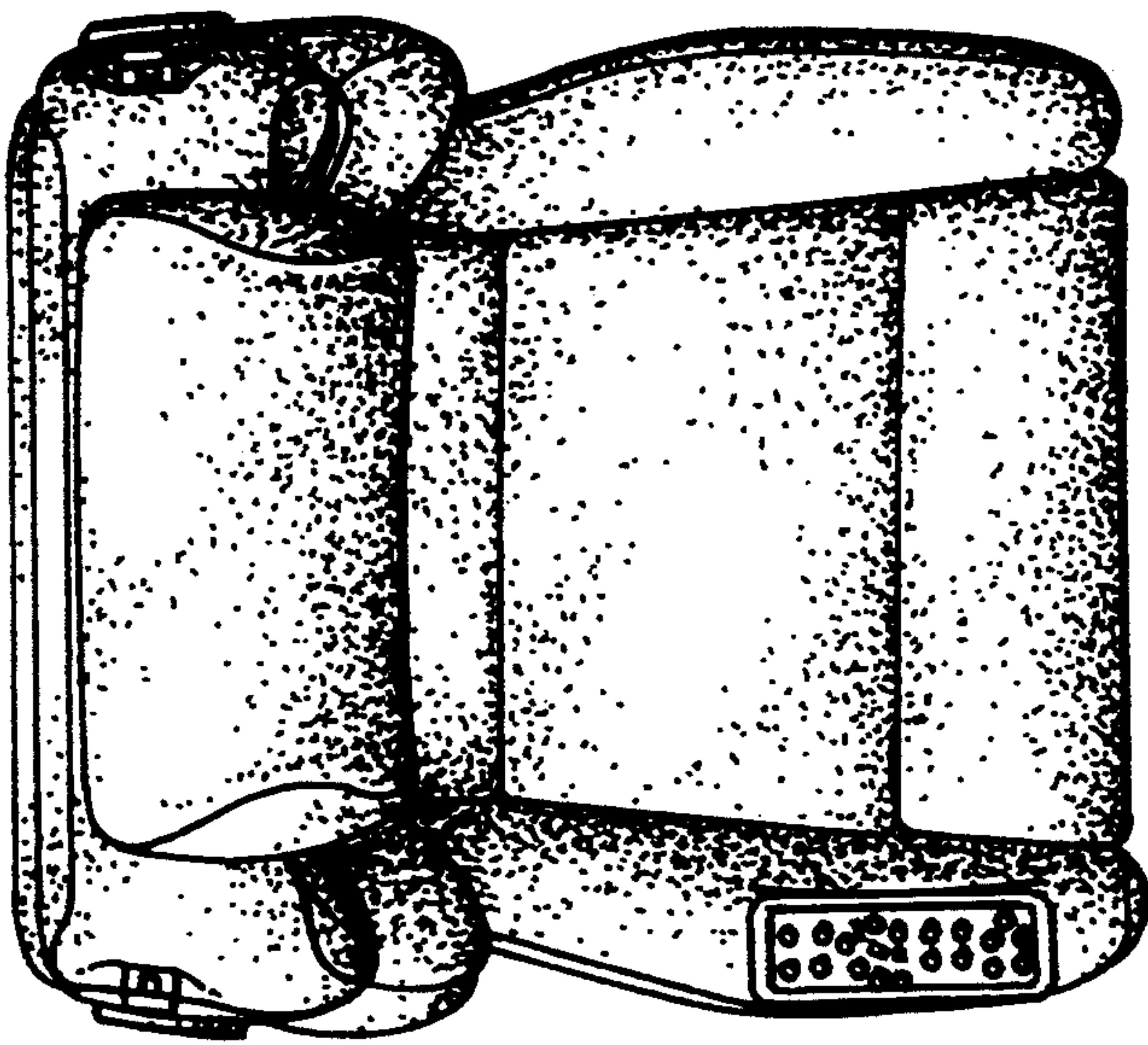
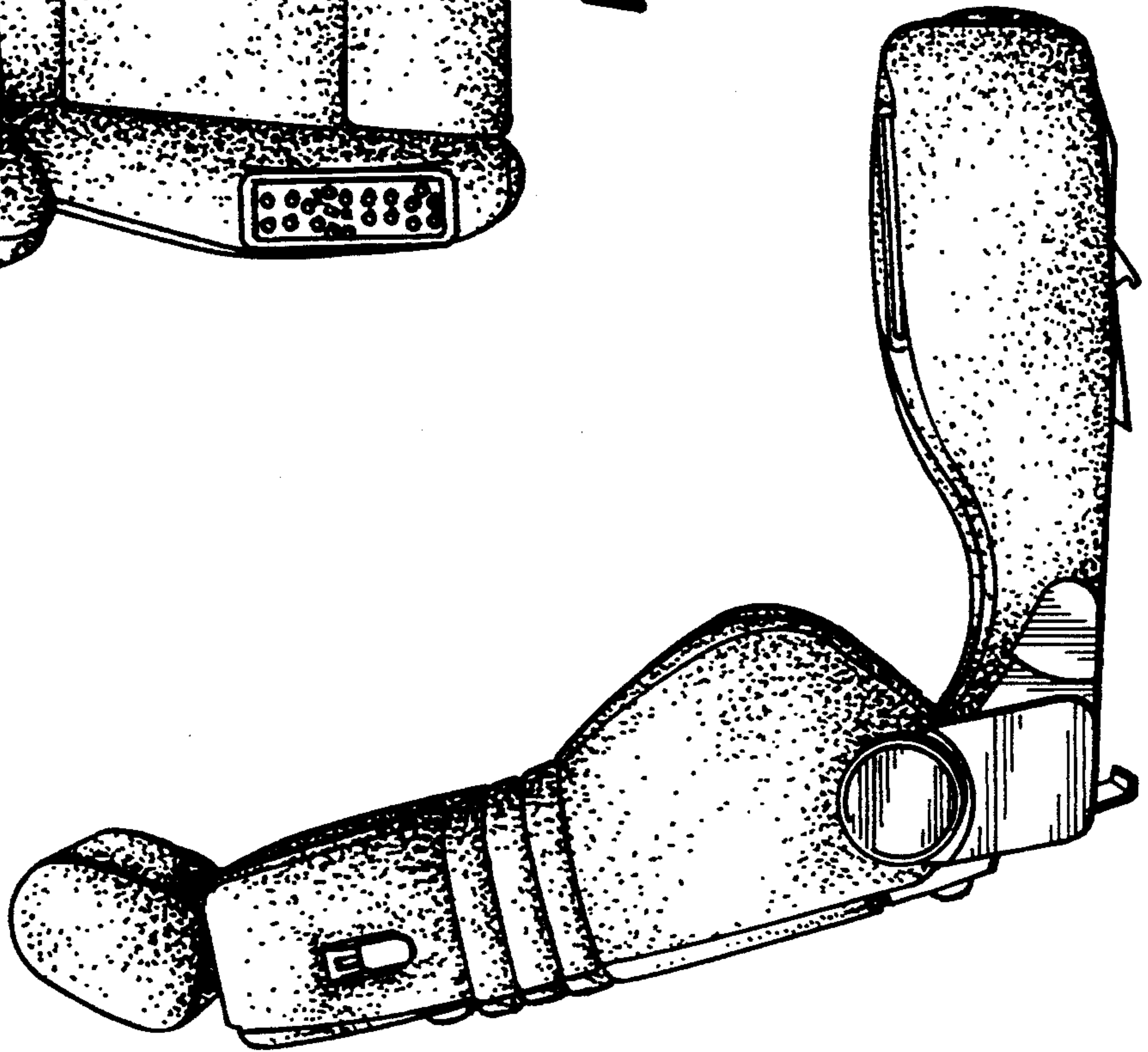


FIG. 3






FIG. 6

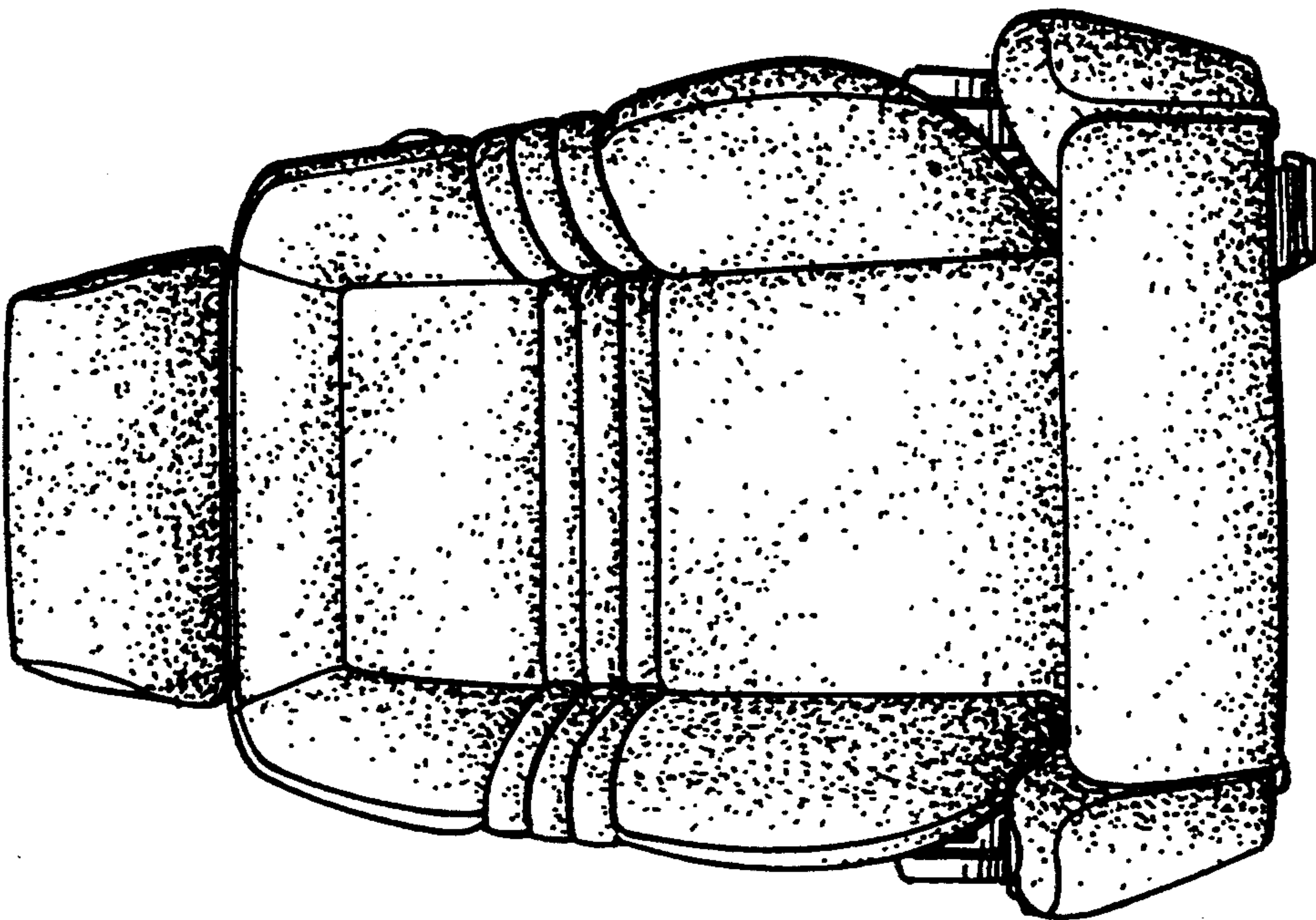


FIG. 5