



US00D356681S

United States Patent [19]

Sherman et al.

[11] Patent Number: **Des. 356,681**

[45] Date of Patent: **** Mar. 28, 1995**

[54] **TOOTHBRUSH**

[75] Inventors: **Adam Sherman**, Brooklyn, N.Y.;
Robert Moskovich, East Brunswick,
N.J.; **James Petronio**, New York,
N.Y.

[73] Assignee: **Colgate-Palmolive Company**, New
York, N.Y.

[**] Term: **14 Years**

[21] Appl. No.: **6,469**

[22] Filed: **Mar. 30, 1993**

5,052,071 10/1991 Halm 15/167.1
5,054,154 10/1991 Schiffer et al. 15/167.1

FOREIGN PATENT DOCUMENTS

1005685 4/1962 France .
94752 8/1979 Spain .
103623 6/1983 Spain .
109665 4/1986 Spain .
113754 11/1987 Spain .
122671 10/1990 Spain .
2010196 2/1991 United Kingdom .
2010197 2/1991 United Kingdom .
2010198 2/1991 United Kingdom .
2010199 2/1991 United Kingdom .

OTHER PUBLICATIONS

Photocopy of "Continent" Toothbrush And Package
(Publication Date Unknown).

Primary Examiner—Wallace R. Burke
Assistant Examiner—Lavone D. Tabor
Attorney, Agent, or Firm—Robert C. Sullivan; Richard
J. Ancel

Related U.S. Application Data

[63] Continuation-in-part of Ser. No. 000,041, Oct. 5, 1992.
[52] U.S. Cl. **D4/104**
[58] Field of Search **D4/104-112,**
D4/132-134, 136, 138; 15/143.1, 159.1, 160,
167.1-167.2

[57] CLAIM

The ornamental design for a toothbrush, as shown and
described.

References Cited

U.S. PATENT DOCUMENTS

[56] D. 45,572 4/1914 Sarrazin D4/104
D. 209,736 1/1968 Halm D4/104
D. 279,838 7/1985 Hjelle D4/104
D. 285,263 8/1986 Hill D4/104
D. 318,760 8/1991 Kreisher et al. D4/104
D. 324,775 3/1992 Kreisher et al. D4/104
D. 328,392 8/1992 Holstein D4/104
D. 328,977 9/1992 Halm D4/104
D. 334,288 3/1993 Witzig-Jaggi D4/104
2,267,670 12/1941 Rosenwasser 15/143.1
4,488,328 12/1984 Hyman 15/167.1
4,672,706 6/1987 Hill 15/167.1

DESCRIPTION

FIG. 1 is a plan view of the top of a toothbrush showing
our new design;
FIG. 2 is a side elevational view thereof;
FIG. 3 is a plan view of the bottom thereof;
FIG. 4 is an end elevational view from the handle end;
FIG. 5 is an end elevational view from the head end;
and,
FIG. 6 is an enlarged perspective view thereof.

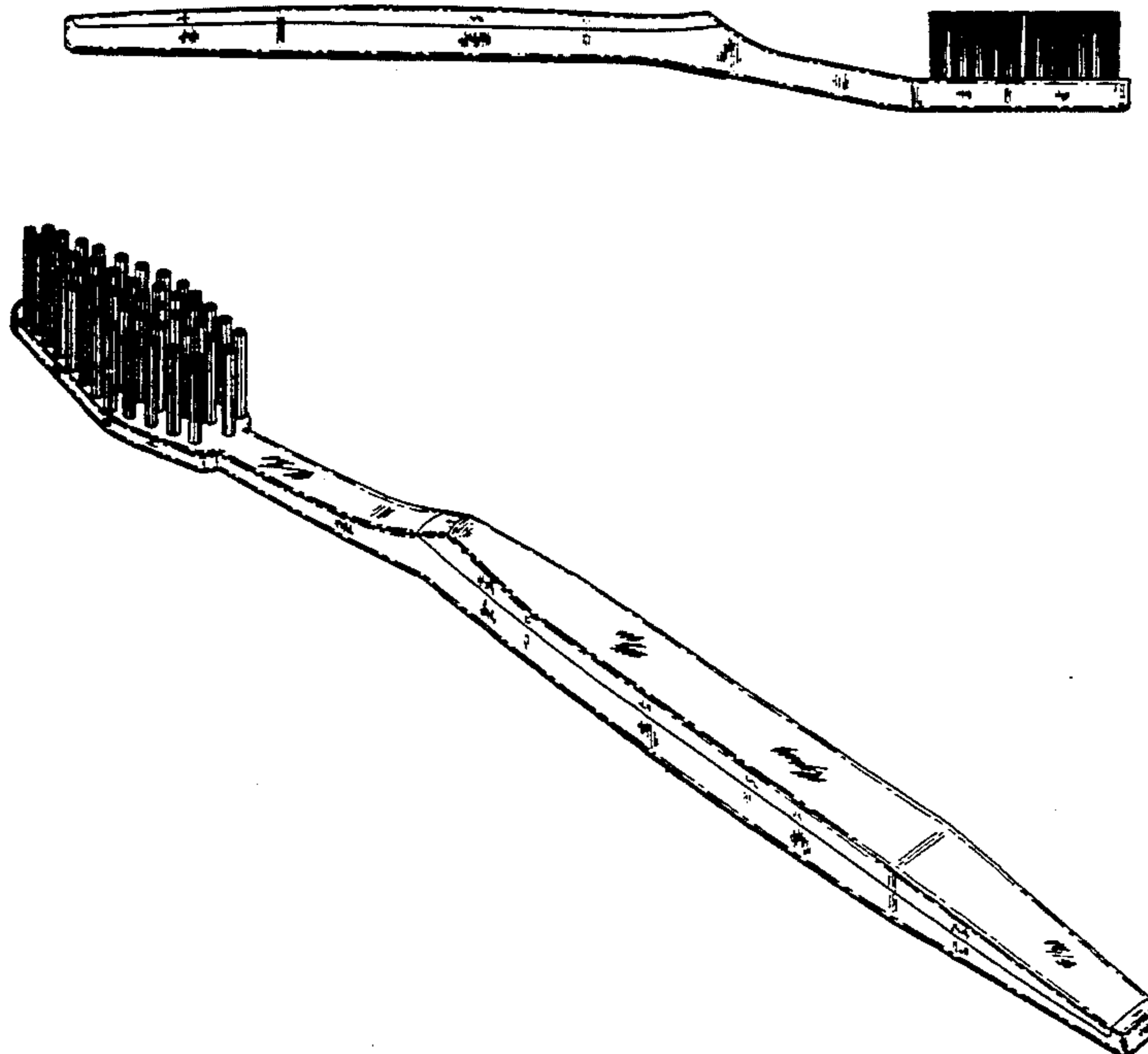


FIG. 1



FIG. 2



FIG. 5




FIG. 4




FIG. 3



FIG. 6

