



US00D356674S

**United States Patent** [19]  
**Lucarelli**

[11] **Patent Number: Des. 356,674**  
[45] **Date of Patent: \*\* Mar. 28, 1995**

[54] **SHOE HEEL BOTTOM**  
[75] **Inventor: James H. Lucarelli, Nashua, N.H.**  
[73] **Assignee: The Goodyear Tire & Rubber Company, Akron, Ohio**  
[\*\*] **Term: 14 Years**  
[21] **Appl. No.: 18,373**  
[22] **Filed: Feb. 4, 1994**  
[52] **U.S. Cl. .... D2/964; D2/953; D2/954**  
[58] **Field of Search ..... D2/896, 947, 951-960, D2/964, 968; 36/34 R, 34 A, 35 A, 35 B, 59 R, 59 C**

D. 182,363 3/1958 Hyde ..... D2/964  
D. 247,998 5/1978 Lobosco ..... D2/953  
D. 287,186 12/1986 Sironi ..... D2/964  
D. 302,625 8/1989 Austin ..... D2/957  
2,757,461 8/1956 Cartmell ..... D2/953 X

*Primary Examiner—Louis S. Zarfaz*  
*Attorney, Agent, or Firm—Marc R. Dion, Sr.*

[57] **CLAIM**

The ornamental design for a shoe heel bottom, as shown and described.

**DESCRIPTION**

FIG. 1 is a bottom plan view showing the shoe heel bottom of my new design;  
FIG. 2 is a side elevational view thereof;  
FIG. 3 is a front side elevational view thereof;  
FIG. 4 is a rear side elevational view thereof; and,  
FIG. 5 is an enlarged partial side elevational view to show the tread portion in greater detail.

[56] **References Cited**  
**U.S. PATENT DOCUMENTS**  
D. 89,876 5/1933 Crossman et al. .... D2/964

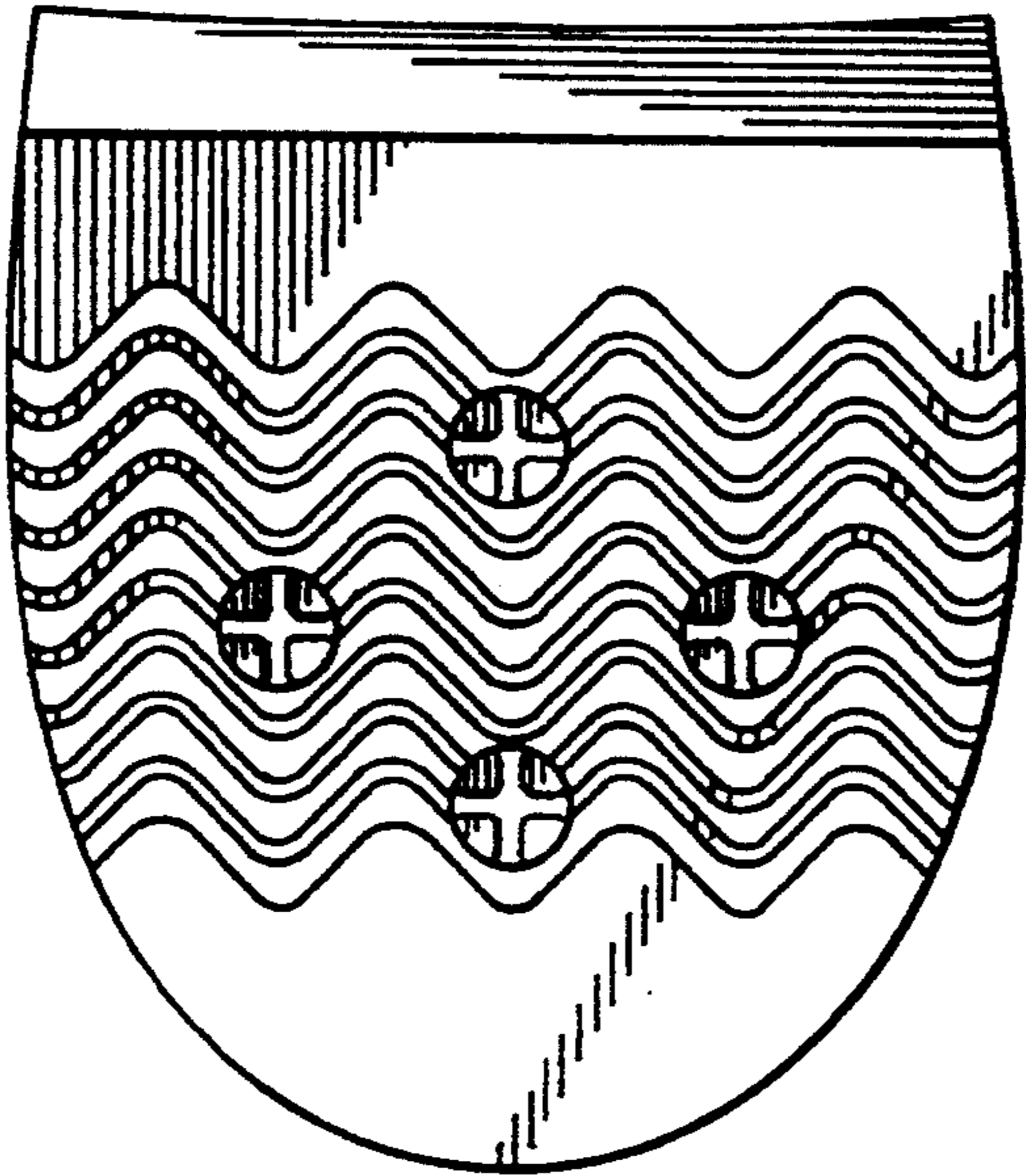


FIG. 3




FIG. 1




FIG. 2

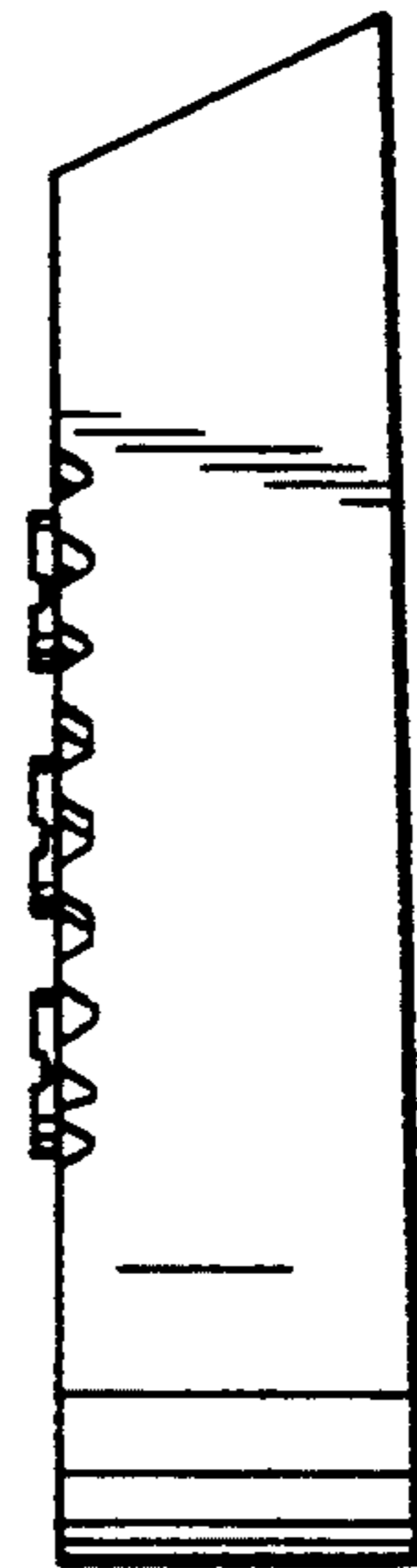


FIG. 4




FIG. 5

