



US00D356658S

United States Patent [19]

[11] Patent Number: **Des. 356,658**

Bernart

[45] Date of Patent: **** Mar. 28, 1995**

[54] SEAT BELT SPLITTER PLATE

[75] Inventor: **Francis Bernart**, Homeworth, Ohio

[73] Assignee: **Century Products Company**,
Macedonia, Ohio

[**] Term: **14 Years**

[21] Appl. No.: **13,759**

[22] Filed: **Oct. 1, 1993**

[52] U.S. Cl. **D2/624**

[58] Field of Search **D2/624, 639, 640;**
297/482; 24/170, 199, 200, 198; 2/336, 340

2,901,801 9/1959 Grodet 24/200
 3,161,931 12/1964 Zif 24/200
 5,177,837 1/1993 Rekuc .

FOREIGN PATENT DOCUMENTS

465033A1 1/1992 European Pat. Off. .
 661885 7/1929 France .
 291333 4/1916 Germany 24/200

Primary Examiner—Prabhakar G. Deshmukh
Attorney, Agent, or Firm—Graham & James

[57] CLAIM

The ornamental design for a seat belt splitter plate, as shown and described.

[56] References Cited

U.S. PATENT DOCUMENTS

D. 176,936 2/1956 Van Tassel D2/624
 D. 285,383 9/1986 Anthony .
 D. 329,537 9/1992 McLean D2/639
 2,058,931 10/1936 Williams 24/200
 2,212,862 8/1940 Hirsh .
 2,353,378 7/1944 White .
 2,595,139 4/1952 Hart .

DESCRIPTION

FIG. 1 is a top plan view of a seat belt splitter plate showing my new design;
 FIG. 2 is a front elevational view thereof;
 FIG. 3 is a left side elevational view thereof;
 FIG. 4 is a right side elevational view thereof;
 FIG. 5 is a bottom plan view thereof; and,
 FIG. 6 is a rear elevational view thereof.

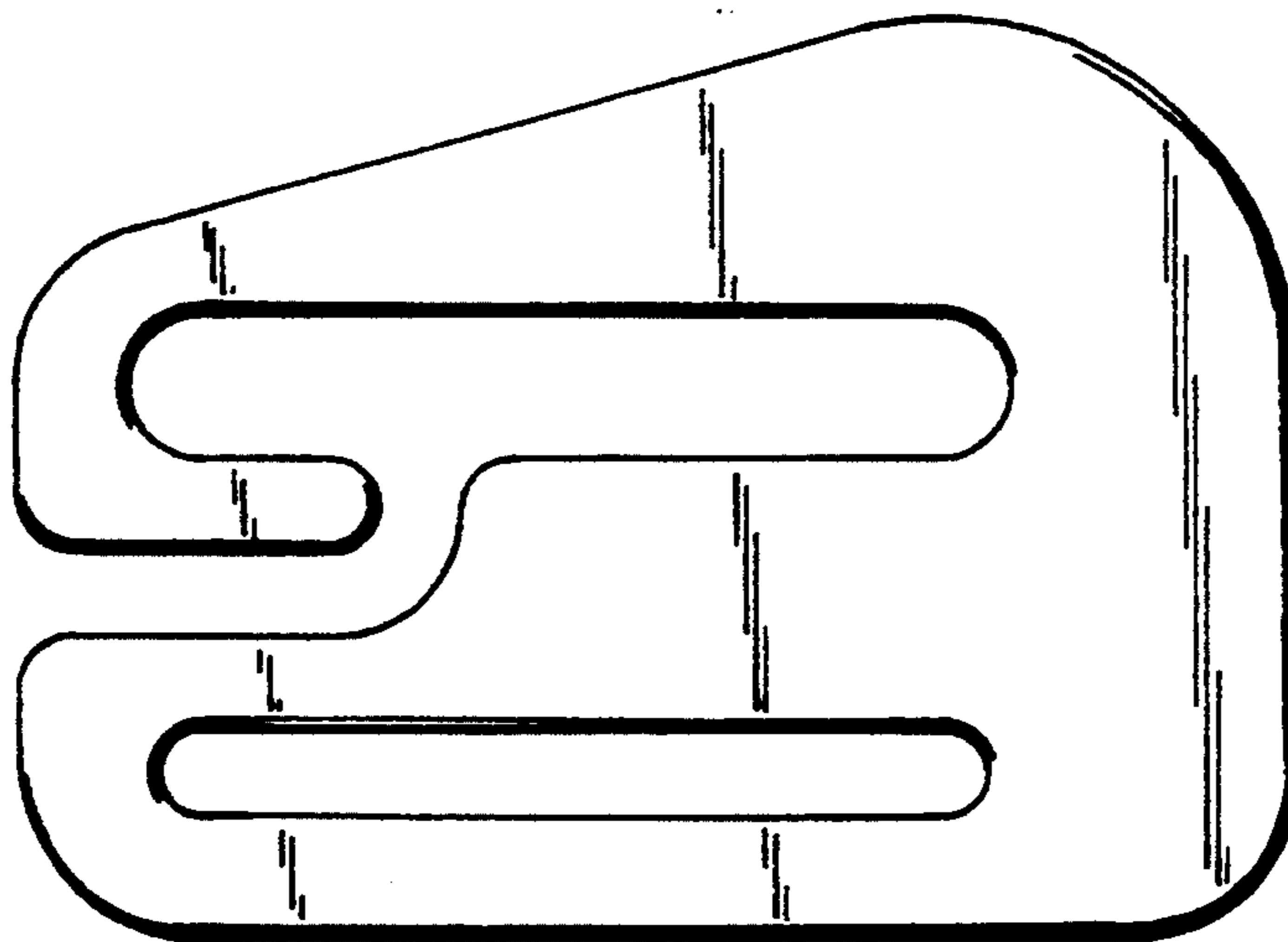




FIG. 1.



FIG. 3.

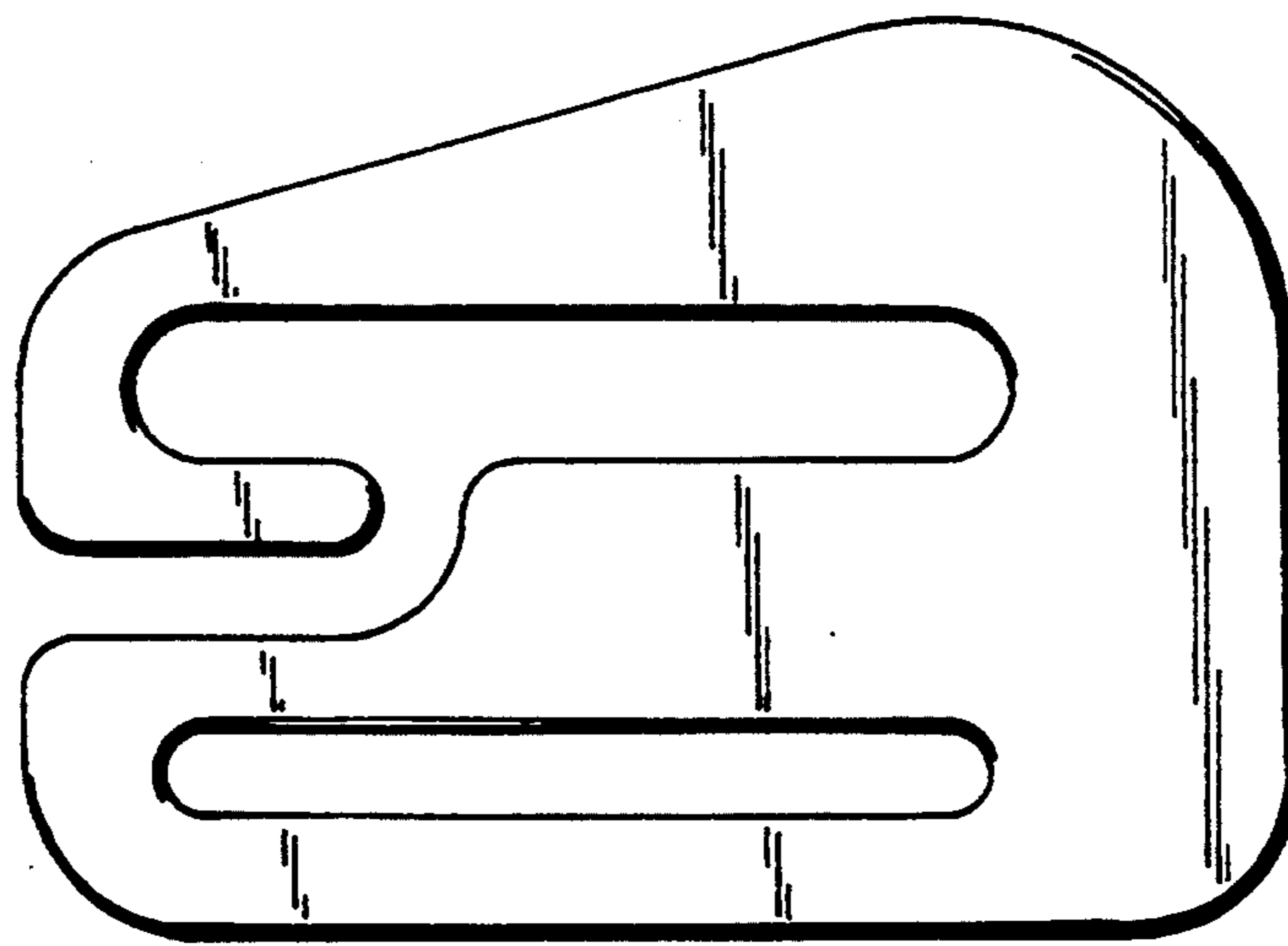


FIG. 2.



FIG. 4.



FIG. 5.

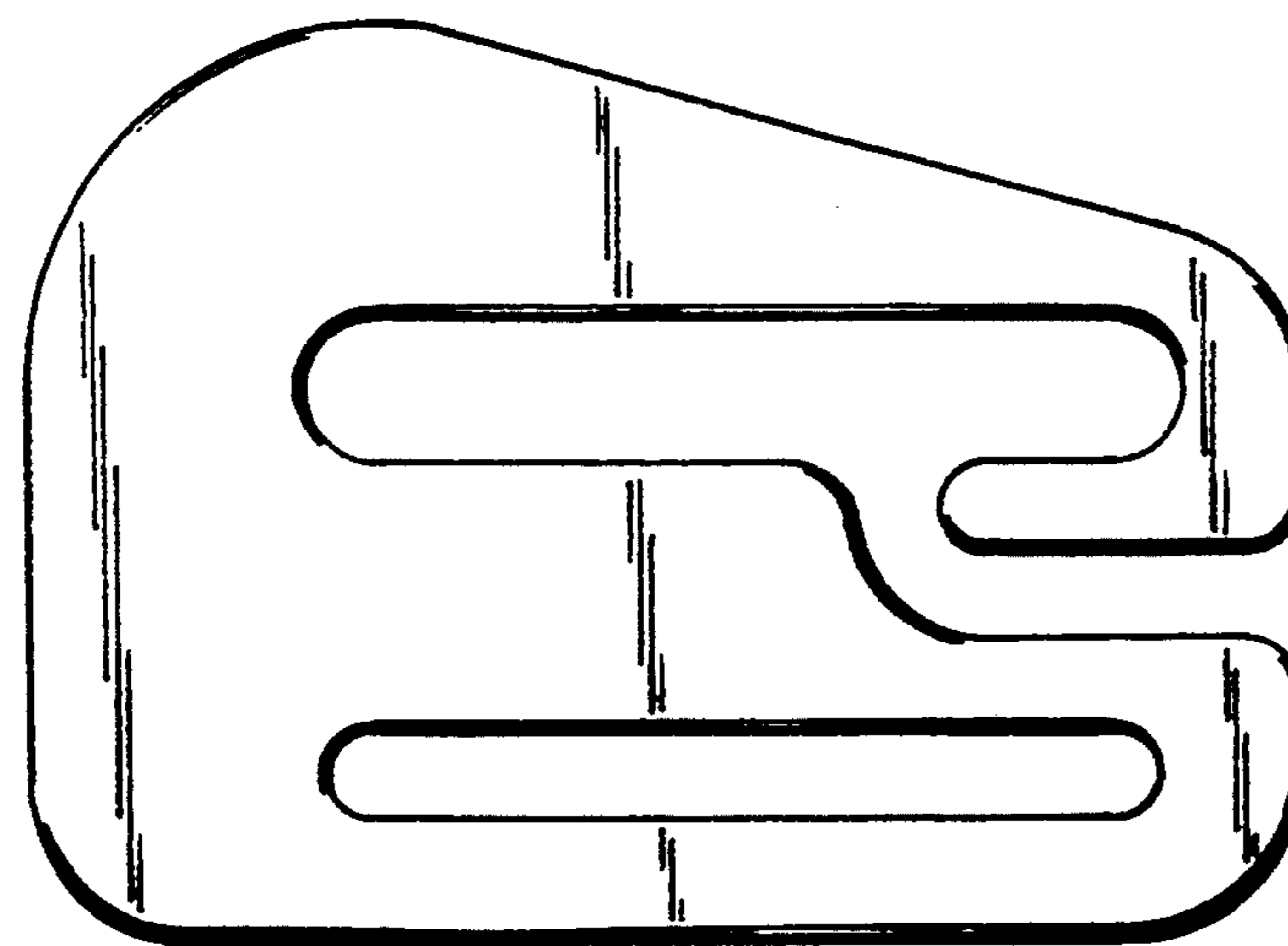


FIG. 6.