



US00D356648S

# United States Patent [19]

[11] Patent Number: **Des. 356,648**

Abatiell et al.

[45] Date of Patent: **\*\* Mar. 21, 1995**

- [54] **LIGHTED ARMBAND**
- [76] Inventors: **Sara B. Abatiell; Richard G. Baer,**  
both of P.O. Box 1046, Los Altos,  
Calif. 94023
- [\*\*] Term: **14 Years**
- [21] Appl. No.: **10,384**
- [22] Filed: **Jul. 2, 1993**
- [52] U.S. Cl. .... **D26/39; D2/610;**  
**D10/114**
- [58] Field of Search ..... **D2/610, 614, 628;**  
**D11/2, 3, 5; D10/11, 114; 2/16, 22, 24, 170,**  
**162, 910, 917, 311, 312; 24/306; D24/189-190;**  
**D26/37-41; D29/100, 120, 121; 362/103, 108;**  
**359/516, 517, 519**

4,601,538	7/1986	Valkenburg .....	359/519
4,829,604	5/1989	Allen et al. ....	2/170
4,854,319	8/1989	Tobin .....	2/DIG. 11
5,201,100	4/1993	Cardinale .....	24/306

### FOREIGN PATENT DOCUMENTS

1315329	12/1962	France .....	359/519
1385539	3/1965	France .....	359/519
189274	5/1937	Switzerland .....	359/517

*Primary Examiner*—Theodore M. Shooman  
*Assistant Examiner*—C. Tuttle  
*Attorney, Agent, or Firm*—Michael A. Glenn

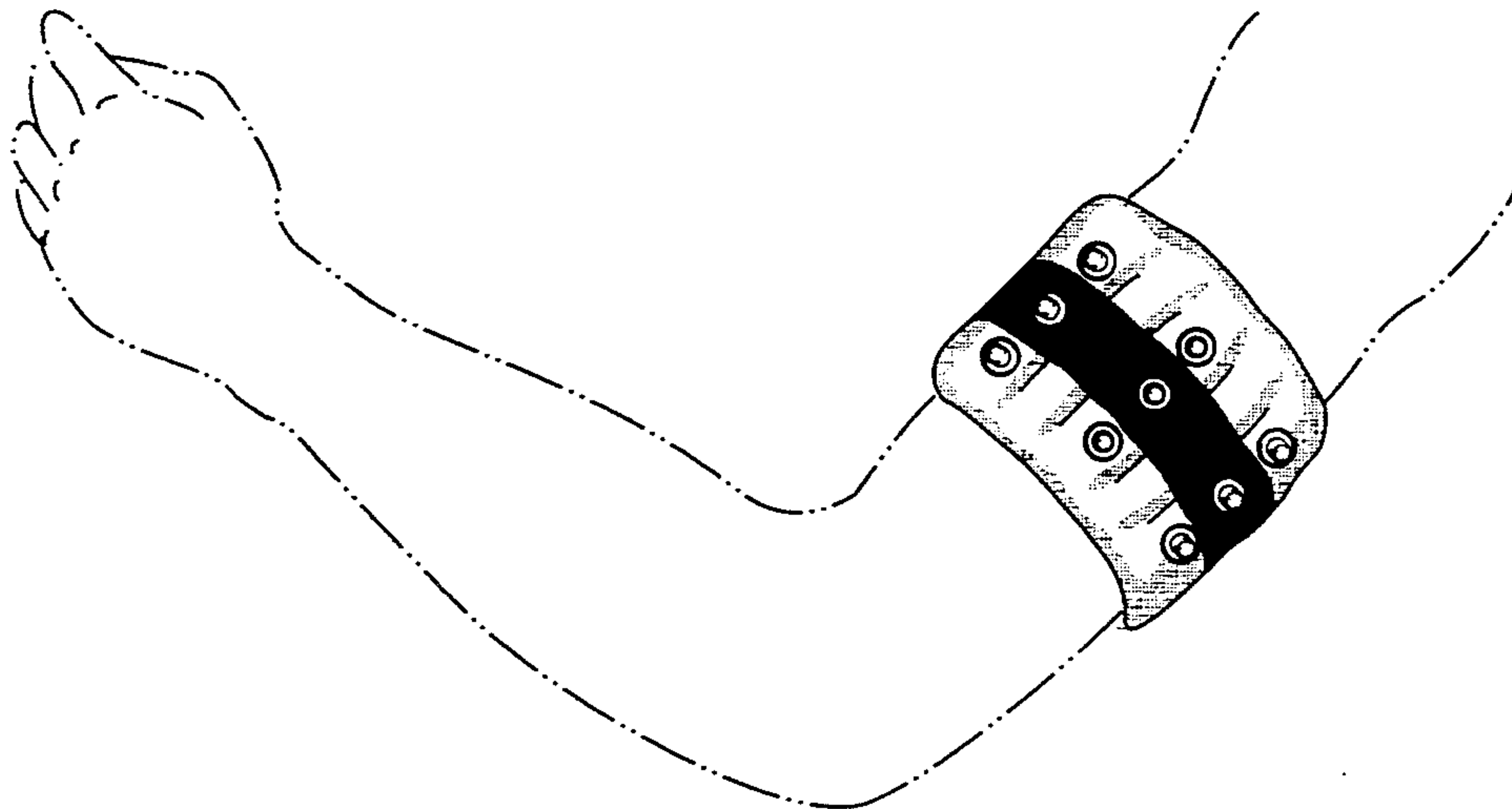
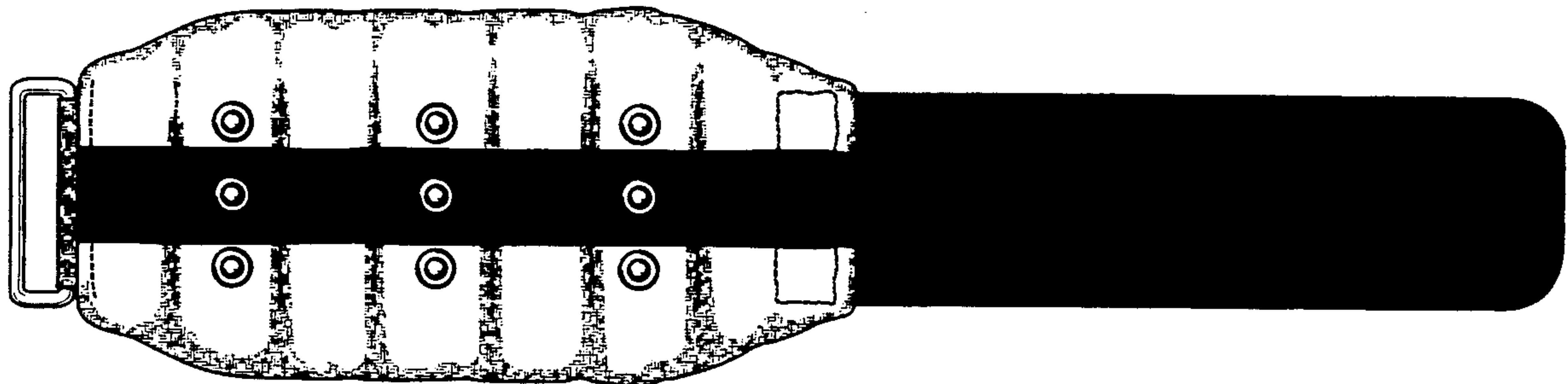
### [57] CLAIM

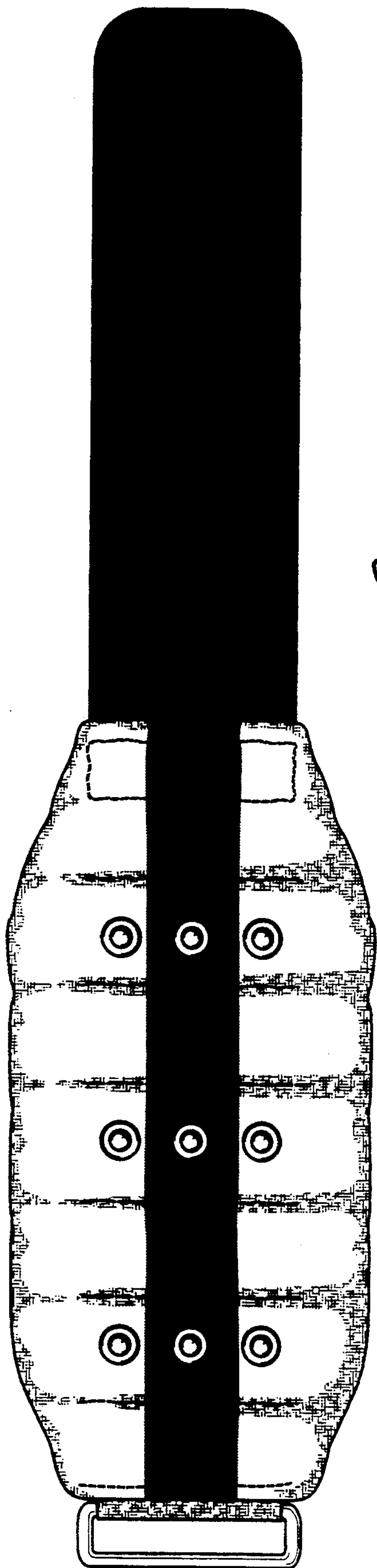
The ornamental design for a lighted armband, as shown and described.

### DESCRIPTION

FIG. 1 is a top plan view of our invention;  
 FIG. 2 is a side view of our invention;  
 FIG. 3 is a bottom plan view of our invention; and,  
 FIG. 4 is a perspective view of our invention, shown when in use.  
 The broken line showing of the human form in FIG. 4 is for illustrative purposes only and forms no part of the claimed design.

- [56] **References Cited**
- U.S. PATENT DOCUMENTS**
- D. 185,782 8/1959 Lasting ..... D11/3
- D. 266,712 11/1982 Van Valkenburgh ..... D26/39 X
- D. 302,136 7/1989 Müller ..... D10/111
- 1,633,586 6/1927 Hunter ..... 2/170 X
- 2,006,504 7/1935 Johnson ..... 359/519
- 3,921,222 11/1975 Hollman ..... 2/2
- 4,523,258 6/1985 Morse et al. .... 362/108

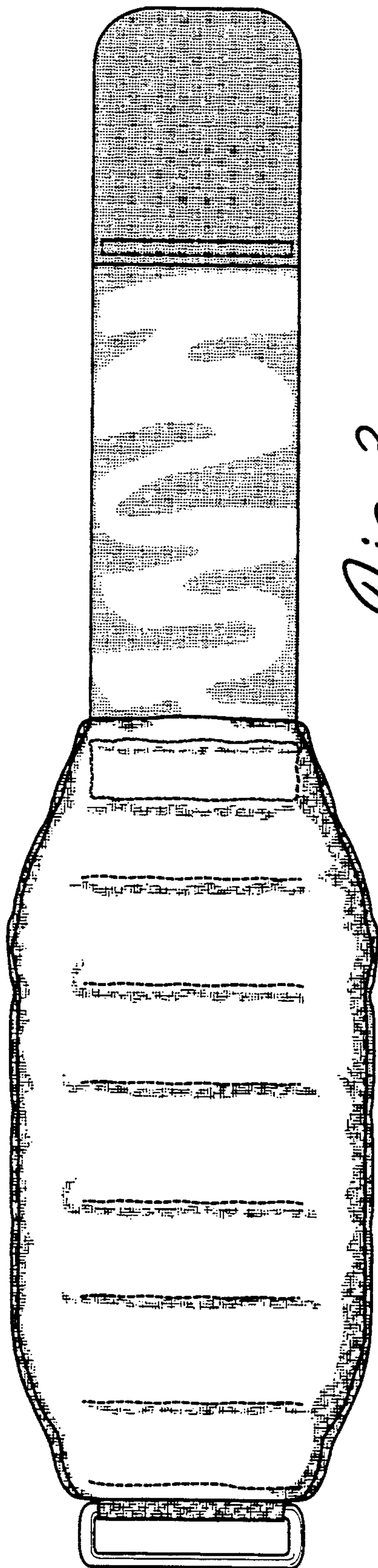




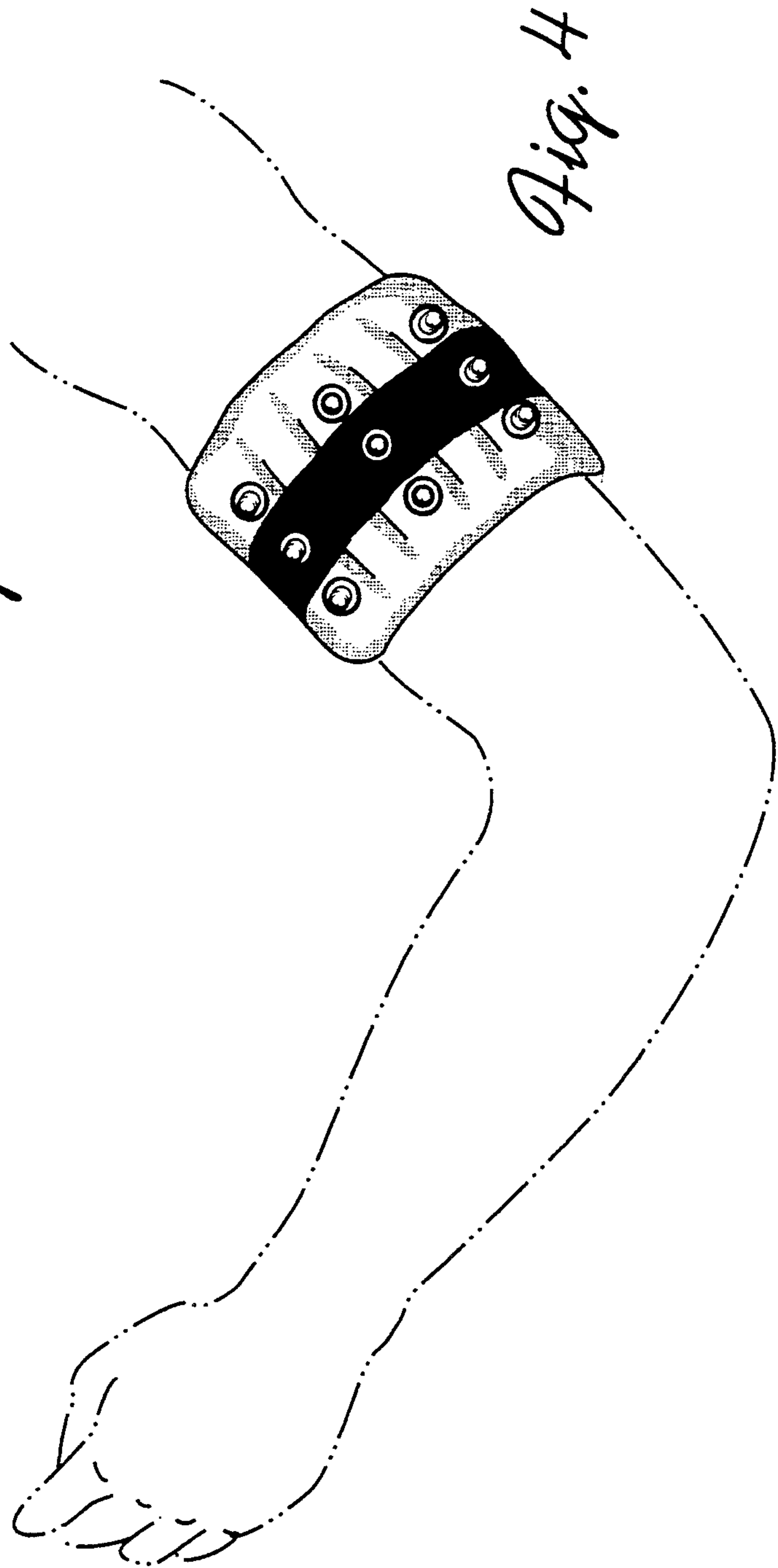
*Fig. 1*



*Fig. 2*



*Fig. 3*



*Fig. 4*