



US00D356612S

United States Patent [19]

[11] Patent Number: **Des. 356,612**

Mayuzumi

[45] Date of Patent: **** Mar. 21, 1995**

[54] TOY ANIMAL

[75] Inventor: **Masaki Mayuzumi**, Tokyo, Japan

[73] Assignee: **Combi Corporation**, Tokyo, Japan

[**] Term: **14 Years**

[21] Appl. No.: **11,975**

[22] Filed: **Aug. 19, 1993**

[30] **Foreign Application Priority Data**

Mar. 11, 1993 [JP] Japan 5-6748

[52] U.S. Cl. **D21/159**; D21/154

[58] Field of Search D21/108, 148, 149, 150,
D21/154, 155, 159; 446/97, 128, 321, 369

[56] **References Cited**

U.S. PATENT DOCUMENTS

- D. 119,037 2/1940 Frick D21/154
- D. 204,394 4/1966 Wendt D21/148
- D. 239,846 5/1976 Knudsen D21/154
- D. 241,757 10/1976 Goldfarb D21/150

- D. 259,645 6/1981 Shiraishi D21/159
- D. 271,224 11/1983 Nakao et al. D21/154
- D. 290,381 6/1987 Wisber D21/154
- D. 310,112 8/1990 Metzler D21/148
- D. 311,046 10/1990 Yaneck D21/159
- 2,169,682 8/1939 Duncan D21/148
- 4,789,369 12/1988 Lyman 446/128

Primary Examiner—Theodore M. Shooman
Assistant Examiner—Sandra Morris
Attorney, Agent, or Firm—Sughrue, Mion, Zinn,
 Macpeak & Seas

[57] **CLAIM**

The ornamental design for a toy animal, as shown.

DESCRIPTION

FIG. 1 is a front, top and left side perspective view of a toy animal showing my new design;
 FIG. 2 is a front elevational view thereof;
 FIG. 3 is a right side elevational view thereof;
 FIG. 4 is a top plan view thereof;
 FIG. 5 is a rear elevational view thereof; and,
 FIG. 6 is a bottom plan view thereof.

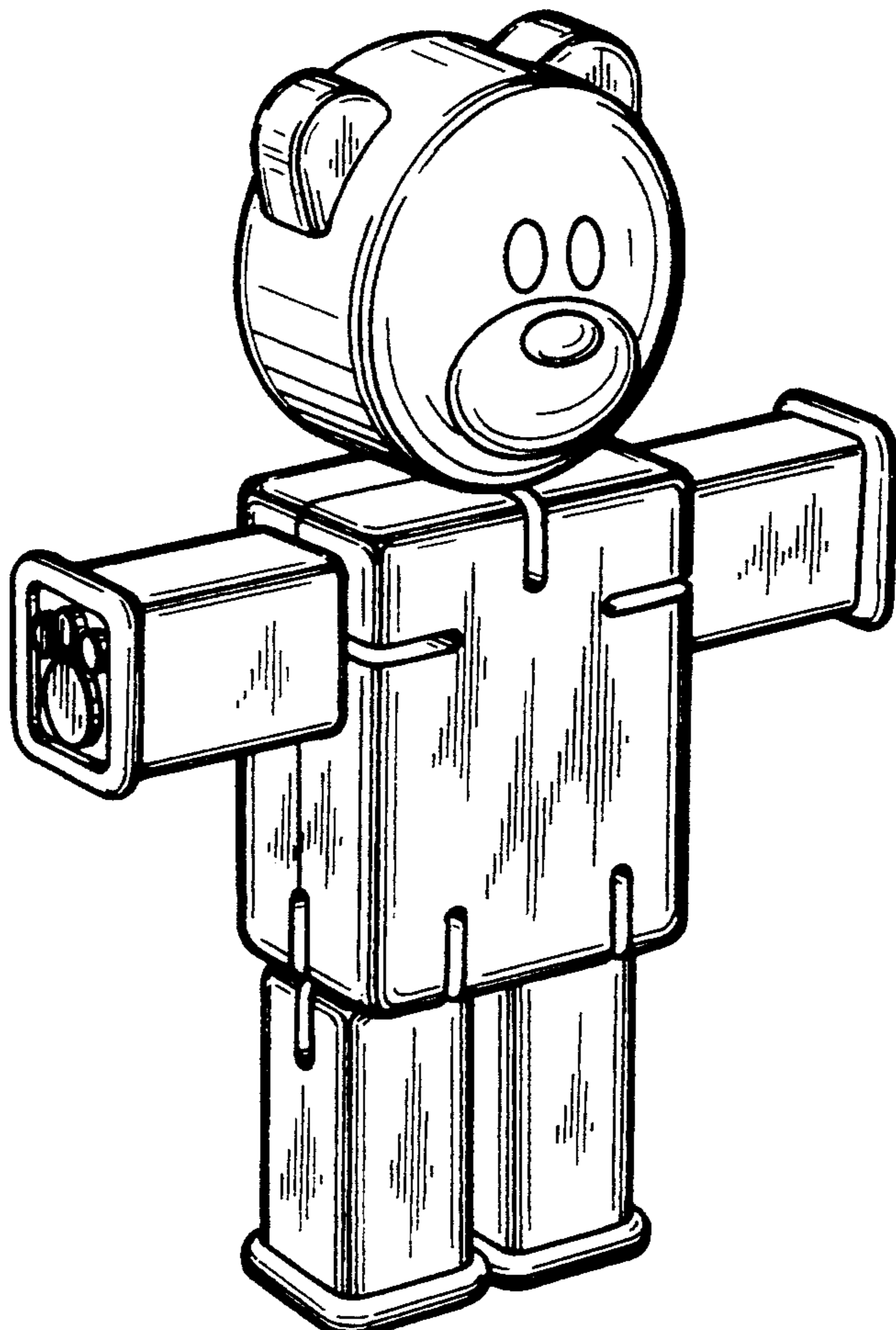


FIG. 1

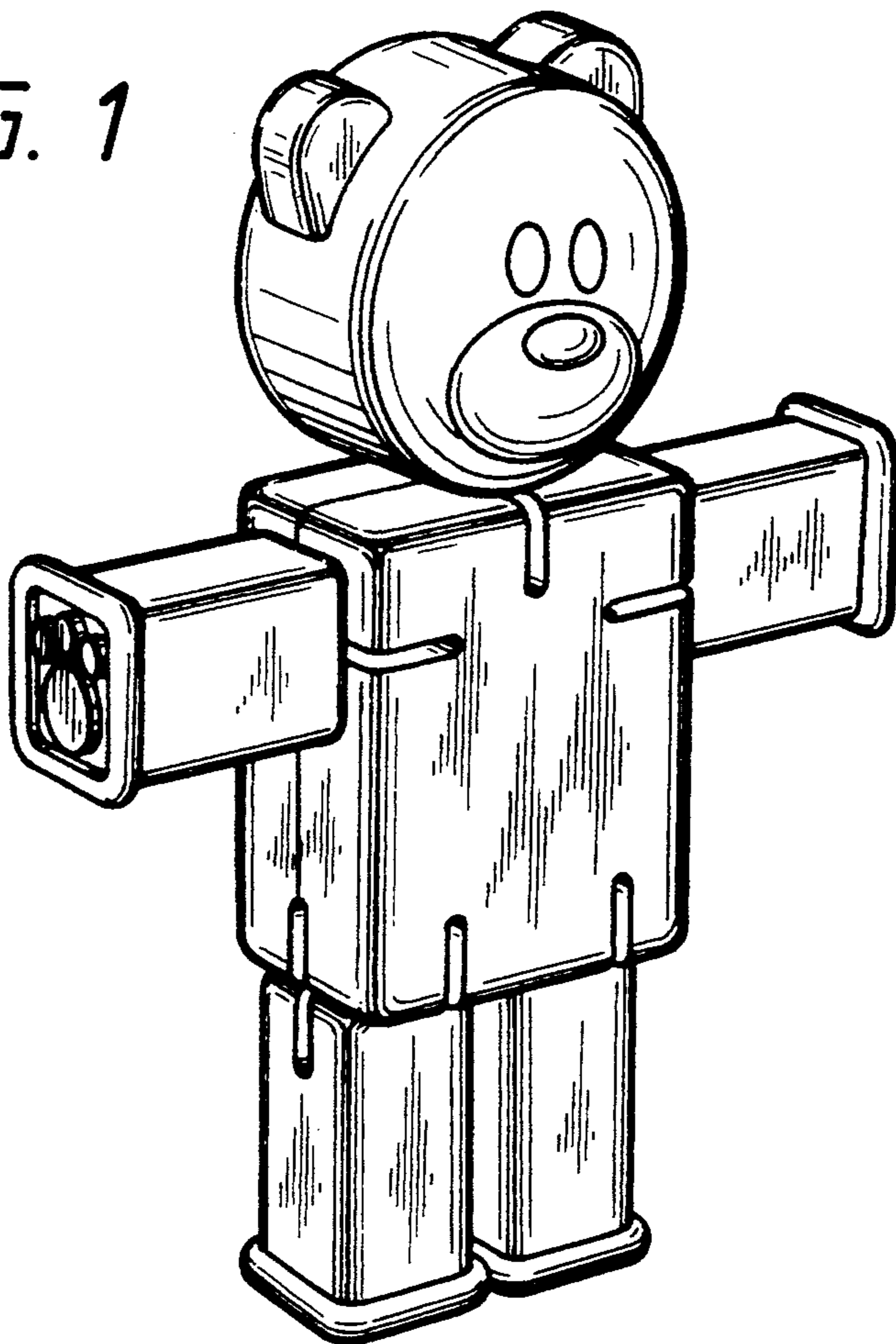


FIG. 2




FIG. 3

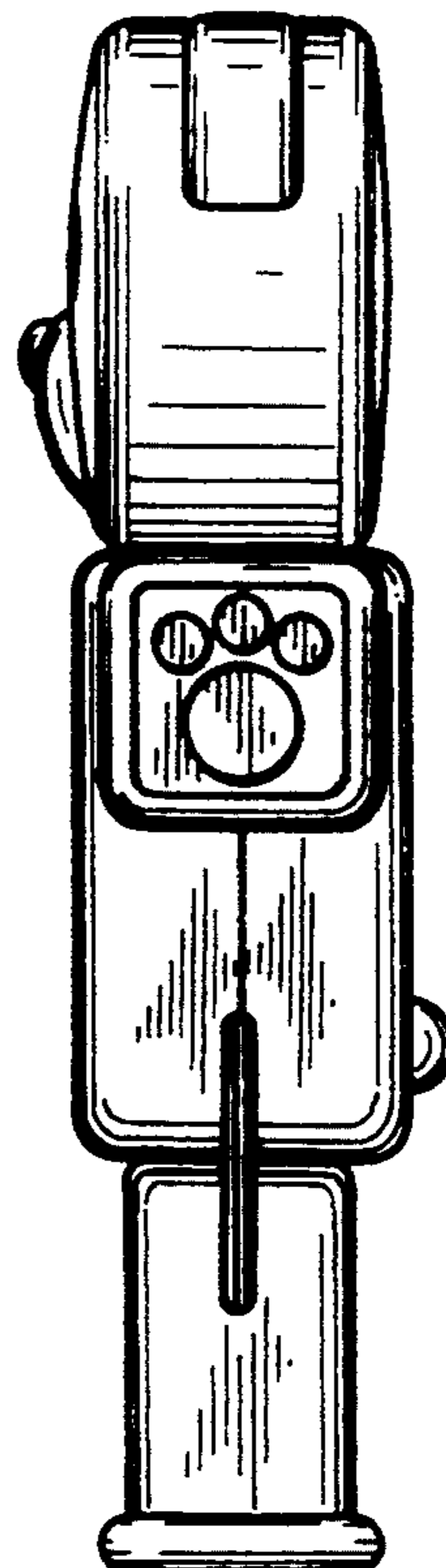


FIG. 4




FIG. 5

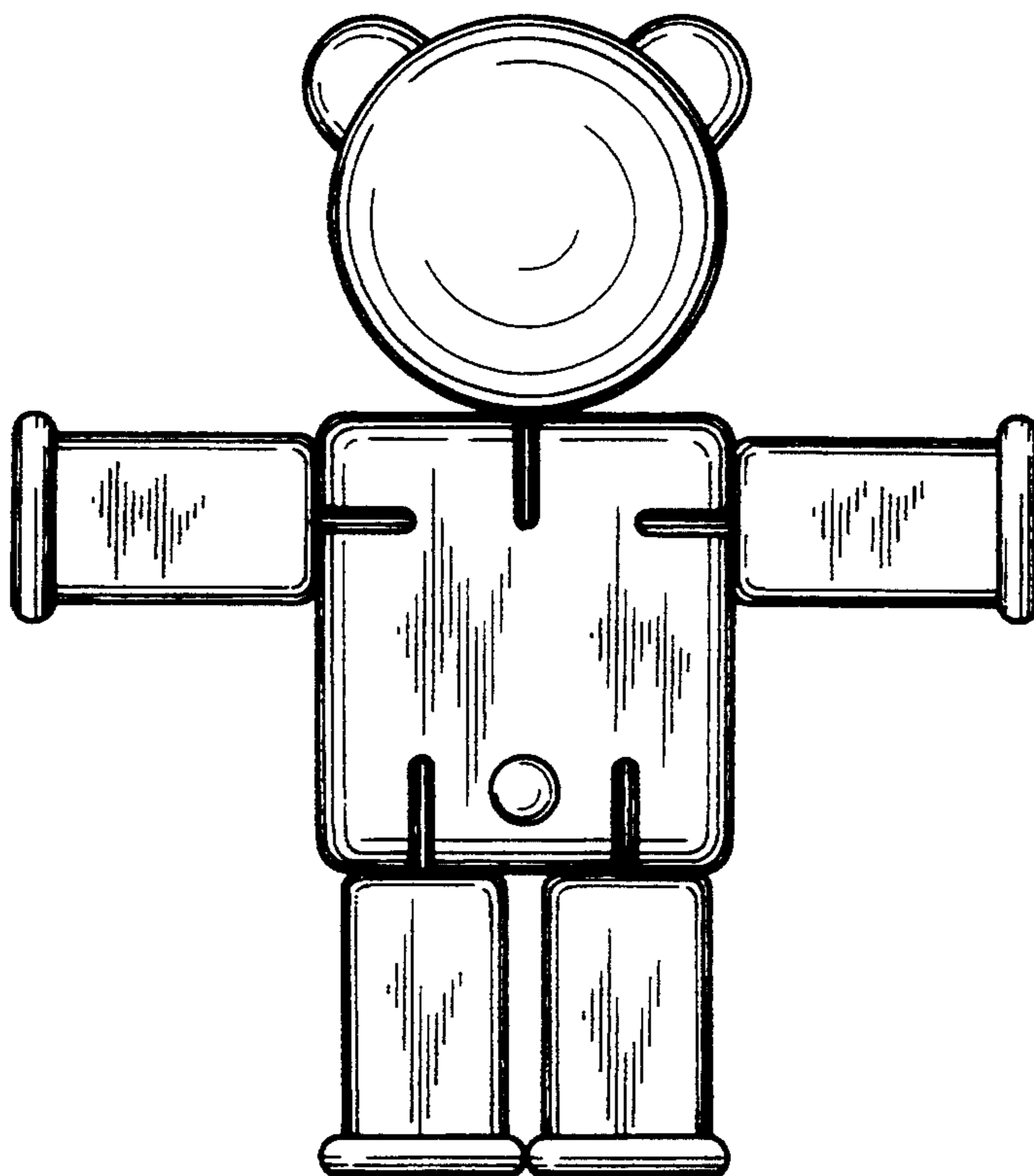


FIG. 6

