



US00D356572S

United States Patent [19]

[11] Patent Number: **Des. 356,572**

Prince

[45] Date of Patent: **** Mar. 21, 1995**

[54] **AMPLIFIED ANTENNA**

D. 344,731 3/1994 Witzky D14/230

[75] Inventor: **Michael D. Prince**, Cherry Hill, N.J.

Primary Examiner—Terry A. Wallace
Attorney, Agent, or Firm—Woodard, Emhardt,
Naughton, Moriarty & McNett

[73] Assignee: **Thomson Consumer Electronics, Inc.**,
Indianapolis, Ind.

[57] **CLAIM**

[**] Term: **14 Years**

The ornamental design for an amplified antenna, as shown and described.

[21] Appl. No.: **14,312**

DESCRIPTION

[22] Filed: **Oct. 15, 1993**

[52] U.S. Cl. **D14/230**

FIG. 1 is a front elevational view of an amplified antenna showing my new design;

[58] Field of Search **D14/230-238,**
D14/299; 343/824, 872-873, 878

FIG. 2 is a left side elevational view thereof, the opposite side being identical;

[56] **References Cited**

U.S. PATENT DOCUMENTS


D. 293,672 1/1988 Redaelli D14/230

FIG. 3 is a top plan view thereof;

FIG. 4 is a rear elevational view thereof;

FIG. 5 is a bottom plan view thereof; and,

FIG. 6 is a right side, front perspective view thereof.






Fig. 1

Fig. 3

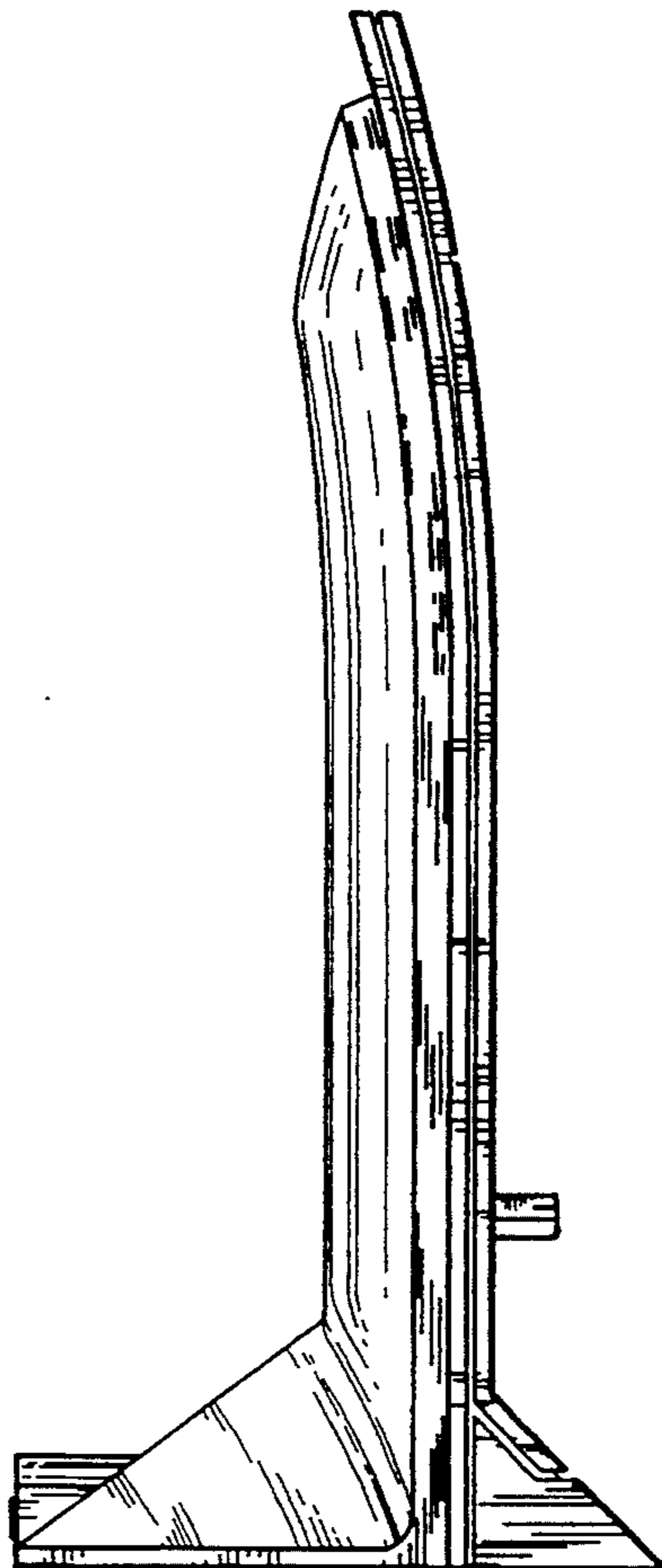



Fig. 2




Fig. 4

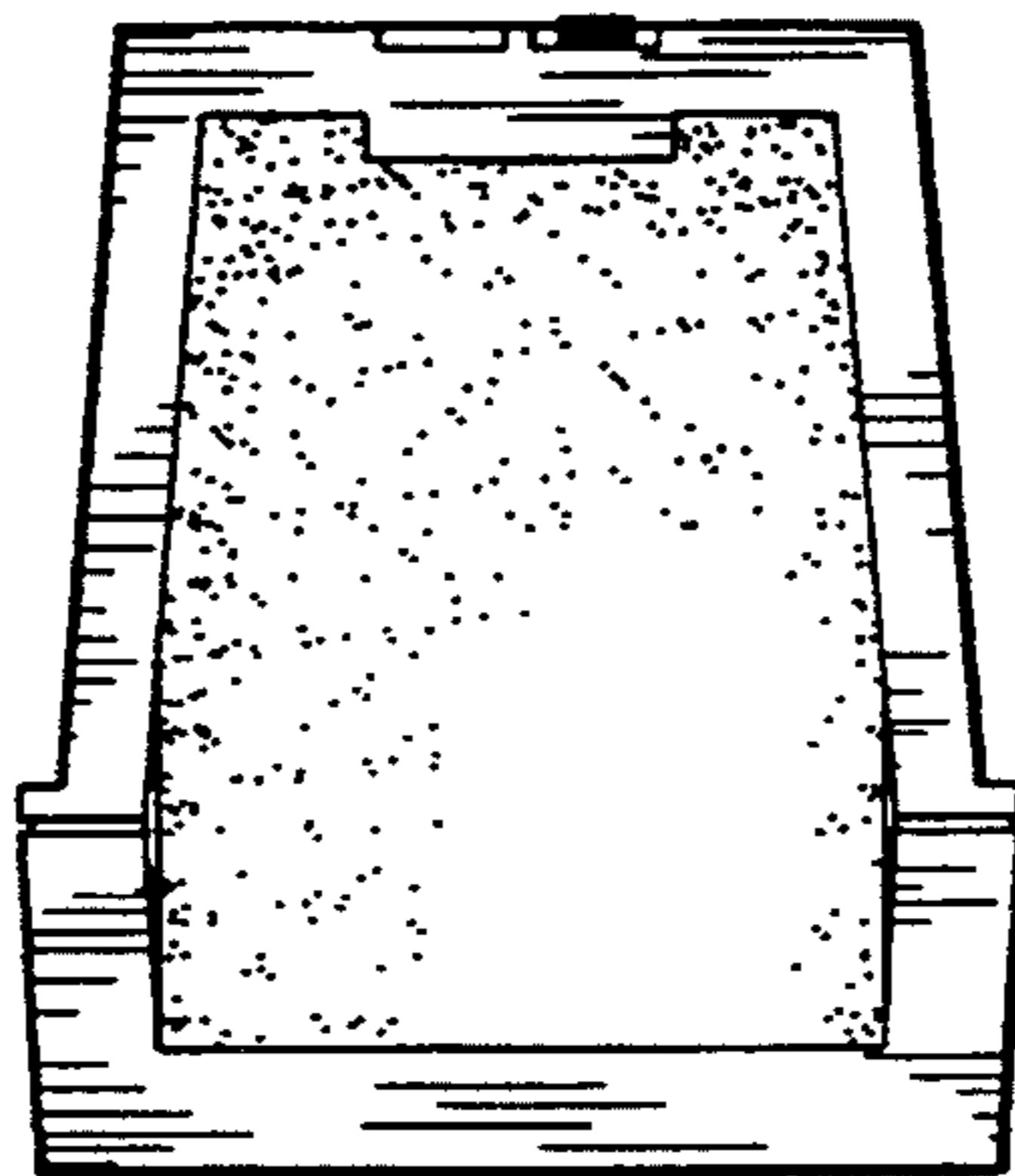


Fig. 5




Fig. 6