



US00D356570S

United States Patent [19]

[11] Patent Number: **Des. 356,570**

Shinohara et al.

[45] Date of Patent: **** Mar. 21, 1995**

[54] **REMOTE CONTROLLER FOR VIDEO TAPE RECORDER**

[75] Inventors: **Noriyuki Shinohara; Masami Takahashi**, both of Ehime, Japan

[73] Assignee: **Matsushita Electric Industrial Co., Ltd.**, Osaka, Japan

[**] Term: **14 Years**

[21] Appl. No.: **10,520**

[22] Filed: **Jul. 8, 1993**

[30] **Foreign Application Priority Data**

Jan. 8, 1993 [JP] Japan 5-205

[52] U.S. Cl. **D14/218**

[58] Field of Search D14/218, 124, 217, 299, D14/100; D13/168; D18/6-7, 11; D10/106, 104; 455/151.1, 352-355; 348/734

[56] **References Cited**

U.S. PATENT DOCUMENTS

- D. 293,669 1/1988 Ogilvie D13/168
- D. 300,530 4/1989 Stagnitta D14/218
- D. 341,838 11/1993 Kasch et al. D14/218
- D. 348,065 6/1994 Madill et al. D14/218

OTHER PUBLICATIONS

- Leaflet for Sony Remote control, Mar. 1991.
- Leaflet for Panasonic Remote Control Model PV 4262, May 1992.
- Catalog for Panasonic Video Remote Controls, May 1992.

Primary Examiner—Theodore M. Shooman
Assistant Examiner—Cheri Cohen
Attorney, Agent, or Firm—Sughrue, Mion, Zinn, Macpeak & Seas

[57] **CLAIM**

The ornamental design for a remote controller for video tape recorder, as shown and described.

DESCRIPTION

- FIG. 1 is a front, top and right side perspective view of a remote controller for video tape recorder showing our new design;
- FIG. 2 is a top plan view thereof;
- FIG. 3 is a rear elevational view thereof in inverted position;
- FIG. 4 is a front elevational view thereof;
- FIG. 5 is a right side elevational view thereof;
- FIG. 6 is a bottom plan view thereof; and,
- FIG. 7 is a left side elevational view thereof.

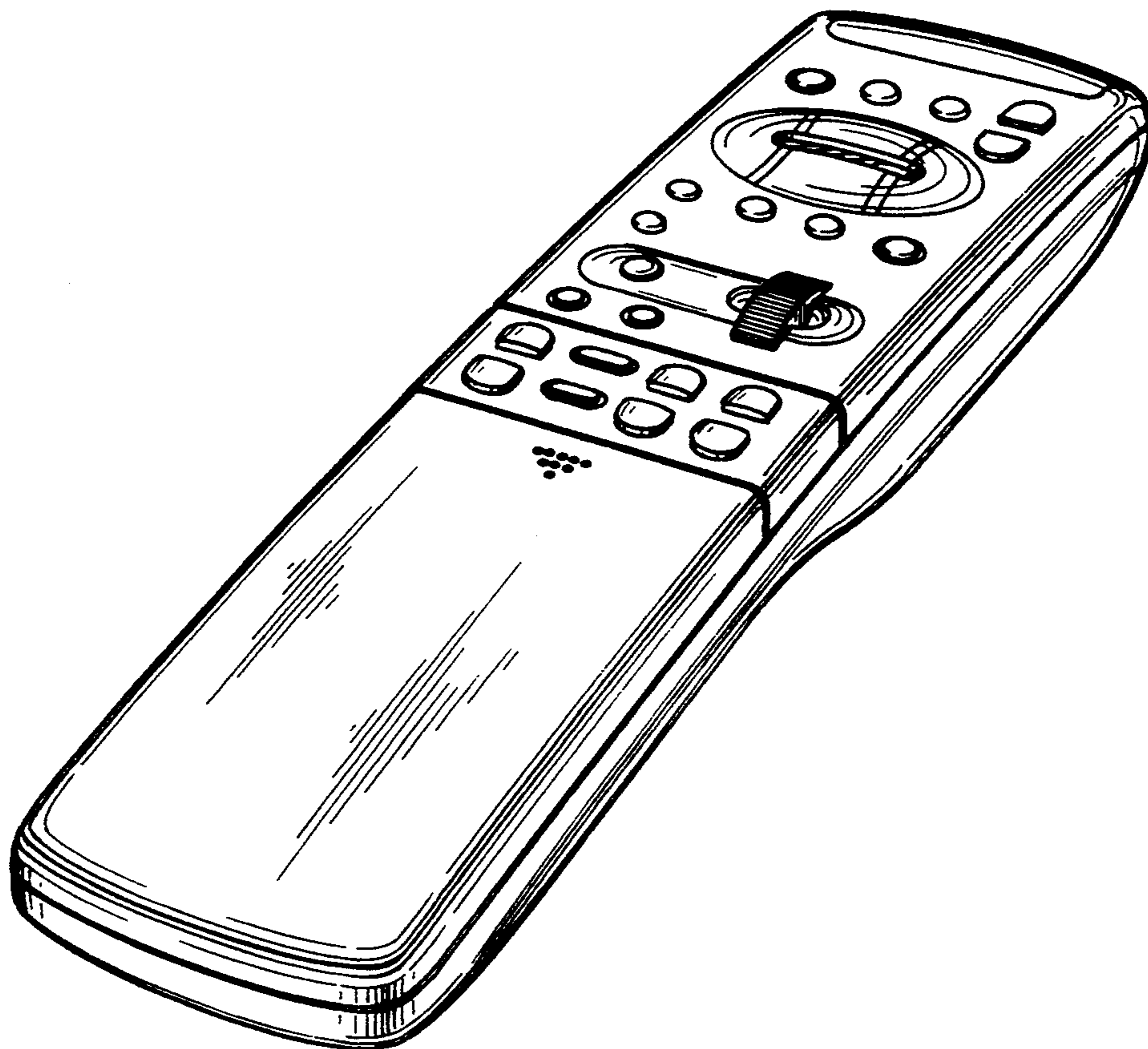


FIG. 1

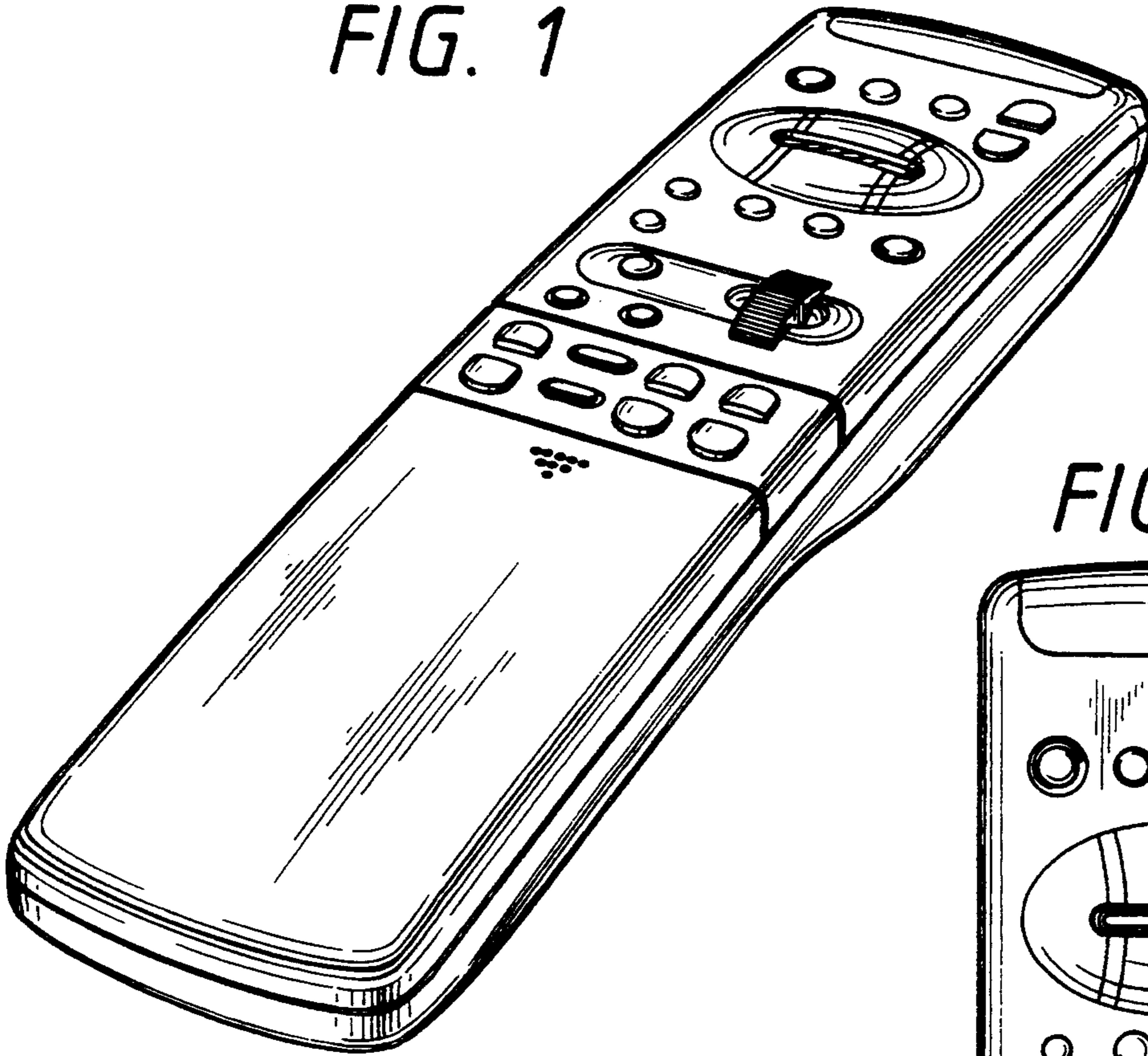


FIG. 2

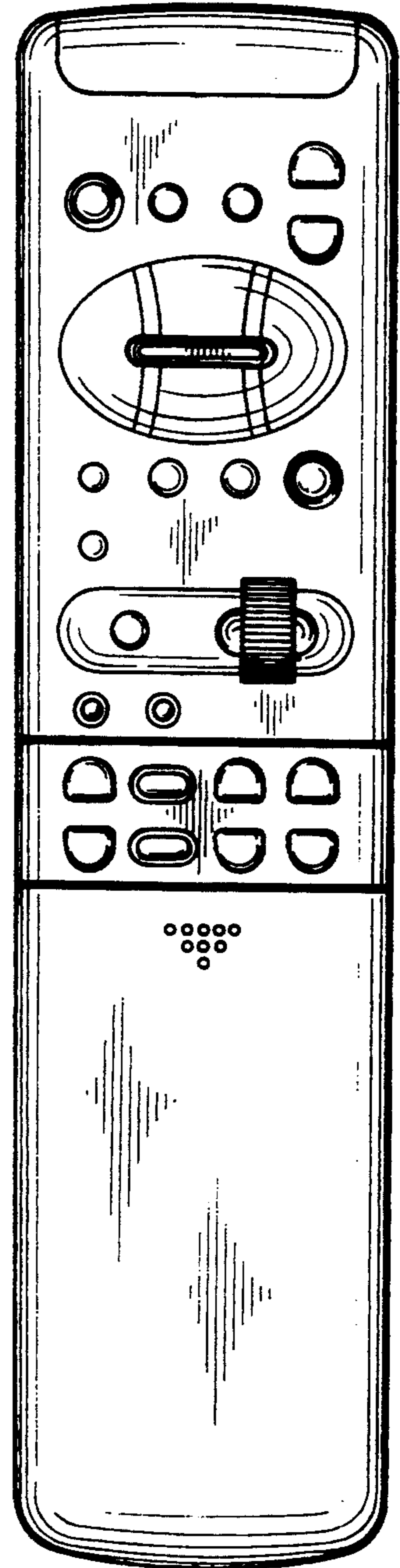


FIG. 3




FIG. 4




FIG. 5

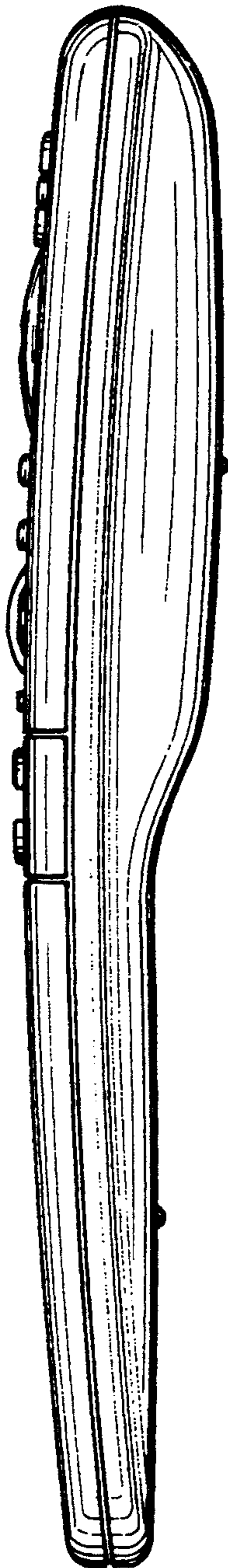


FIG. 6

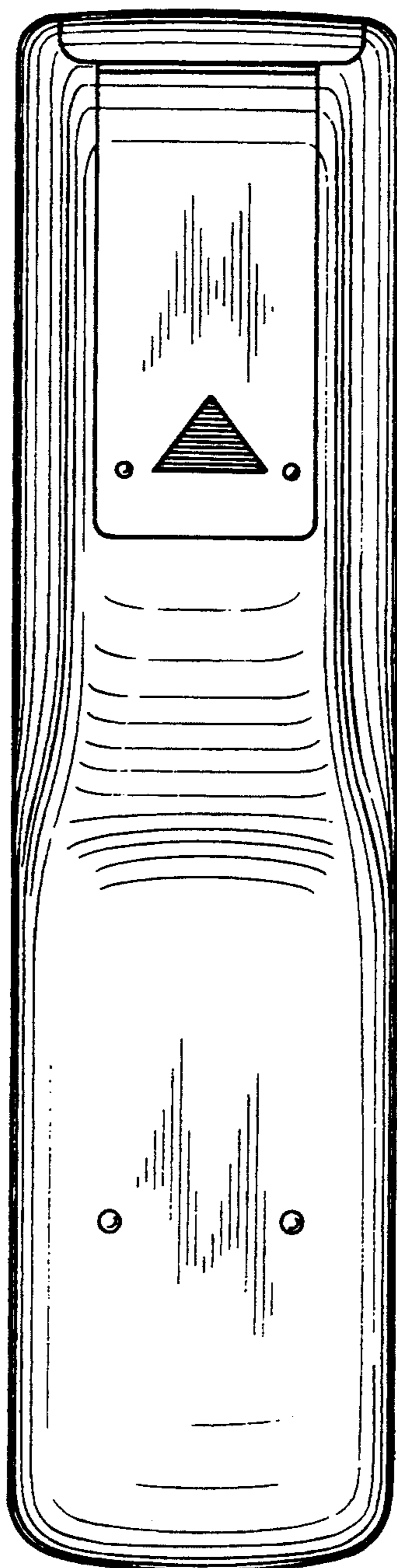


FIG. 7

