



US00D356553S

# United States Patent [19]

[11] Patent Number: **Des. 356,553**

Retter

[45] Date of Patent: **\*\* Mar. 21, 1995**

[54] **KEYBOARD**

[56] **References Cited**

[75] Inventor: **Dale J. Retter**, Scottsdale, Ariz.

### U.S. PATENT DOCUMENTS

D. 287,854	1/1987	Crews	.....	D14/115
D. 311,522	10/1990	Knight	.....	D14/106
D. 315,896	4/1991	Brown	.....	D14/100

[73] Assignee: **Industrial Innovations, Inc.**,  
Scottsdale, Ariz.

*Primary Examiner*—Freda S. Nunn  
*Attorney, Agent, or Firm*—LaValle D. Ptak

[\*\*] Term: **14 Years**

[57] **CLAIM**

The ornamental design for a keyboard, as shown and described.

[21] Appl. No.: **14,626**

### DESCRIPTION

[22] Filed: **Oct. 28, 1993**

FIG. 1 is a left front perspective view of a keyboard showing my new design;

[52] U.S. Cl. .... **D14/115**

FIG. 2 is a top plan view thereof;

[58] Field of Search ..... D14/100, 106, 115;  
D18/1, 7, 11, 12; 235/145 A, 145 R; 345/168;  
341/22, 23; 364/708.1; 400/472, 479, 484-486,  
488, 489, 682; 200/5 A, 5 R, 6 A, 6 R

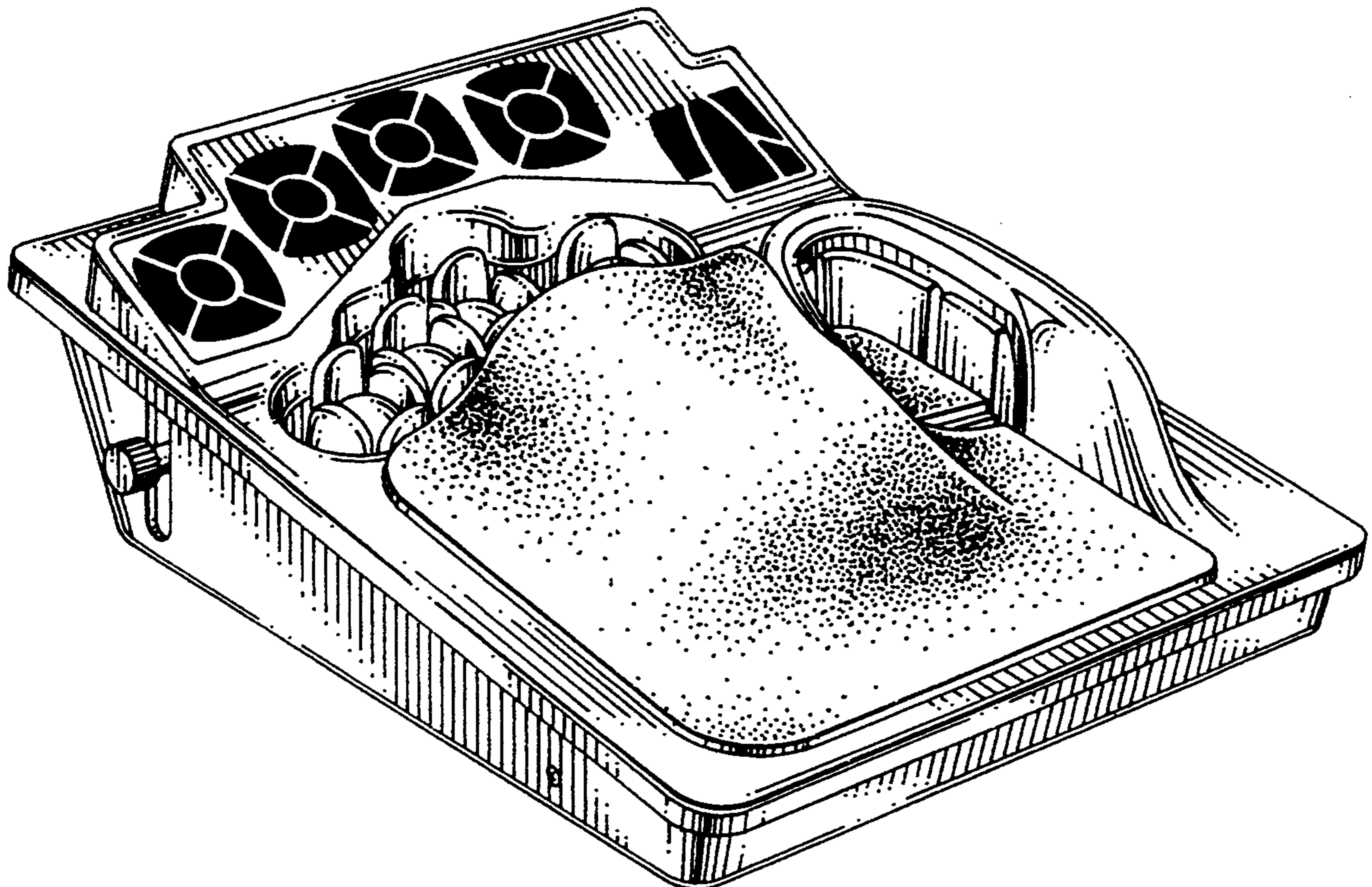
FIG. 3 is a bottom plan view thereof;

FIG. 4 is a left side elevation view thereof;

FIG. 5 is a right side elevation view thereof;

FIG. 6 is a front elevation view thereof; and,

FIG. 7 is a rear elevation view thereof.






FIG. 1

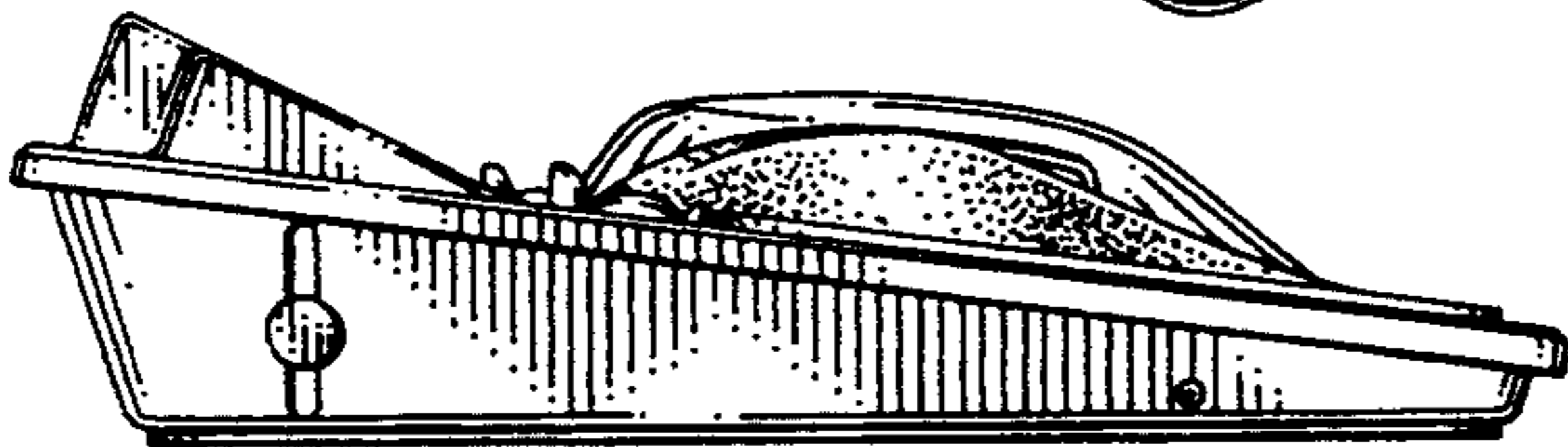


FIG. 4




FIG. 6




FIG. 5

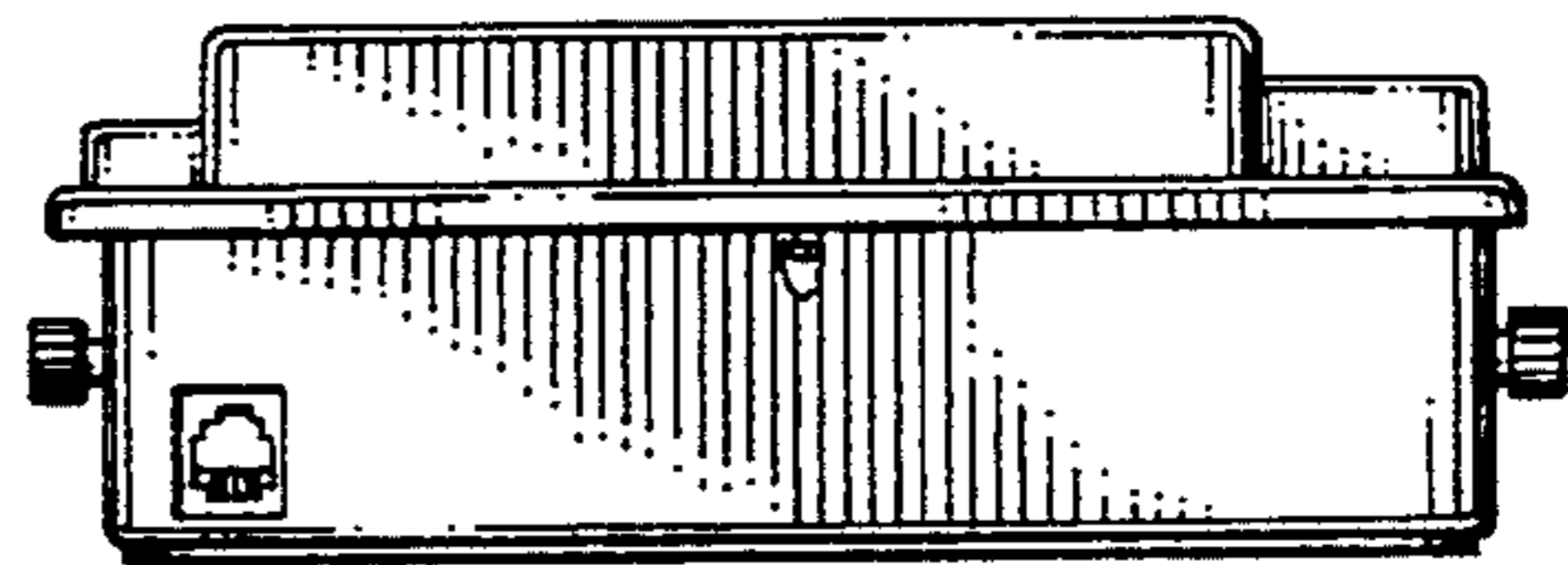


FIG. 7




FIG. 2

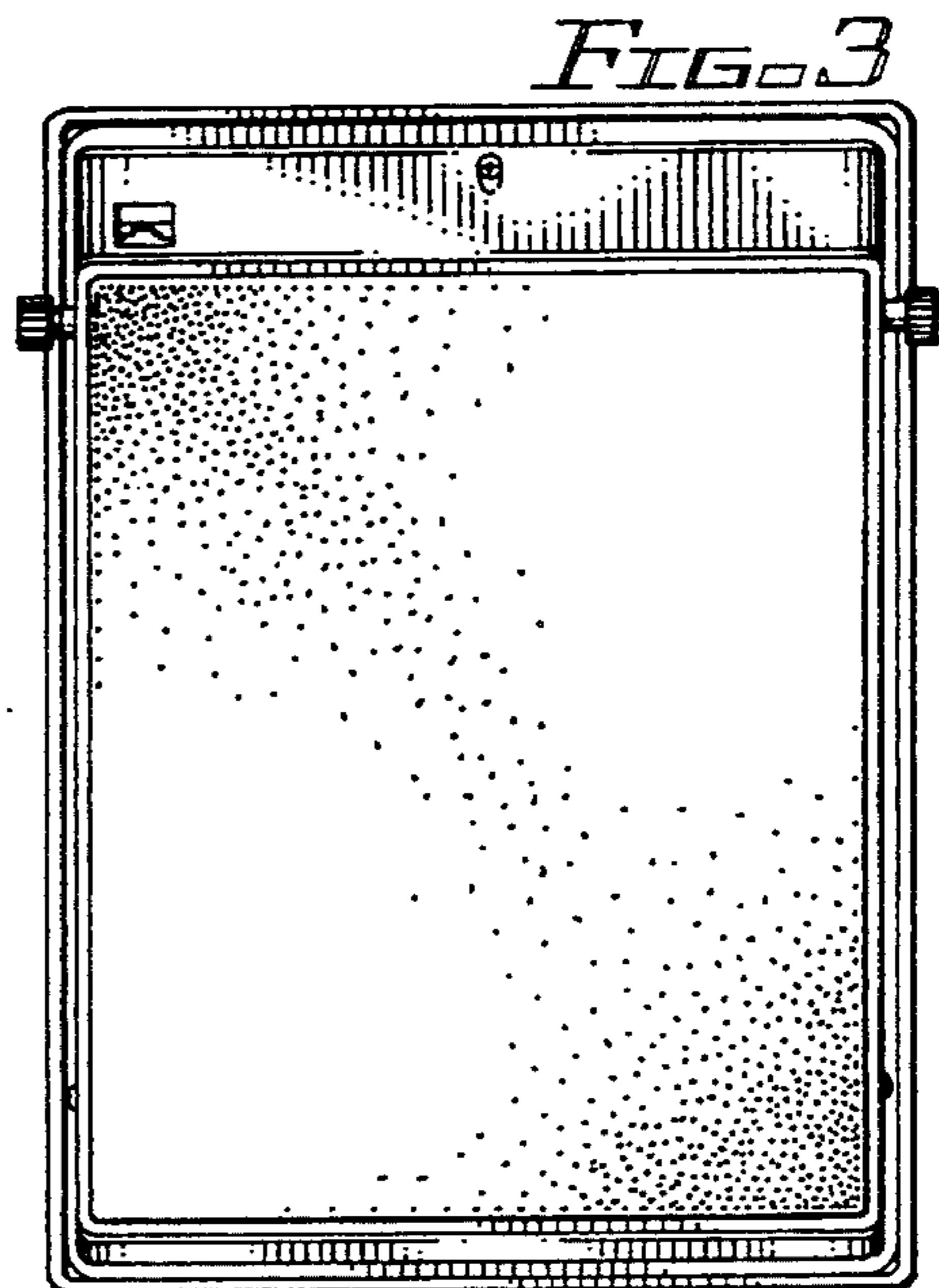


FIG. 3