



US00D356540S

United States Patent [19]

[11] Patent Number: **Des. 356,540**

Hammontree

[45] Date of Patent: **** Mar. 21, 1995**

[54] RETRACTABLE VISOR FOR VEHICLE WINDSHIELD

[76] Inventor: **Gregory Hammontree**, 3841 Lindsey Memorial Rd., Rocky Face, Ga. 30740

[**] Term: **14 Years**

[21] Appl. No.: **6,423**

[22] Filed: **Mar. 15, 1993**

[52] U.S. Cl. **D12/401**

[58] Field of Search D12/401, 191; 296/97.6, 296/97.7, 97.8, 97.9, 95.1; 160/370.2 R, 370.2 A, 370.2 B, DIG. 3

[56] References Cited

U.S. PATENT DOCUMENTS

D. 339,098	9/1993	Cooper	D12/191
4,758,041	7/1988	Labeur	296/97.8
4,838,334	6/1989	Hogg et al.	296/97.8
4,898,224	2/1990	Woodworth	160/370.2
5,042,866	8/1991	Cody	296/97.8
5,201,563	4/1993	Liao	296/97.8

OTHER PUBLICATIONS

Symbol Sourcebook p. 224, Four-Pointed Star, third box in from top left side of page.

Primary Examiner—James M. Gandy
Attorney, Agent, or Firm—Terry M. Gernstein

[57] CLAIM

The ornamental design for an retractable visor for vehicle windshield, as shown and described.

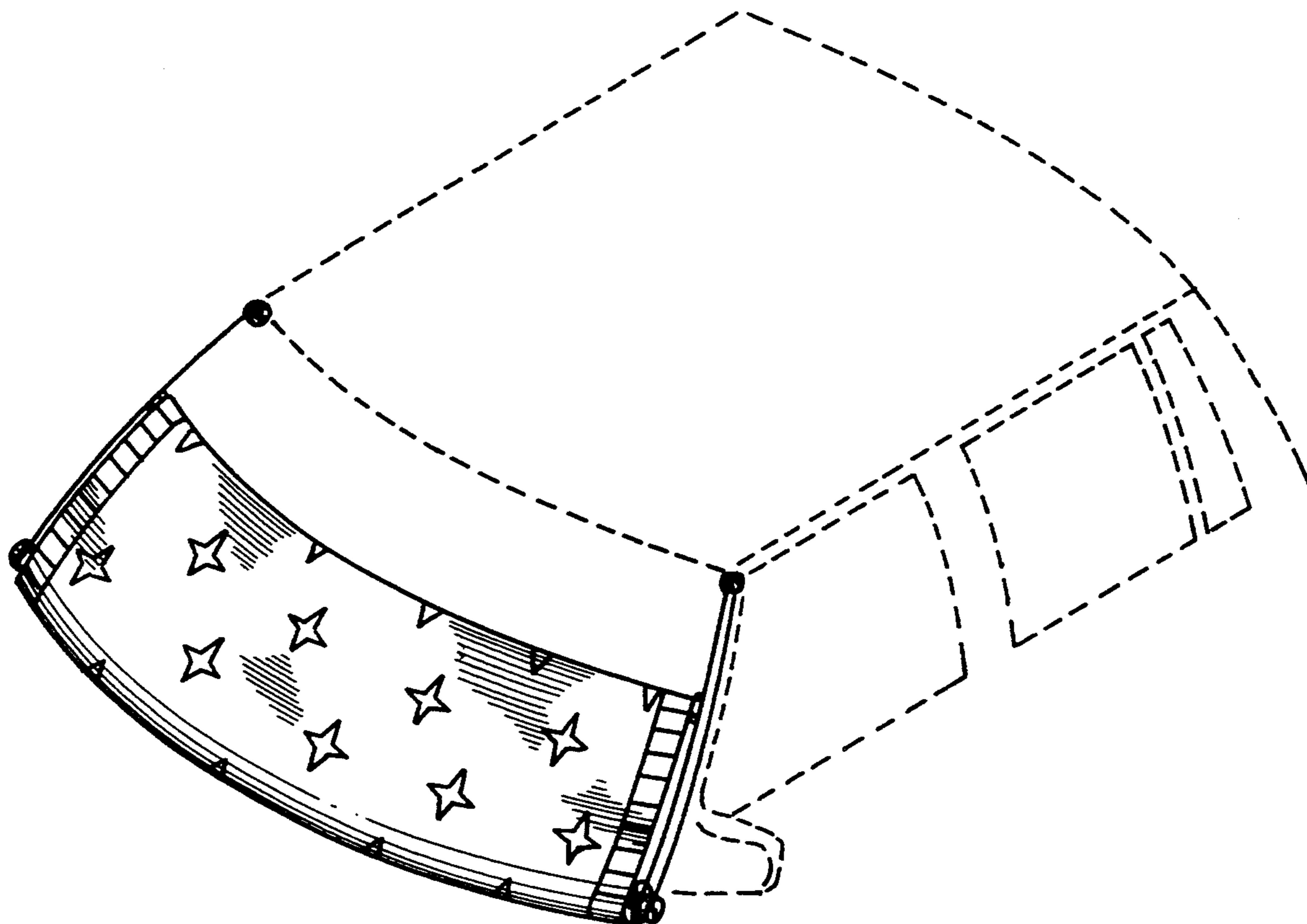
DESCRIPTION

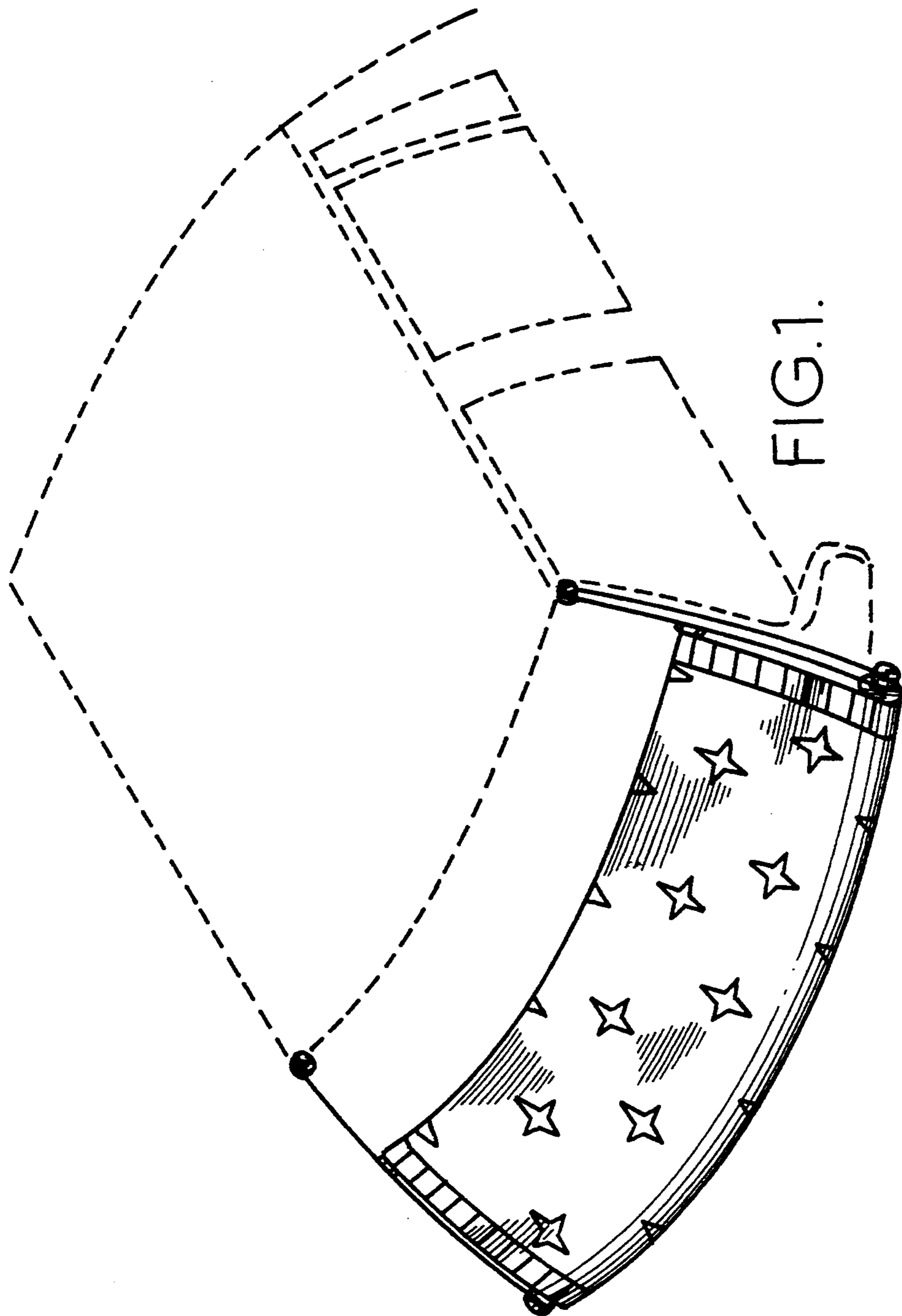
FIG. 1 is a perspective view of a retractable visor for vehicle windshield showing my new design in a substantially extended condition in position of use on a vehicle windshield, it being understood that the fragmentary broken line depiction of a vehicle is for illustrative purposes only and forms no part of the claimed design;

FIG. 2 is an enlarged front elevation view thereof in an alternate partially retracted conditions;

FIG. 3 is a rear view of FIG. 2; and,

FIG. 4 is an enlarged side elevation view of FIG. 2, it being understood that the opposite side is a mirror image thereof.





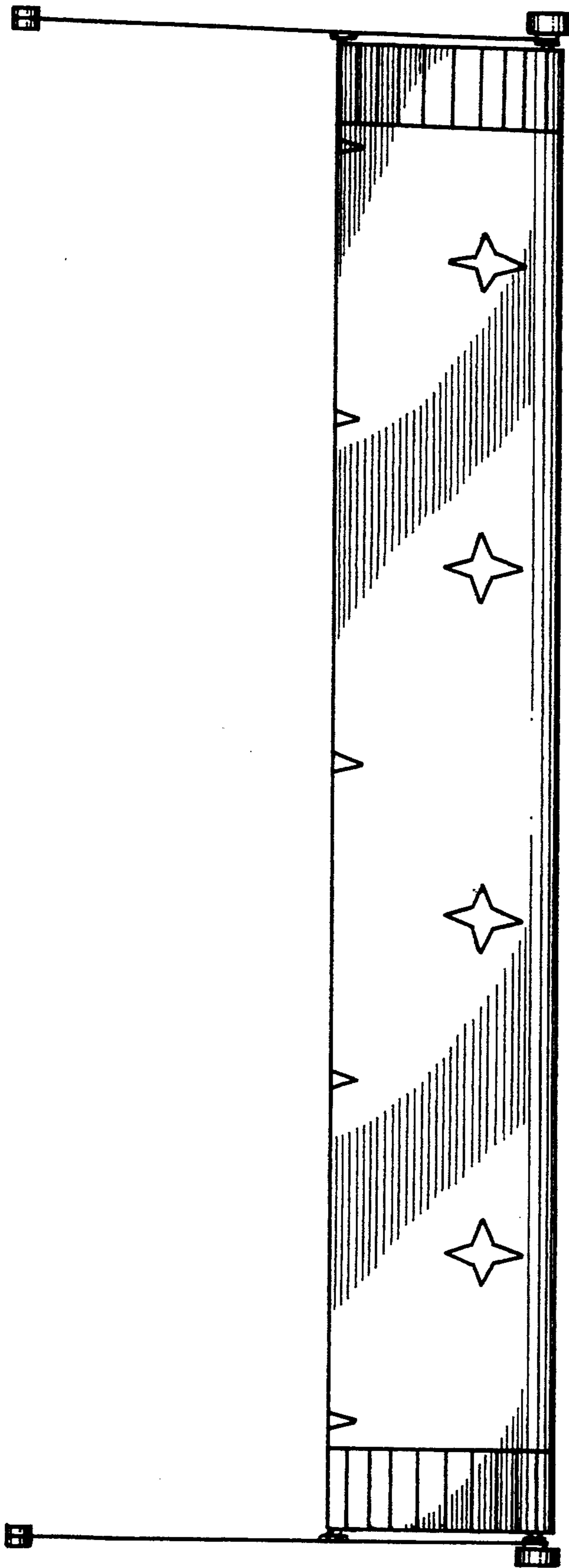


FIG. 2.




FIG. 4.

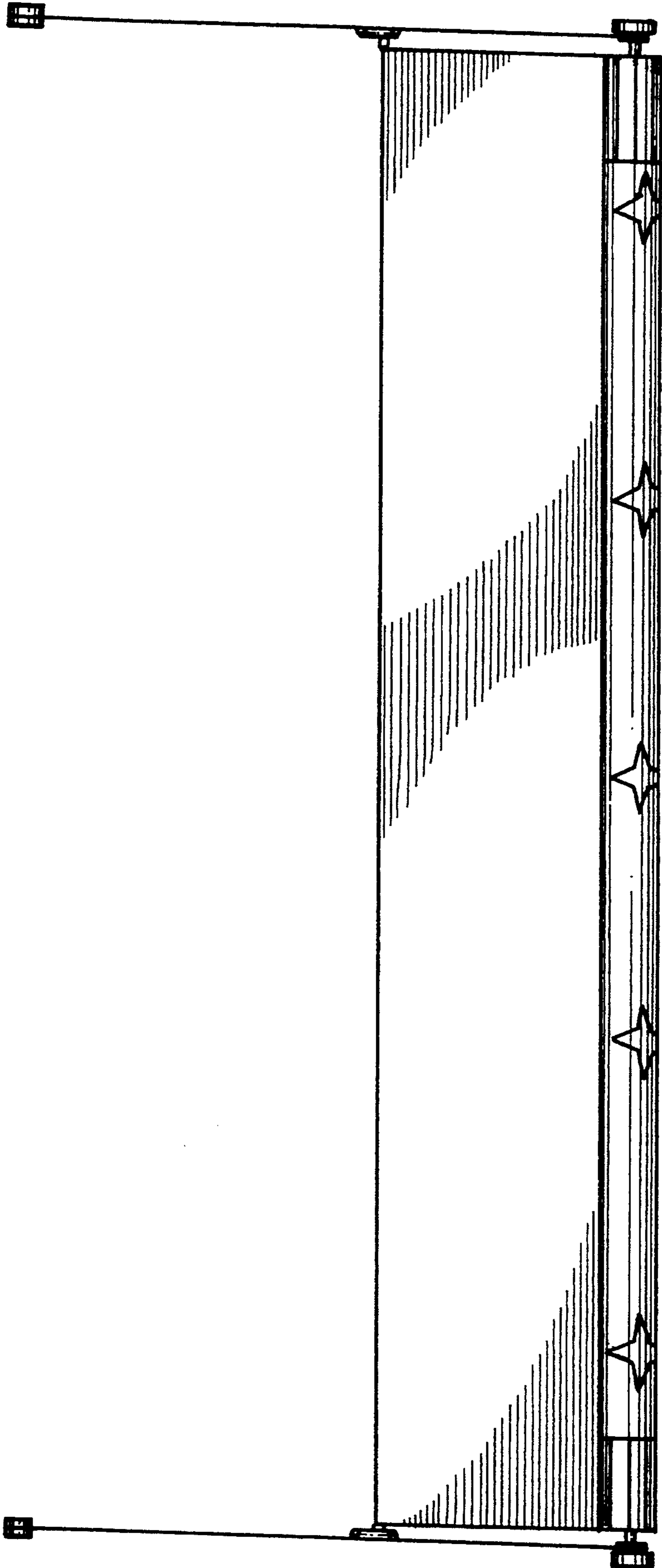


FIG. 3.