



US00D356538S

United States Patent [19]

[11] Patent Number: **Des. 356,538**

Botterman

[45] Date of Patent: **** Mar. 21, 1995**

- [54] **VEHICLE WHEEL**
- [75] Inventor: **Ralph C. Botterman**, Strongsville, Ohio
- [73] Assignee: **Aluminum Company of America**, Pittsburgh, Pa.
- [**] Term: **14 Years**
- [21] Appl. No.: **927,947**
- [22] Filed: **Aug. 11, 1992**
- [52] U.S. Cl. **D12/209**
- [58] Field of Search **D12/209, 210, 211; 301/63.1, 64.1, 64.7, 65**

- 5,026,122 6/1991 Grubisic et al. 301/63.1
- 5,188,429 2/1993 Heck et al. 301/63

OTHER PUBLICATIONS

Commercial Car Journal, May 1971, p. 124, Aluminum Disc Wheel, Bottom Center of Page.

Primary Examiner—James M. Gandy
Attorney, Agent, or Firm—Gary P. Topolosky

[57] CLAIM

The ornamental design for a vehicle wheel, as shown and described.

DESCRIPTION


FIG. 1 is a full frontal view of a vehicle wheel, showing my new design;

FIG. 2 is an enlarged front elevation view of the upper left quadrant thereof, it being understood that all four quadrants of the wheel are the same; and

FIG. 3 is a sectional view through lines III—III of FIG. 2.

The characteristic feature of this design resides in the elliptical hand holes which taper inwardly from both sides of the wheel, toward the center of the wheel and meet along an edge substantially intermediates the interior and exterior sides of said wheel.

- [56] **References Cited**
- U.S. PATENT DOCUMENTS**
- D. 265,188 6/1982 Reid D12/211
- D. 265,819 8/1982 Reid D12/211
- D. 274,236 6/1984 Woodward D12/209
- D. 282,835 3/1986 Main D12/209
- D. 292,572 11/1987 Schell et al. D12/211
- D. 318,449 7/1991 Lipper D12/211
- 3,989,307 11/1976 Reppert 301/64 R
- 4,165,131 8/1979 Thompson 301/65
- 4,504,095 3/1985 Edwards et al. 301/63.1
- 4,725,100 2/1988 Patti 301/37.1






FIG. 1

FIG. 2




FIG. 3

