



US00D356533S

United States Patent [19]

[11] Patent Number: **Des. 356,533**

Steinke et al.

[45] Date of Patent: **** Mar. 21, 1995**

- [54] **DISC BRAKE SHIM**
- [75] Inventors: **Gustav J. Steinke; Starla D. Huffer,**
both of Lima, Ohio
- [73] Assignee: **International Brake Industries, Inc.,**
Lima, Ohio
- [**] Term: **14 Years**
- [21] Appl. No.: **16,493**
- [22] Filed: **Dec. 16, 1993**
- [52] U.S. Cl. **D12/180**
- [58] Field of Search **D12/180; 188/73.1, 250 B**

5,141,083 8/1992 Burgoon 188/250 B
 5,257,679 11/1993 Weiler et al. 188/250 B

Primary Examiner—James M. Gandy
Assistant Examiner—M. Brown
Attorney, Agent, or Firm—Edgar A. Zarins; Malcolm L. Sutherland

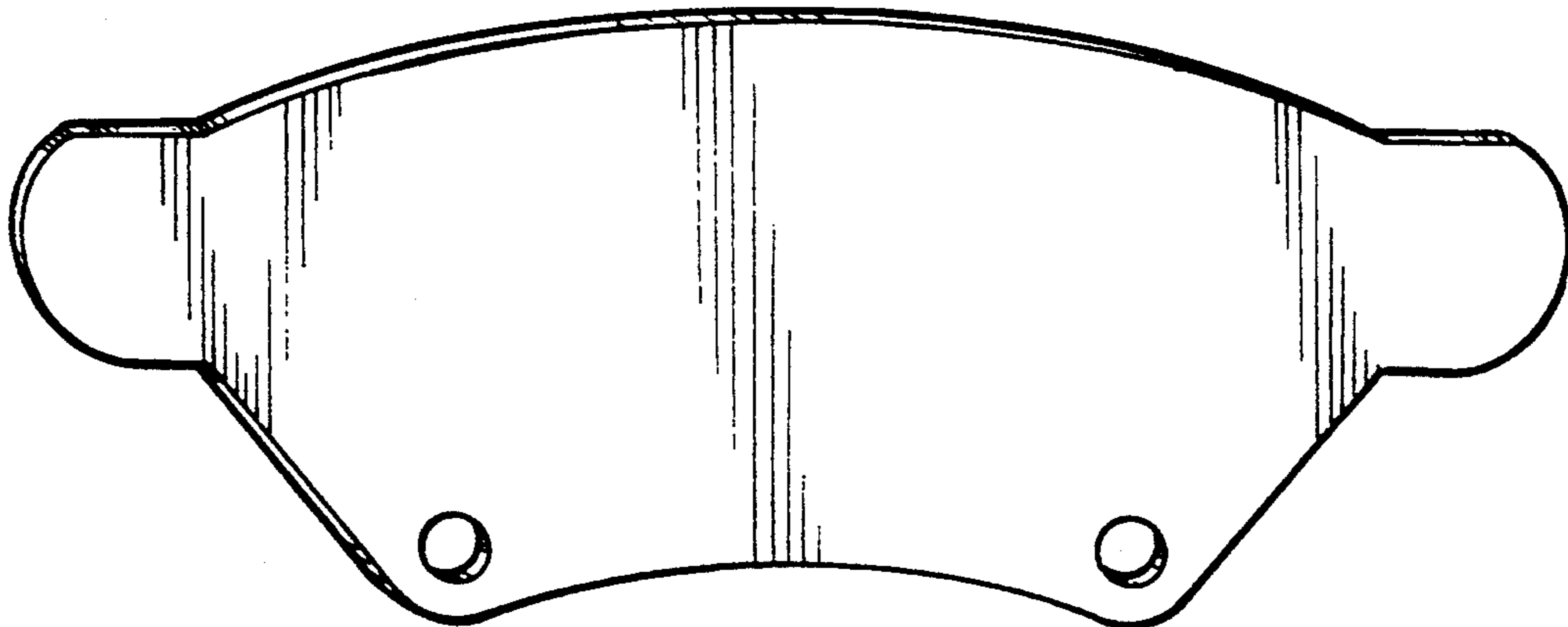
[57] CLAIM

The ornamental design for a disc brake shim, as shown and described.

DESCRIPTION

FIG. 1 is a front elevational view of a disc brake shim showing our new design;
 FIG. 2 is a front elevational view thereof; the rear being a mirror image of the view shown;
 FIG. 3 is a top plan view thereof;
 FIG. 4 is a bottom plan view thereof; and,
 FIG. 5 is a side view thereof, the opposite side being a mirror image of the side shown.

- [56] **References Cited**
- U.S. PATENT DOCUMENTS**
- D. 255,675 7/1980 Weiser et al. D12/180
- D. 279,467 7/1985 Eberhart et al. D12/180
- 4,926,978 5/1990 Shibata et al. 188/250 B
- 4,995,482 2/1991 Kobayashi et al. 188/73.1



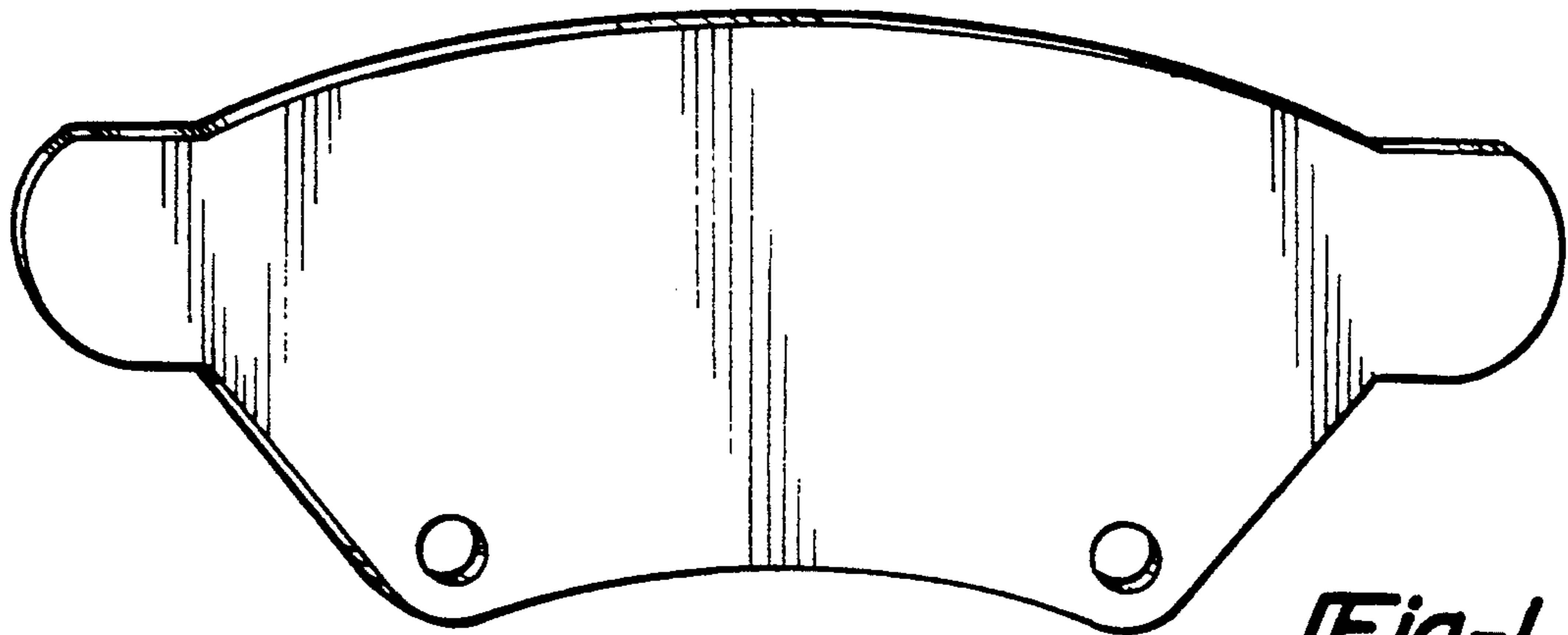


Fig-1

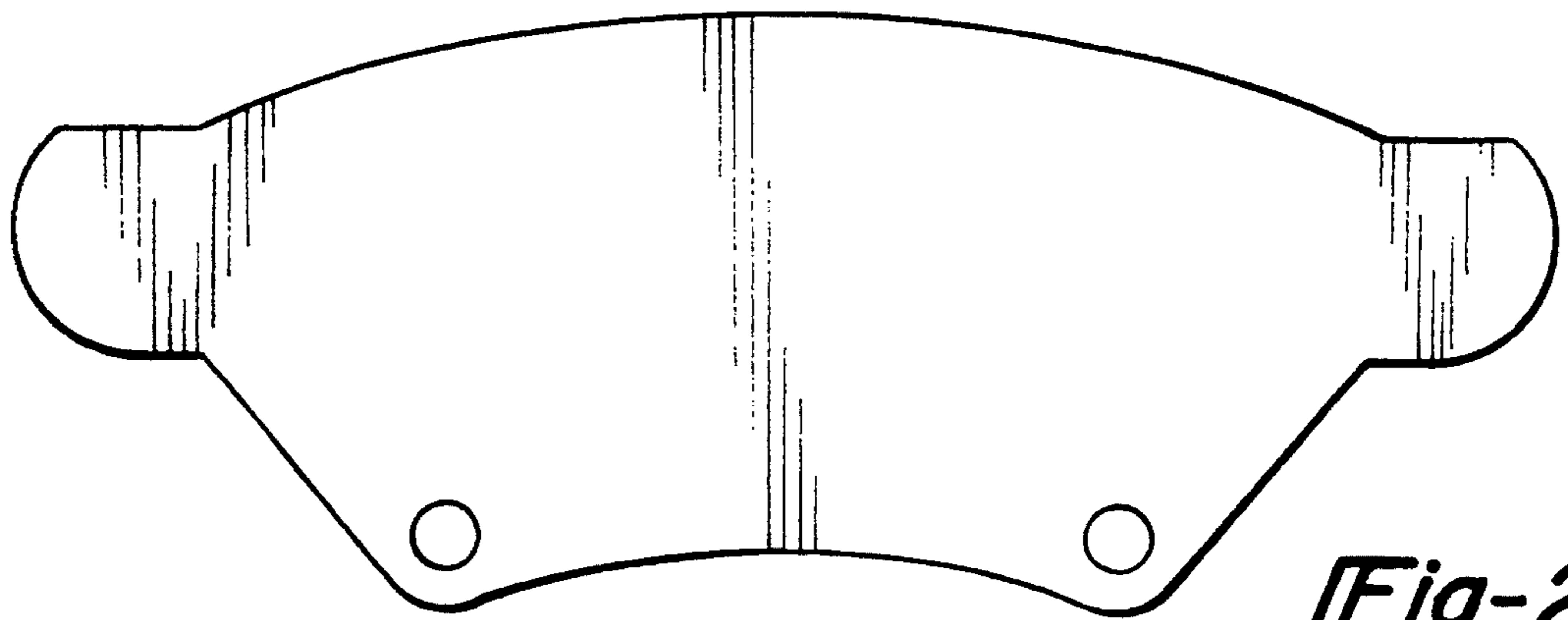


Fig-2



Fig-3




Fig-4



Fig-5