



US00D356532S

United States Patent [19]

[11] Patent Number: **Des. 356,532**

Butzman

[45] Date of Patent: **** Mar. 21, 1995**

[54] **CADDY FOR USE ON A WALKER**

[76] Inventor: **Lillian H. Butzman**, 1720 E. Washington St. #103, Montgomery, Ala. 36107

[**] Term: **14 Years**

[21] Appl. No.: **10,218**

[22] Filed: **Jul. 2, 1993**

[52] U.S. Cl. **D12/133; D7/550**

[58] Field of Search **D12/133, 128, 131, 130, D12/129; 135/67, 66; D7/554, 550, 553; D6/406, 419, 500, 511; 224/275, 42.45 R, 42.46 R; 297/188, 153, 152**

[56] **References Cited**

U.S. PATENT DOCUMENTS

- D. 267,766 2/1983 Storrs D7/553
- D. 309,684 8/1990 Kohler D12/133
- D. 315,463 3/1991 Spiegel D6/511
- D. 321,300 11/1991 Postic D6/511

- D. 338,135 8/1993 Anderson D7/555
- D. 346,516 5/1994 D'Anna et al. D6/406
- 3,146,738 9/1964 Telarico D6/511
- 4,867,506 9/1989 Chavez 297/188
- 5,170,810 12/1992 Chapin 135/66
- 5,217,032 6/1993 Jobst 135/67

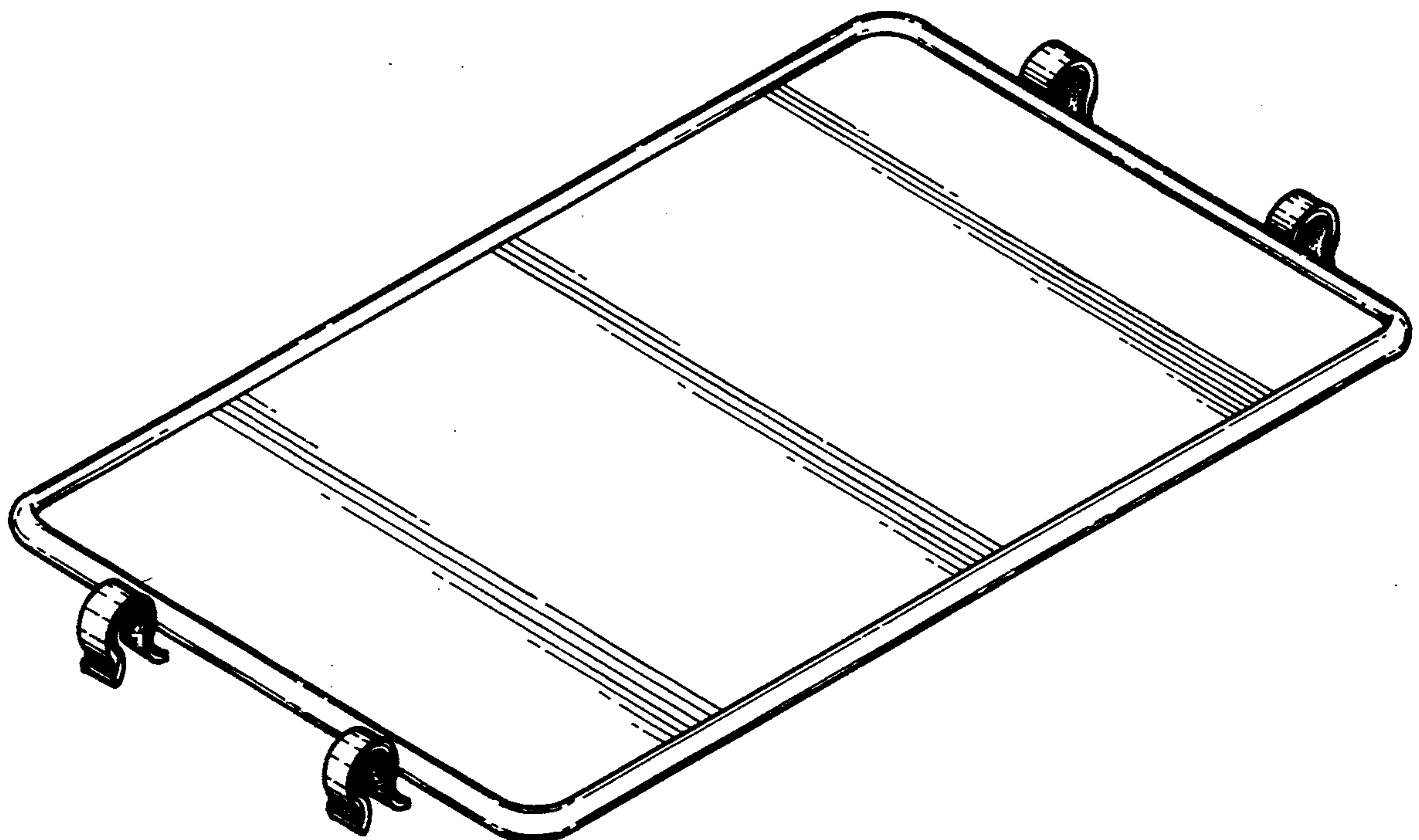
Primary Examiner—Kay H. Chin
Attorney, Agent, or Firm—Terry M. Gernstein

[57] **CLAIM**

The ornamental design for a caddy for use on a walker, as shown and described.

DESCRIPTION

FIG. 1 is a front, top and side perspective view of the caddy for use on a walker showing my new design; FIG. 2 is a front elevational view thereof, the rear being a mirror image of the front shown in FIG. 2; FIG. 3 is an end elevational view thereof, the end opposite being a mirror image of the end shown in FIG. 3; FIG. 4 is a top plan view thereof; and, FIG. 5 is a bottom plan view thereof.



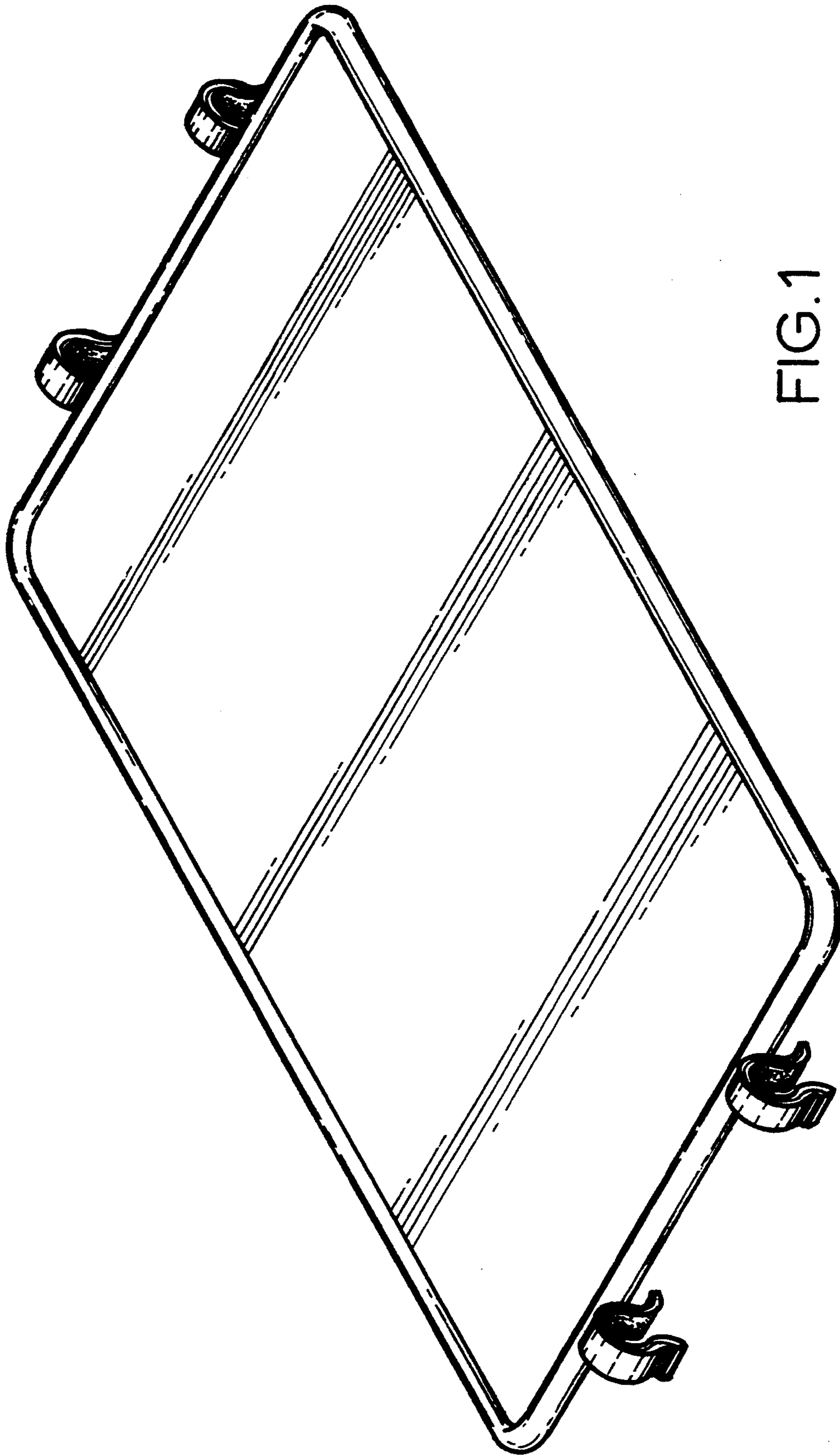


FIG.1



FIG. 2



FIG. 3

FIG. 4

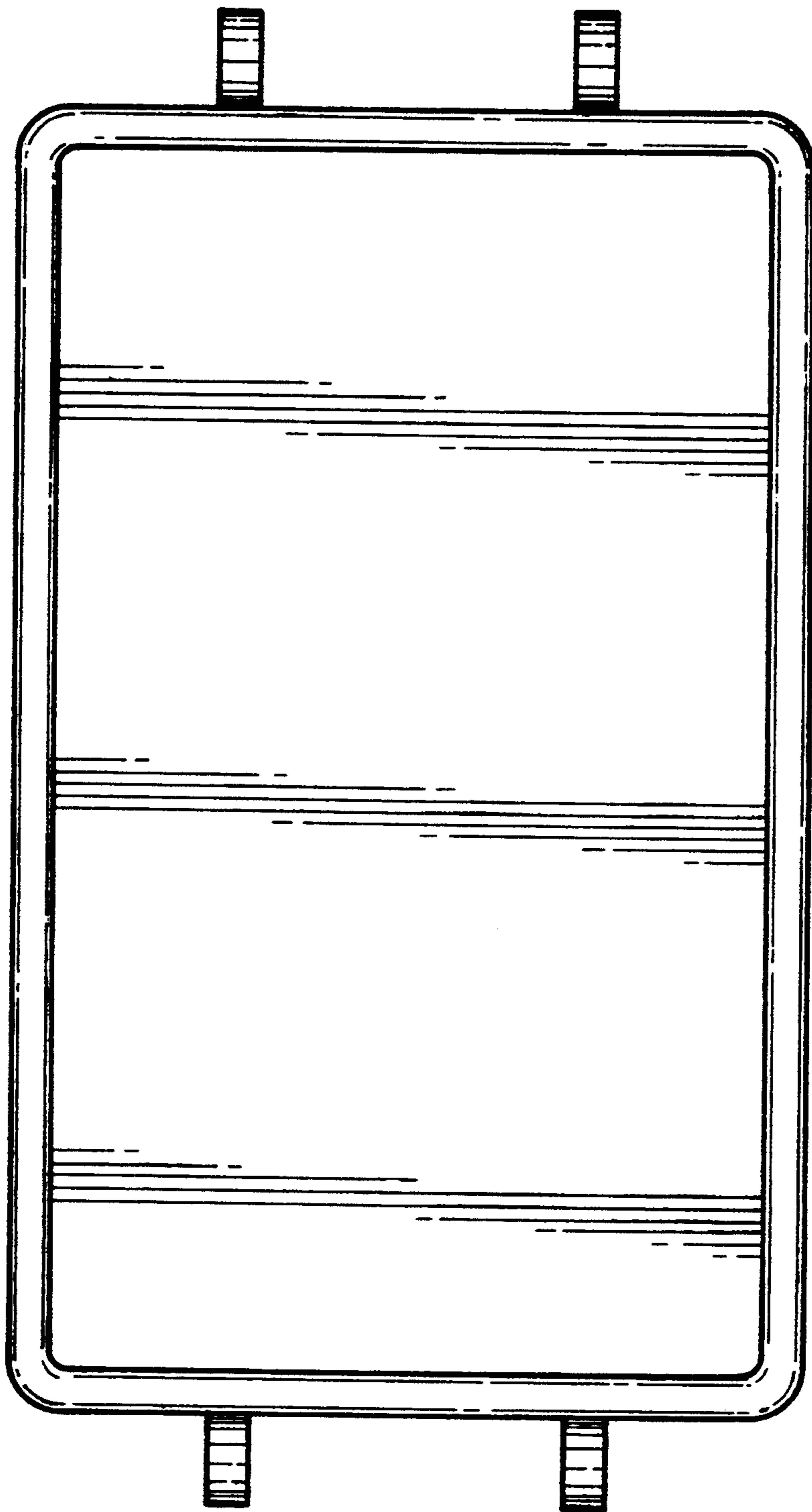


FIG. 5

