



US00D356519S

**United States Patent** [19]  
**Bulgari**

[11] **Patent Number: Des. 356,519**

[45] **Date of Patent: \*\* Mar. 21, 1995**

[54] **BRACELET**

[75] **Inventor: Paolo Bulgari, Rome, Italy**

[73] **Assignee: Partecipazioni Bulgari S.p.A., Rome, Italy**

[\*\*] **Term: 14 Years**

[21] **Appl. No.: 17,837**

[22] **Filed: Jan. 24, 1994**

[30] **Foreign Application Priority Data**

Jul. 27, 1993 [XH] Hague Agreement ..... DM/026812

[52] **U.S. Cl. .... D11/6**

[58] **Field of Search .... D11/1-6,  
D11/11-13, 15, 17-18, 92-93, 37-39, 21-23;  
63/1.1, 2-11; 59/78, 80, 82-90**

[56] **References Cited**

**U.S. PATENT DOCUMENTS**

D. 157,244	2/1950	Dieterich .....	D11/22
D. 249,779	10/1978	Bobrick .....	D11/19
D. 310,183	8/1990	Bulgari .....	D11/49
D. 311,355	10/1990	Cowan .....	D11/19
D. 320,572	10/1991	Bulgari .....	D11/3

*Primary Examiner*—Ralf Seifert  
*Attorney, Agent, or Firm*—Barnes, Kisselle, Raisch,  
Choate, Whittemore & Hulbert

[57] **CLAIM**

The ornamental design for a bracelet, as shown.

**DESCRIPTION**

FIG. 1 is a front view of a bracelet showing my new design;  
FIG. 2 is a view taken from the right in FIG. 1;  
FIG. 3 is a view taken from the left in FIG. 1;  
FIG. 4 is a rear view of the bracelet shown in FIG. 1;  
FIG. 5 is a top view of the bracelet;  
FIG. 6 is a bottom view of the bracelet; and,  
FIG. 7 is a perspective view of the bracelet.

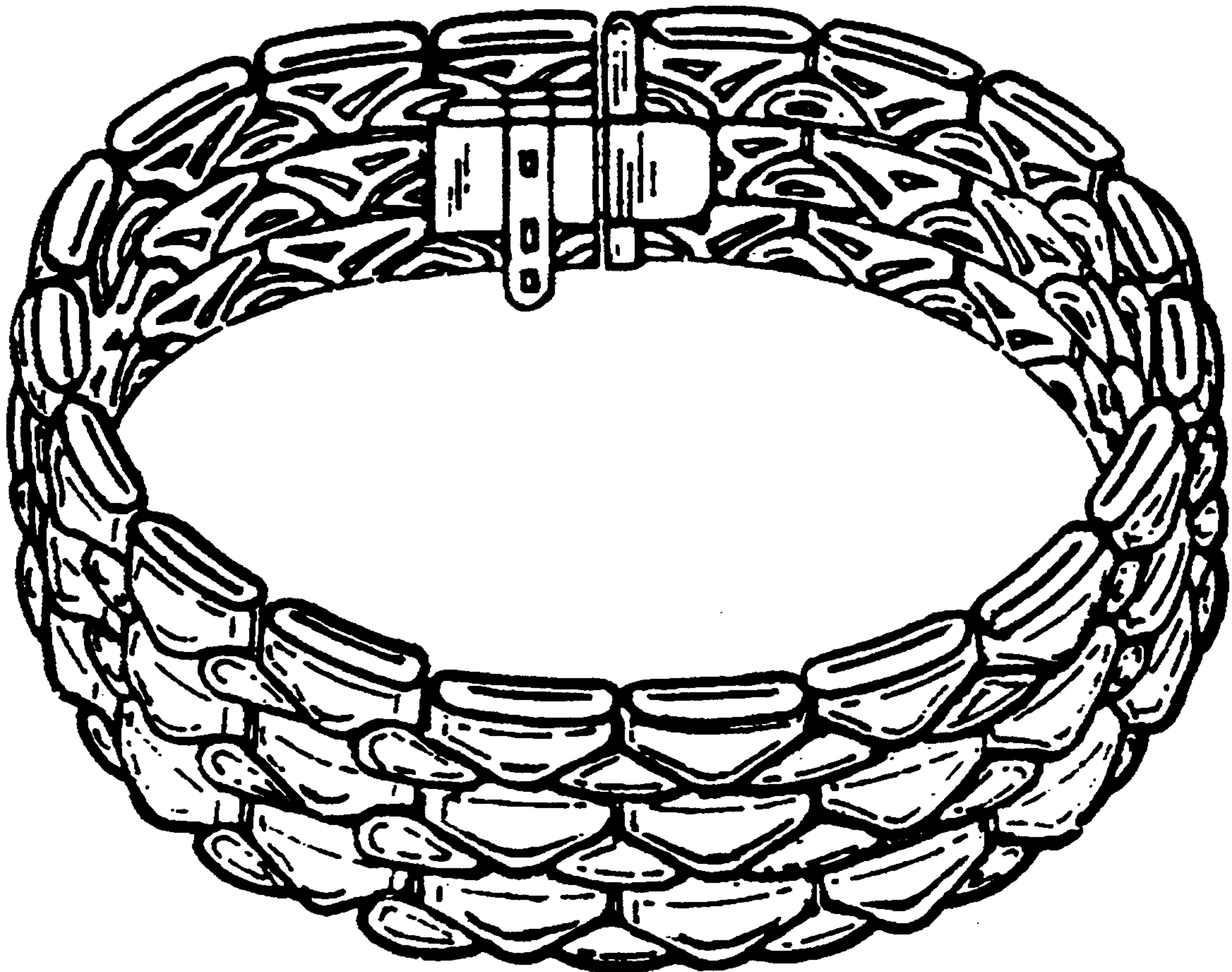




Fig. 1



Fig. 2




Fig. 4



Fig. 3

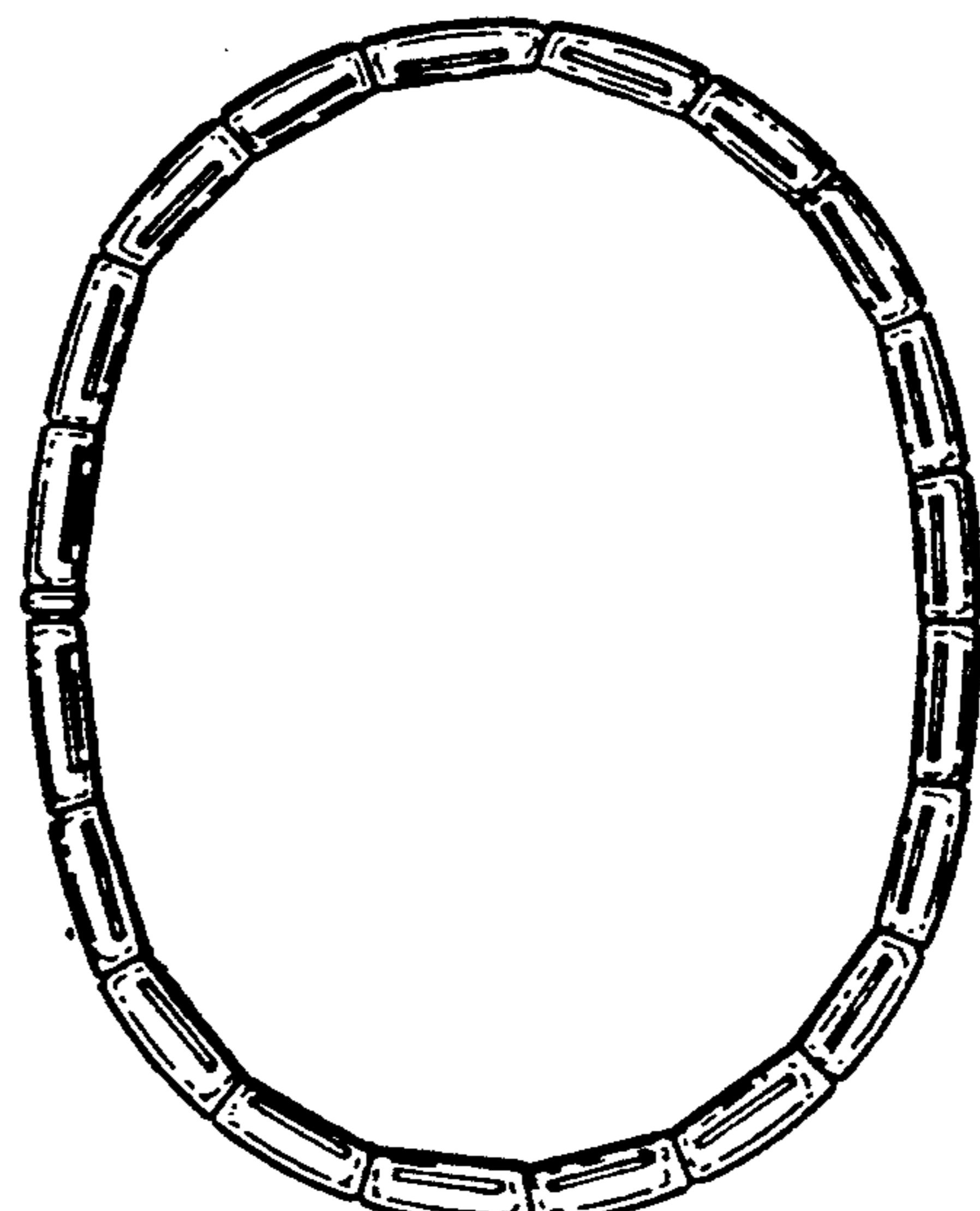


Fig. 5

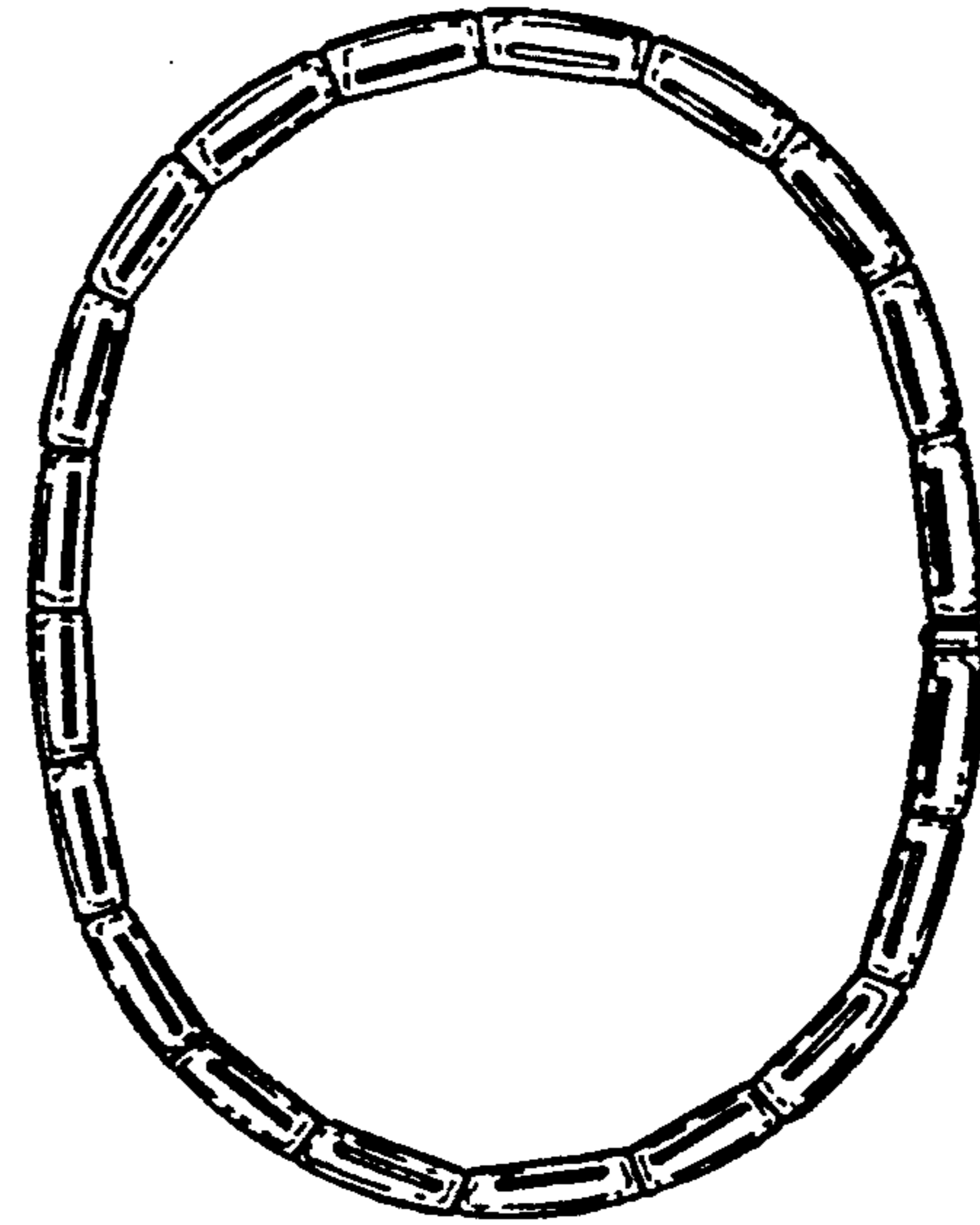


Fig. 6

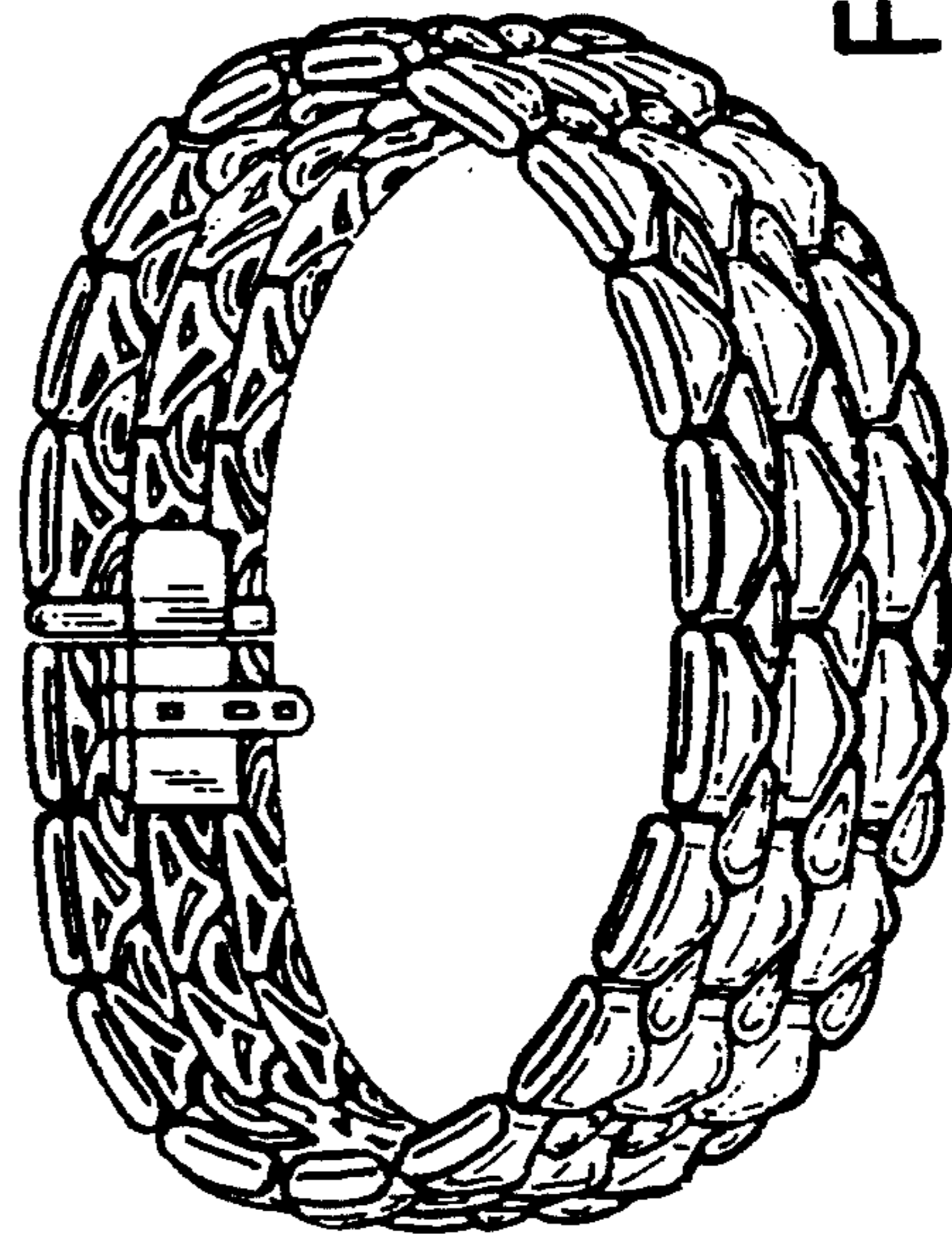


Fig. 7