



US00D356512S

United States Patent [19]

[11] Patent Number: **Des. 356,512**

Räbel

[45] Date of Patent: **** Mar. 21, 1995**

[54] **WALL-MOUNTED UNIT COMPRISING A THERMOSTAT AND A SWITCH ACTUATOR**

FOREIGN PATENT DOCUMENTS

[75] Inventor: **Peter Räbel**, Lauf-Schönberg, Germany

7027190 12/1970 Germany .
7147191 5/1972 Germany .

[73] Assignee: **Eberle GmbH**, Nuremberg, Germany

Primary Examiner—Alan P. Douglas
Assistant Examiner—Antoine D. Davis
Attorney, Agent, or Firm—Candor, Candor & Tassone

[**] Term: **14 Years**

[57] CLAIM

[21] Appl. No.: **17,603**

The ornamental design for a wall-mounted unit comprising a thermostat and a switch actuator, as shown and described.

[22] Filed: **Jan. 18, 1994**

[52] U.S. Cl. **D10/50; D10/51**

DESCRIPTION

[58] **Field of Search** D10/50, 49, 51; 165/11.1, 11.2, 12, 13, 22; 236/46 R, 46 A, 46 B, 46 C, 46 D, 46 E, 46 F, 47, 91 R, 91 A, 91 B, 91 C, 91 D, 94; 337/112, 113, 186, 327, 360

FIG. 1 is a front elevation view of a wall-mounted unit comprising a thermostat and a switch actuator showing my new design;

FIG. 2 is a right side view of the unit of FIG. 1;

FIG. 3 is a left side view of the unit of FIG. 1;

FIG. 4 is a top view of the unit of FIG. 1;

FIG. 5 is a bottom view of the unit of FIG. 1; and,


FIG. 6 is a perspective view of the unit of FIG. 1.

The broken line showing of a portion of a wall is for illustrative purposes only and forms no part of the claimed design.

[56] References Cited

U.S. PATENT DOCUMENTS

D. 178,871 10/1956 Davis D10/51
D. 218,070 7/1970 Edelman D10/51
4,560,972 12/1985 Britt D10/50 X
4,844,333 7/1989 Davis et al. 236/94 X



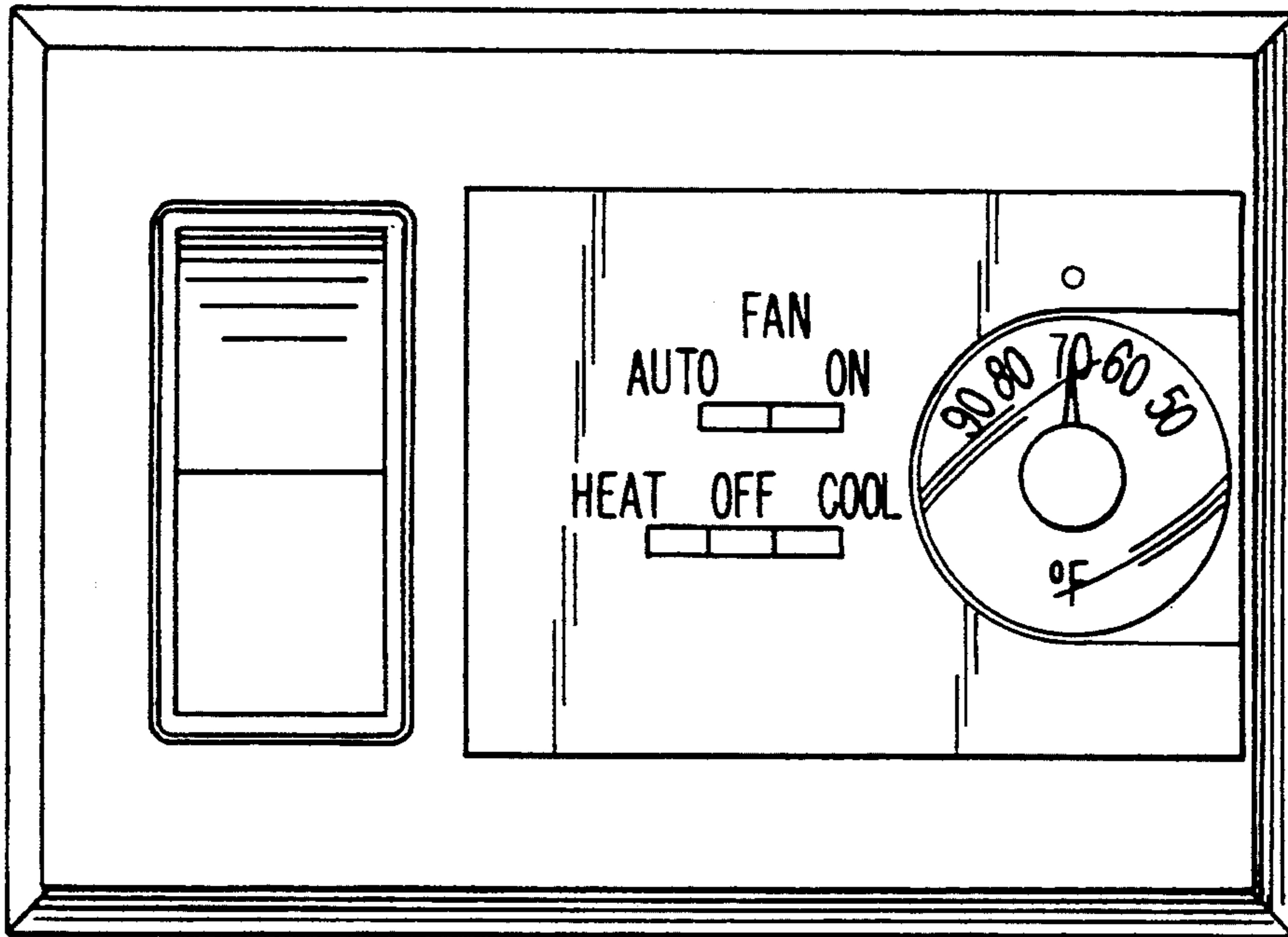


FIG. 1

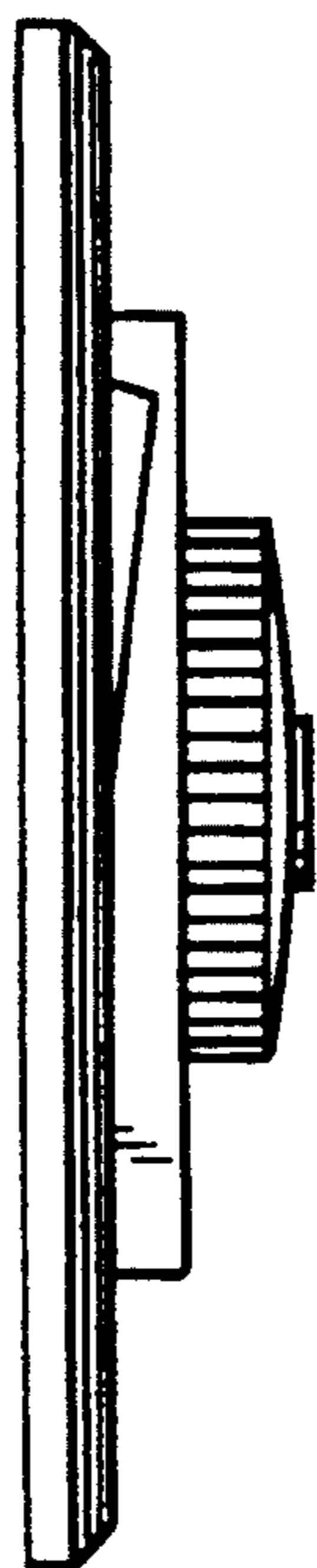


FIG. 3

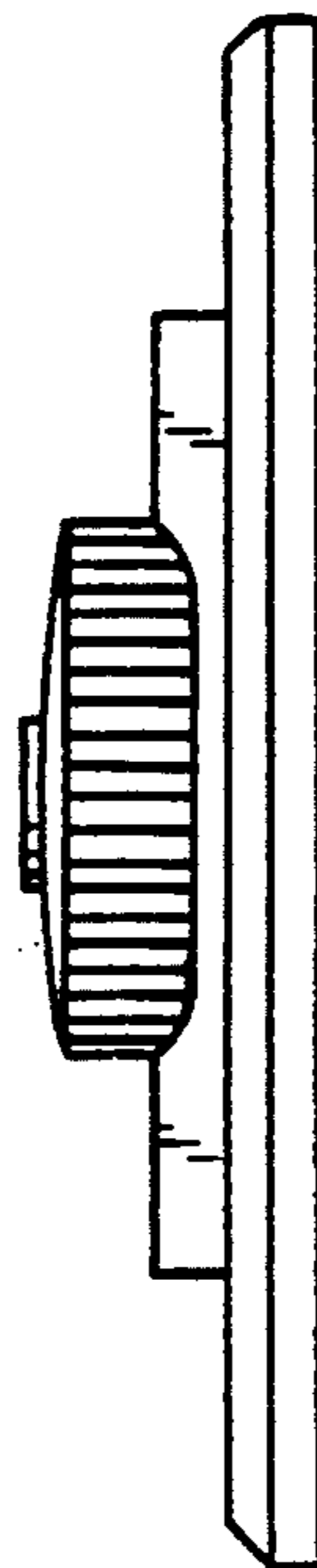


FIG. 2

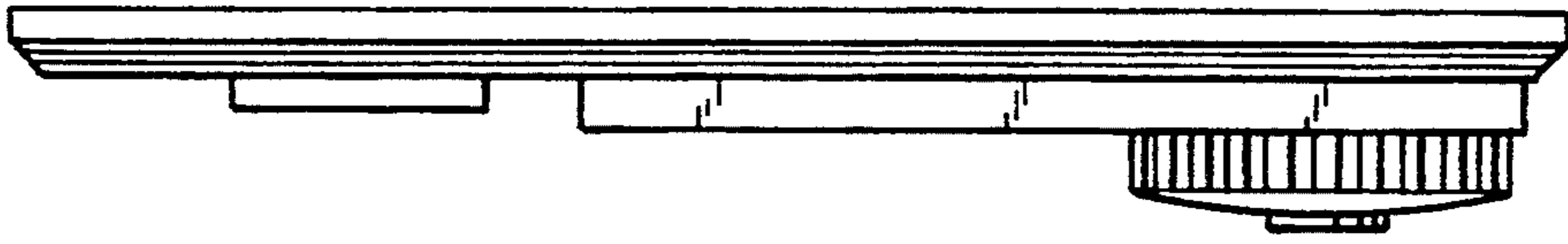


FIG. 4




FIG. 5

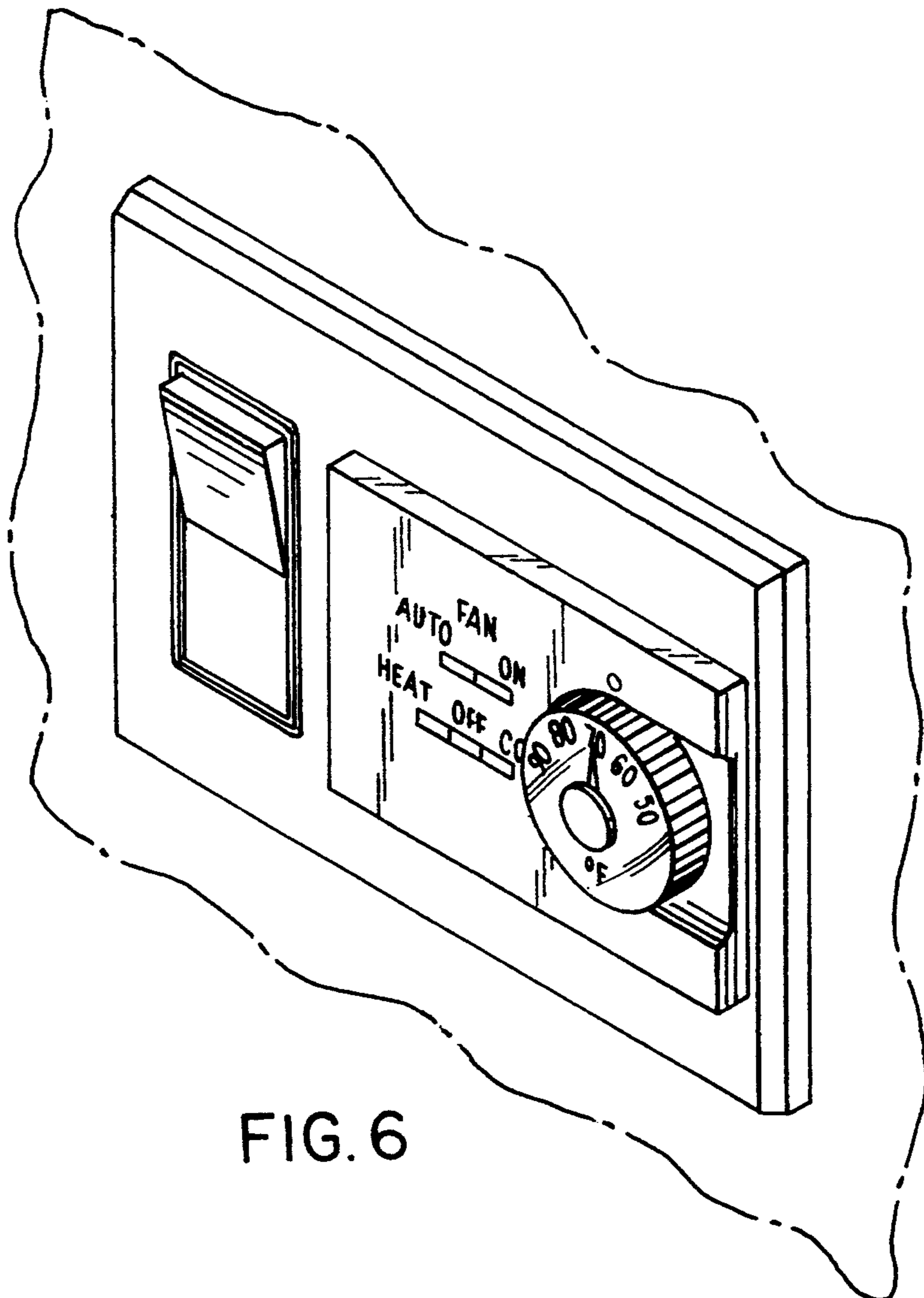


FIG. 6