



US00D356510S

United States Patent [19]

[11] Patent Number: Des. 356,510

Bertolucci

[45] Date of Patent: ** Mar. 21, 1995

[54] COMBINED WATCH AND BRACELET

[75] Inventor: Remo Bertolucci, Evilard, Switzerland

[73] Assignee: Bertolucci Distribution SA, Evilard, Switzerland

[**] Term: 14 Years

[21] Appl. No.: 9,729

[22] Filed: Jun. 18, 1993

[30] Foreign Application Priority Data

Dec. 21, 1992 [XH] Hague Agreement DM/024718

[52] U.S. Cl. D10/32; D10/39

[58] Field of Search D10/1-40, D10/122-132; 63/1.1, 2-5; D11/1-7, 16-19; 368/280-282, 255, 276-277, 223, 232

[56] References Cited

U.S. PATENT DOCUMENTS

D. 292,890	11/1987	Schoepfer	D10/39
D. 326,233	5/1992	Burgener	D10/39
4,757,485	7/1988	Man	368/281

OTHER PUBLICATIONS

Swiss Watch & Jewelry Journal-Apr. 1988, p. 537--Watches-copy in Box D10/Watches.

Swiss Watch & Jewelry Journal-Feb. 1989-p. 353-Watches.

European Jeweler. Jun. 1988-p. 41-Watches.

Franklin Mint Flyer-Watch.

Primary Examiner-Nelson C. Holtje

Attorney, Agent, or Firm-McGlew and Tuttle

[57] CLAIM

The ornamental design for a combined watch and bracelet, as shown and described.

DESCRIPTION

FIG. 1 is a top view of my new combined watch and bracelet design;

FIG. 2 is a top perspective view of the design of FIG. 1;

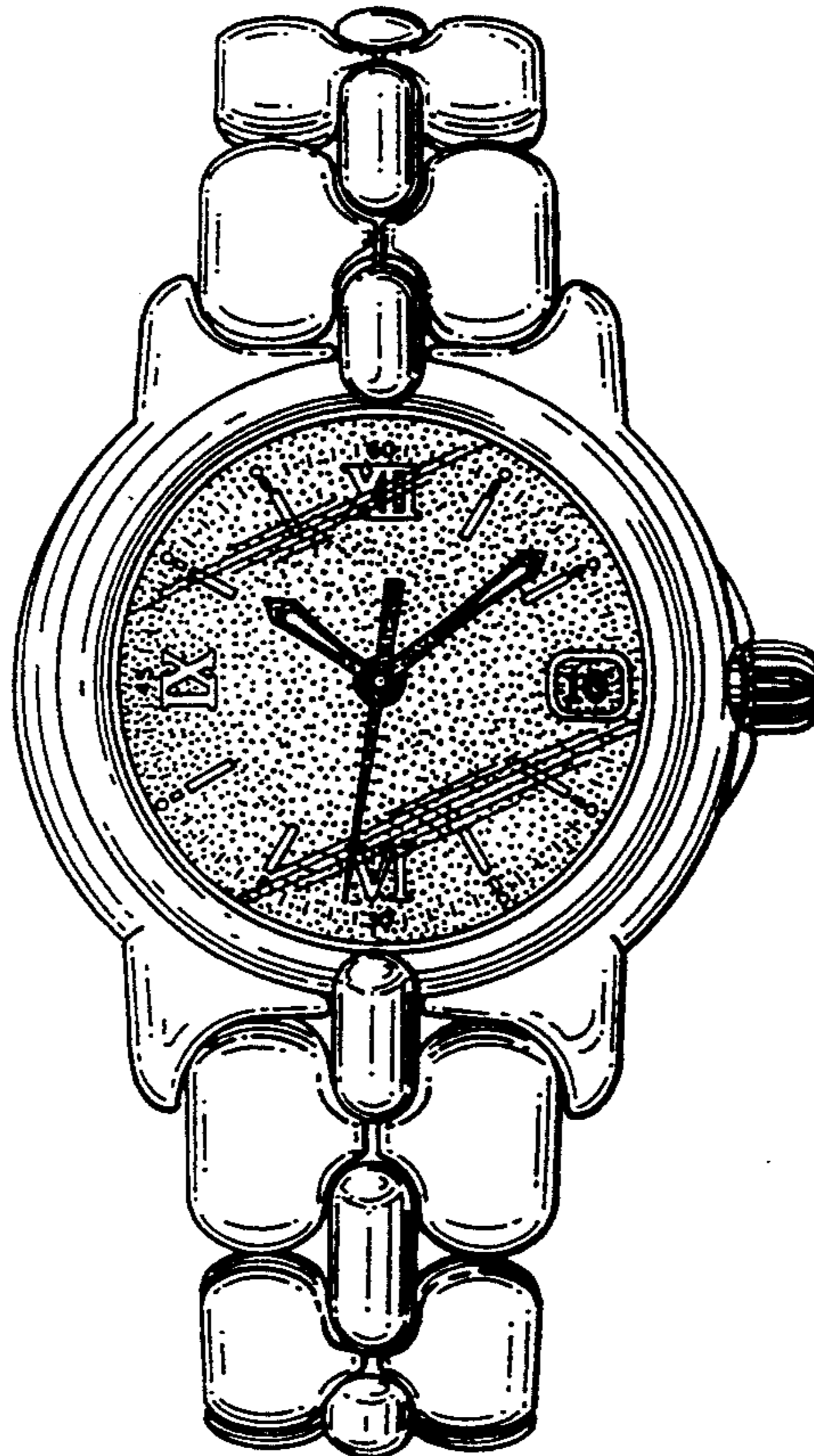
FIG. 3 is a right perspective view of the design of FIG. 1;

FIG. 4 is a left perspective view of the design of FIG. 1;

FIG. 5 is a front end perspective view of the design of FIG. 1;

FIG. 6 is a rear end perspective view of the design of FIG. 1; and,

FIG. 7 is a bottom perspective view of the design of FIG. 1.






FIG. 1




FIG. 2



FIG. 3



FIG. 4

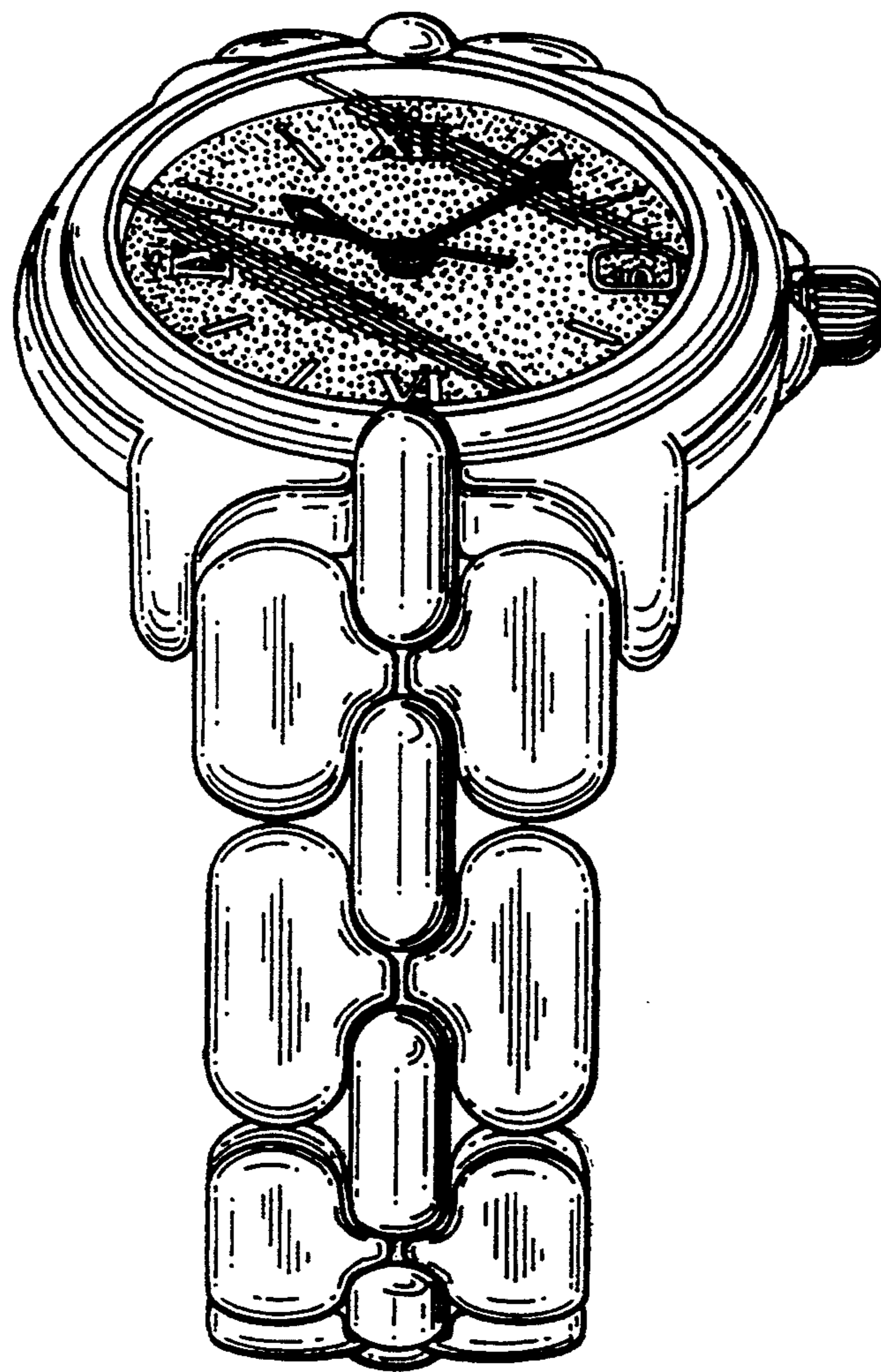


FIG. 5

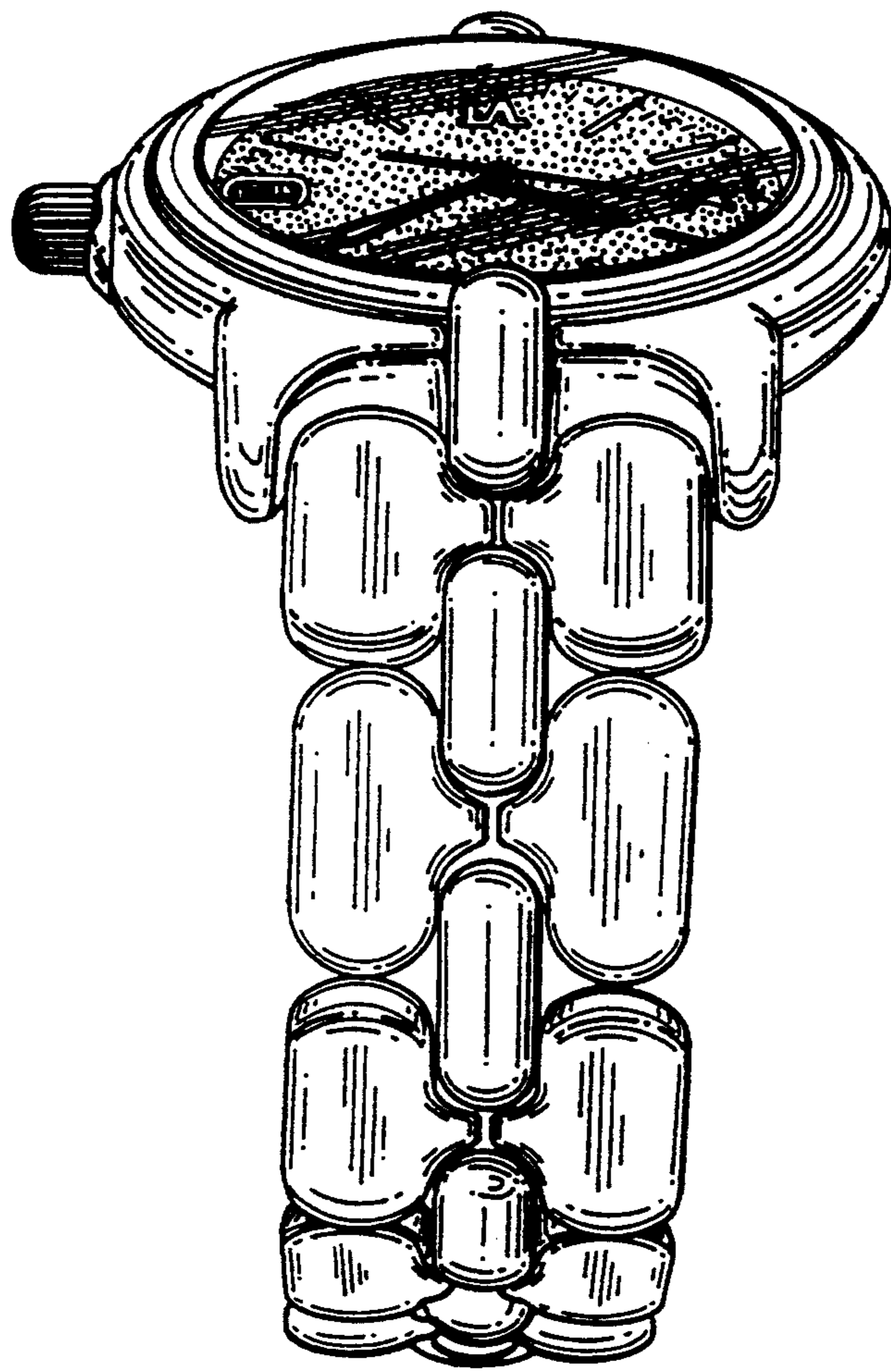


FIG. 6

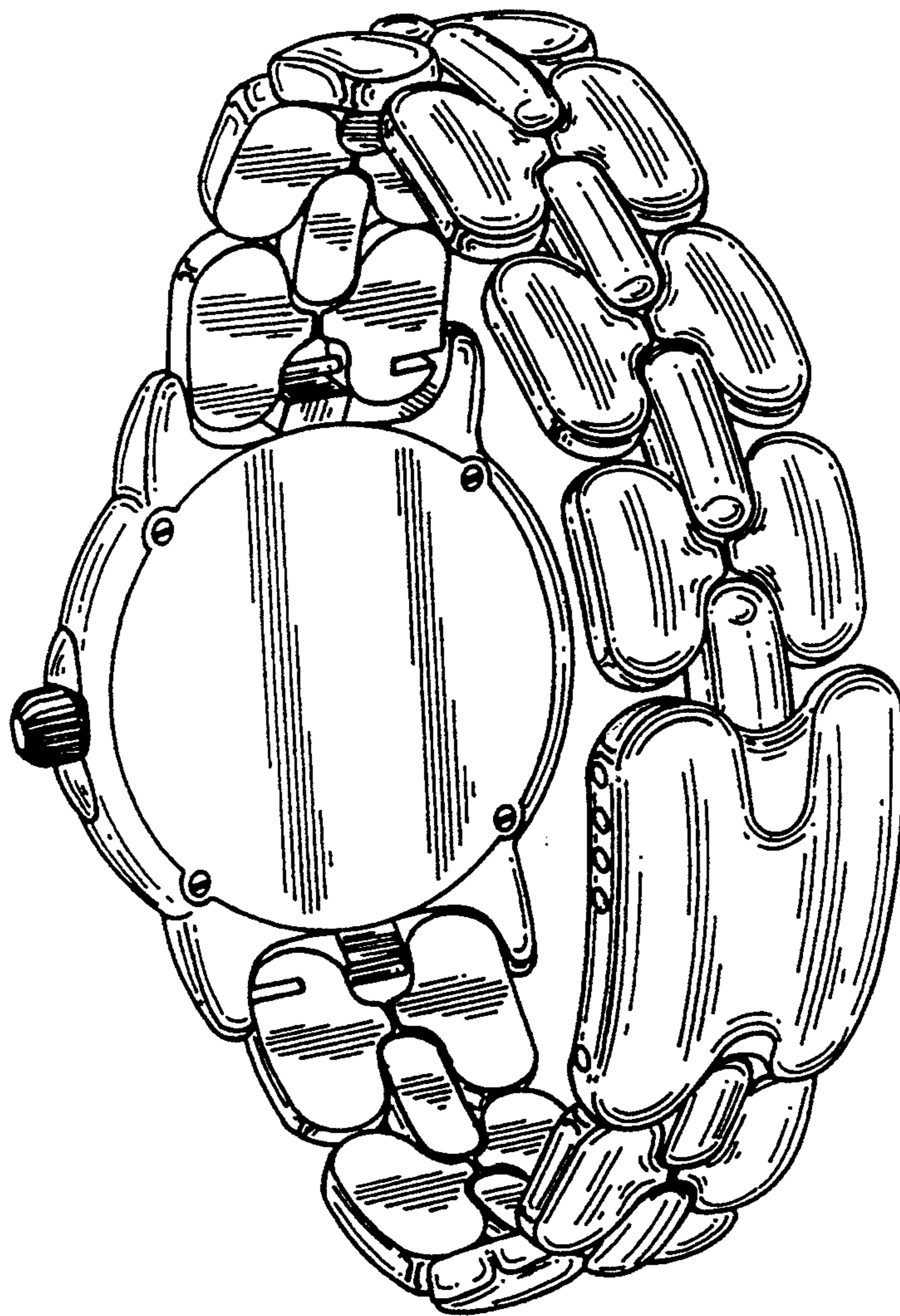


FIG. 7