



US00D356485S

United States Patent [19] Off

[11] Patent Number: **Des. 356,485**

[45] Date of Patent: **** Mar. 21, 1995**

[54] **CABINET PULL**

[75] Inventor: **Robert A. Off**, Escondido, Calif.

[73] Assignee: **Transfer Flow International, Inc.**,
Chico, Calif.

[**] Term: **14 Years**

[21] Appl. No.: **11,919**

[22] Filed: **Aug. 18, 1993**

[52] U.S. Cl. **D8/317**

[58] Field of Search **D8/315-320;**
16/110 R, 111 R, 124

[56] **References Cited**

U.S. PATENT DOCUMENTS

D. 97,080 10/1935 Martin **D8/317**

OTHER PUBLICATIONS

National Lock-Solid Brass Cat; p. 3, pull V6821-3.
Sweet's Architectural Catalog; 1962; Sec. 16a/Alu; p. 5;
pull H-702.

Sweet's Architectural Catalog; 1965, Sec 16c/Pi; p. 7;
pull (bottom on left).

Sweet's Architectural Catalog; 1962; Sec. 16a/Hi; p. 3;
pull Style W.

Primary Examiner—**B. J. Bullock**

[57] **CLAIM**

The ornamental design for a cabinet pull, as shown and
described.


DESCRIPTION

FIG. 1 is a front view of a cabinet pull showing my new
design, with the back view appearing the same;

FIG. 2 is a top plan view thereof;

FIG. 3 is a bottom plan view thereof; and,

FIG. 4 is a right end elevational view thereof, with the
left end view appearing the same.






FIG. 1

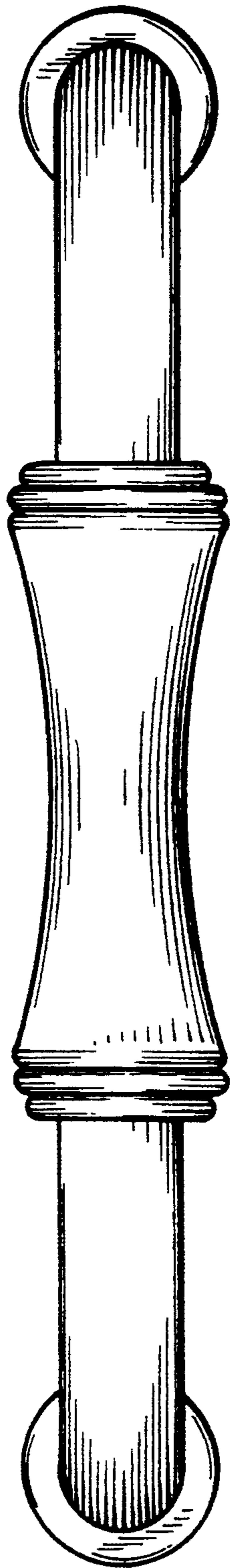


FIG. 2

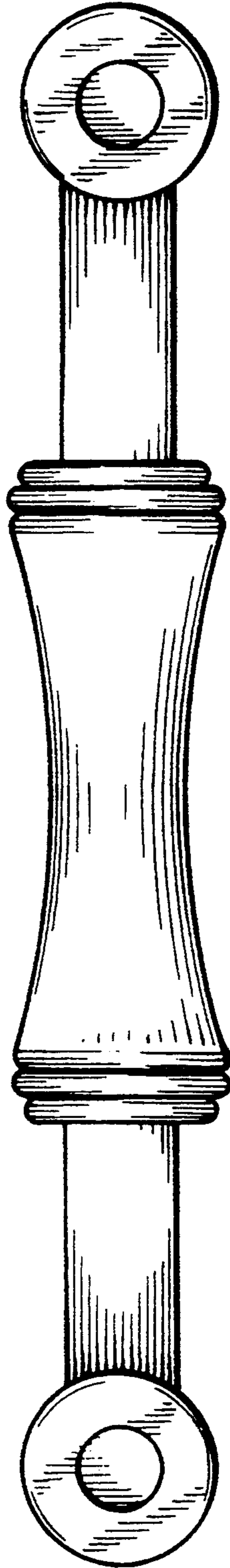


FIG. 3




FIG. 4