



US00D356482S

United States Patent [19]

[11] Patent Number: **Des. 356,482**

Jensen, Jr.

[45] Date of Patent: **** Mar. 21, 1995**

[54] **SHINGLE SHOVEL**

[76] Inventor: **Emery W. Jensen, Jr., N 2863
County Hwy. E, Merrill, Wis. 54452**

[**] Term: **14 Years**

[21] Appl. No.: **15,966**

[22] Filed: **Dec. 3, 1993**

[52] U.S. Cl. **D8/88**

[58] Field of Search **D8/88, 89, 14, 10, 11;
30/170, 171, 172; 29/49, 55; 254/131, 131.5**

4,086,699	5/1978	Olkola	294/54.5
4,324,042	4/1982	Lipka et al.	30/170
4,691,954	9/1987	Shavd	294/54.5
4,809,436	3/1989	Crookston	30/171
5,165,659	11/1992	L'Heureux	254/131

Primary Examiner—Prabhakar G. Deshmukh
Assistant Examiner—Philip Hyder
Attorney, Agent, or Firm—Daryl C. Josephson; Kevin A. Sembrat

[56] **References Cited**

U.S. PATENT DOCUMENTS

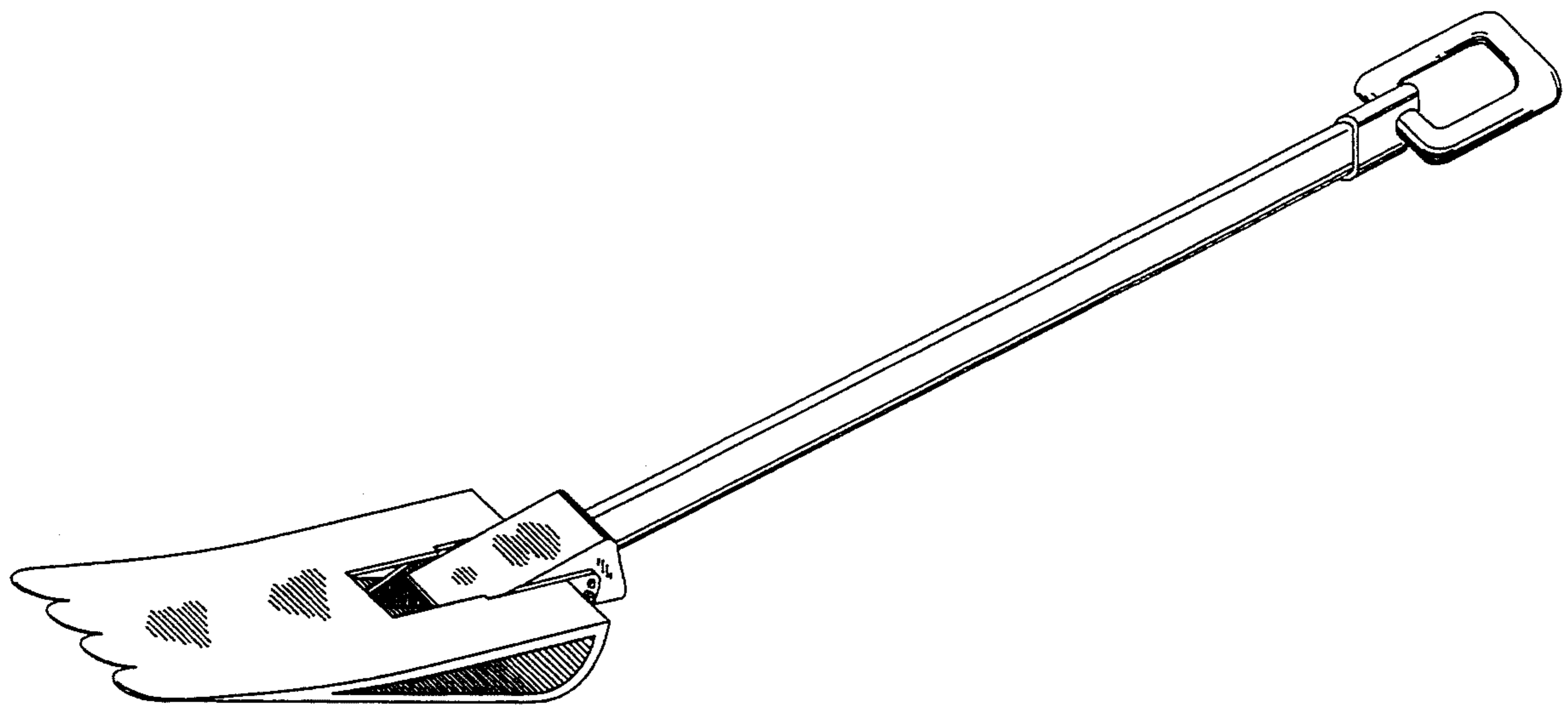
D. 265,791	8/1982	Fieni	D8/14
D. 270,895	10/1983	Holloway	D8/89
D. 277,359	1/1985	Schiller	D8/89
D. 293,412	12/1987	Gonzales	D8/10
D. 319,953	9/1991	Macha	D8/98
D. 327,206	6/1992	Johnson	D8/89


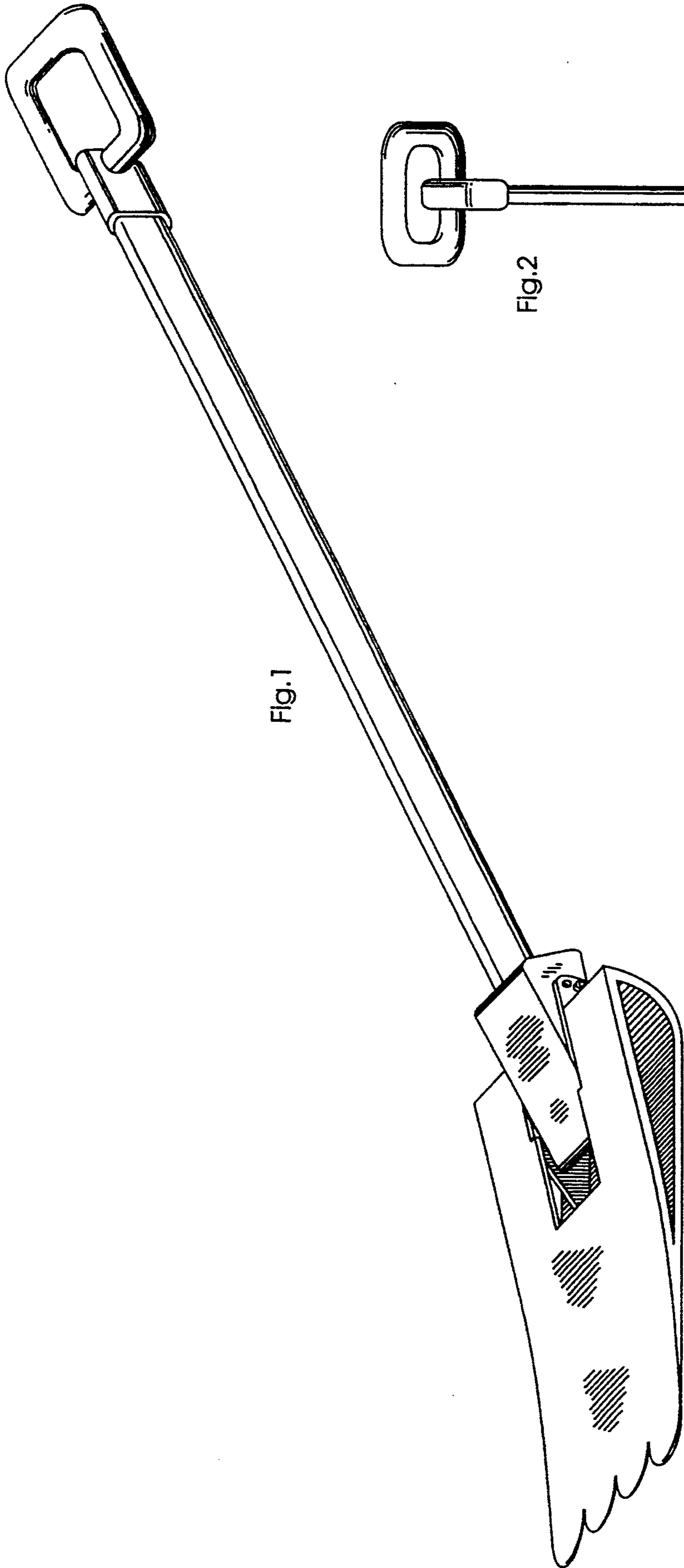
[57] **CLAIM**

The ornamental design for a shingle shovel, as shown and described.

DESCRIPTION

FIG. 1 is a perspective view of the shingle shovel showing my new design;
FIG. 2 is a rear elevational view thereof;
FIG. 3 is a side elevational view thereof;
FIG. 4 is a bottom plan view thereof; and,
FIG. 5 is an exploded perspective view thereof.





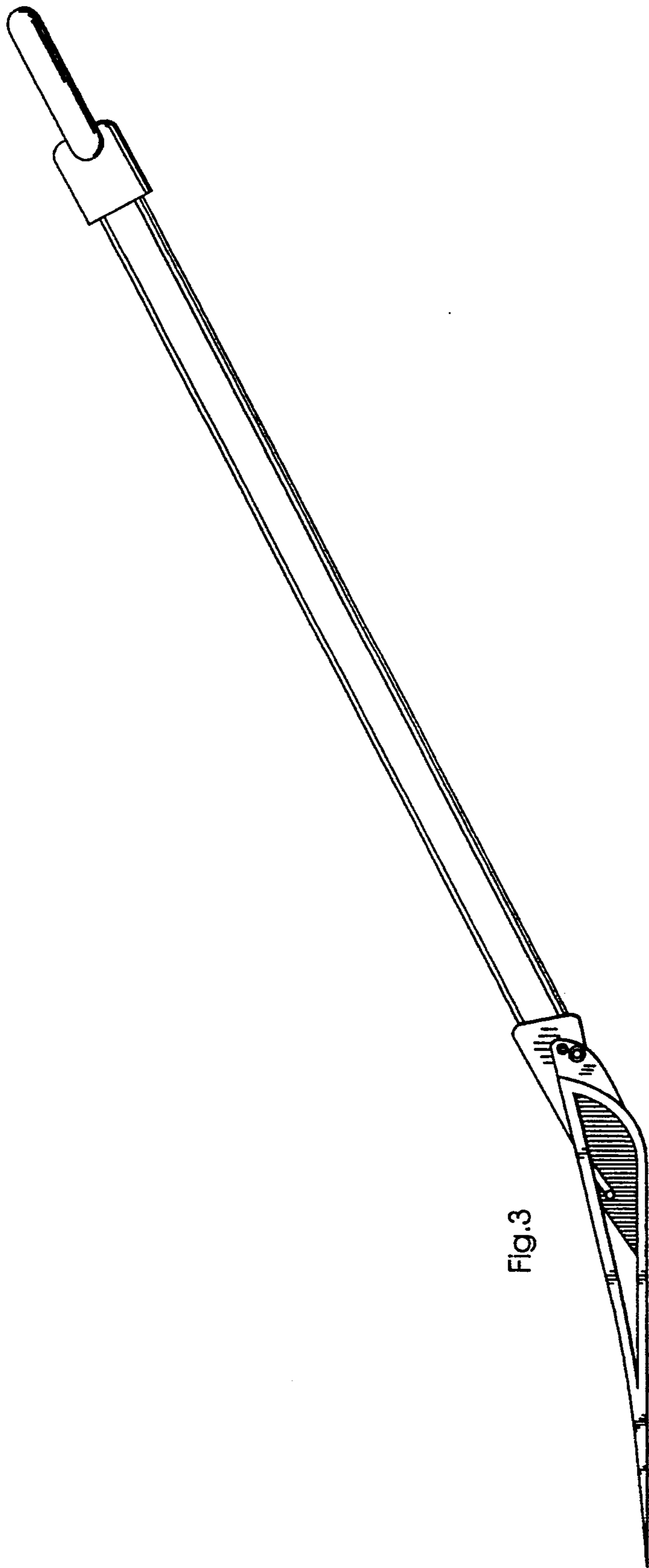


FIG. 3

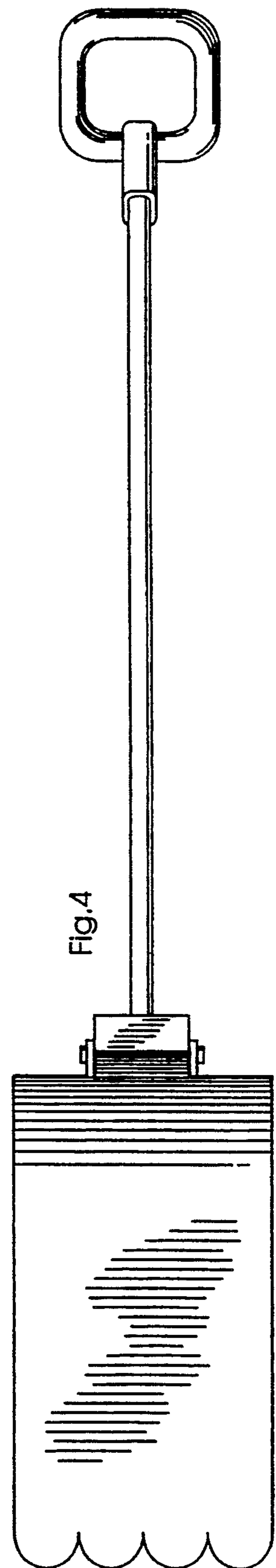


FIG. 4

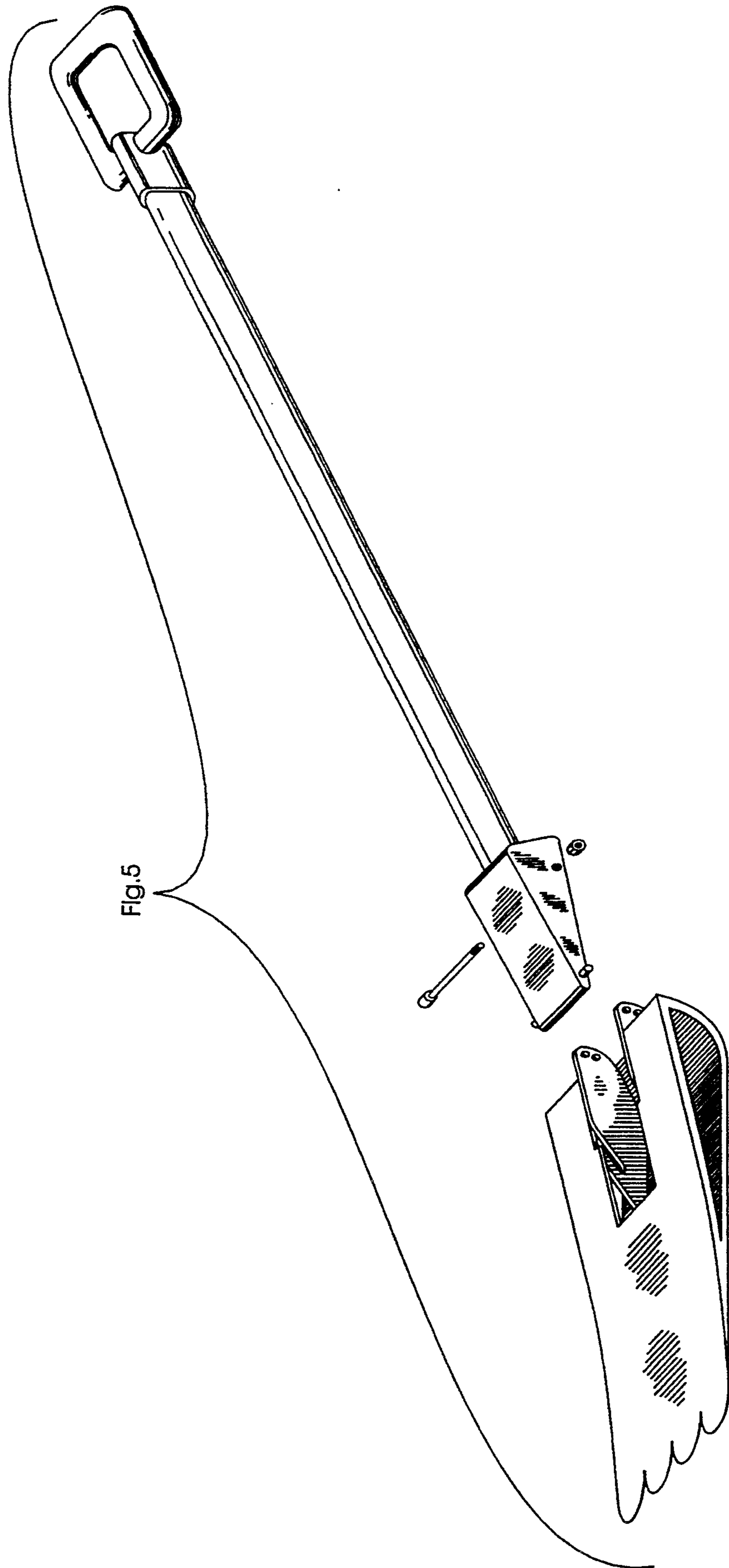


FIG.5