



US00D356470S

United States Patent [19]

[11] Patent Number: **Des. 356,470**

Burke, Jr.

[45] Date of Patent: **** Mar. 21, 1995**

[54] **HOUSEHOLD TRAY WITH A REMOVABLE BASE**

[76] Inventor: **Thomas C. Burke, Jr., 1031 Ridge Top Rd., Richmond, Va. 23229**

[**] Term: **14 Years**

[21] Appl. No.: **6,902**

[22] Filed: **Mar. 26, 1993**

[52] U.S. Cl. **D7/553; D7/550; D6/302; D6/301**

[58] Field of Search **D11/131, 155; D7/550, D7/354, 551, 552, 553, 554, 555, 409, 357, 624; 221/2.5; D6/511, 301, 302; 40/152; 206/557; D25/138, 140, 142, 152, 156**

[56] **References Cited**

U.S. PATENT DOCUMENTS

- D. 27,278 6/1897 Coles D7/554 X
- D. 87,358 7/1932 Ritter D6/307
- 118,380 8/1871 Monroe 40/152
- D. 132,314 5/1942 Melville D7/354
- 232,140 9/1880 Mason D6/511 X
- D. 242,198 11/1976 Geisler D6/511

- D. 259,983 7/1981 English D6/302
- D. 292,651 11/1987 Stratton D6/301
- D. 296,957 8/1988 Gordon et al. D6/301
- D. 337,208 7/1993 Reed D6/301
- 3,371,439 3/1968 Smith et al. D6/301 X
- 4,170,303 10/1979 Nolan 206/557
- 4,596,095 1/1986 Chalfant D25/138 X

Primary Examiner—Alan P. Douglas

Assistant Examiner—M. N. Pandozzi

[57] **CLAIM**

The ornamental design for a household tray with removable base, as shown.

DESCRIPTION

FIG. 1 is a perspective view of a household tray with removable base showing my new design in open position;

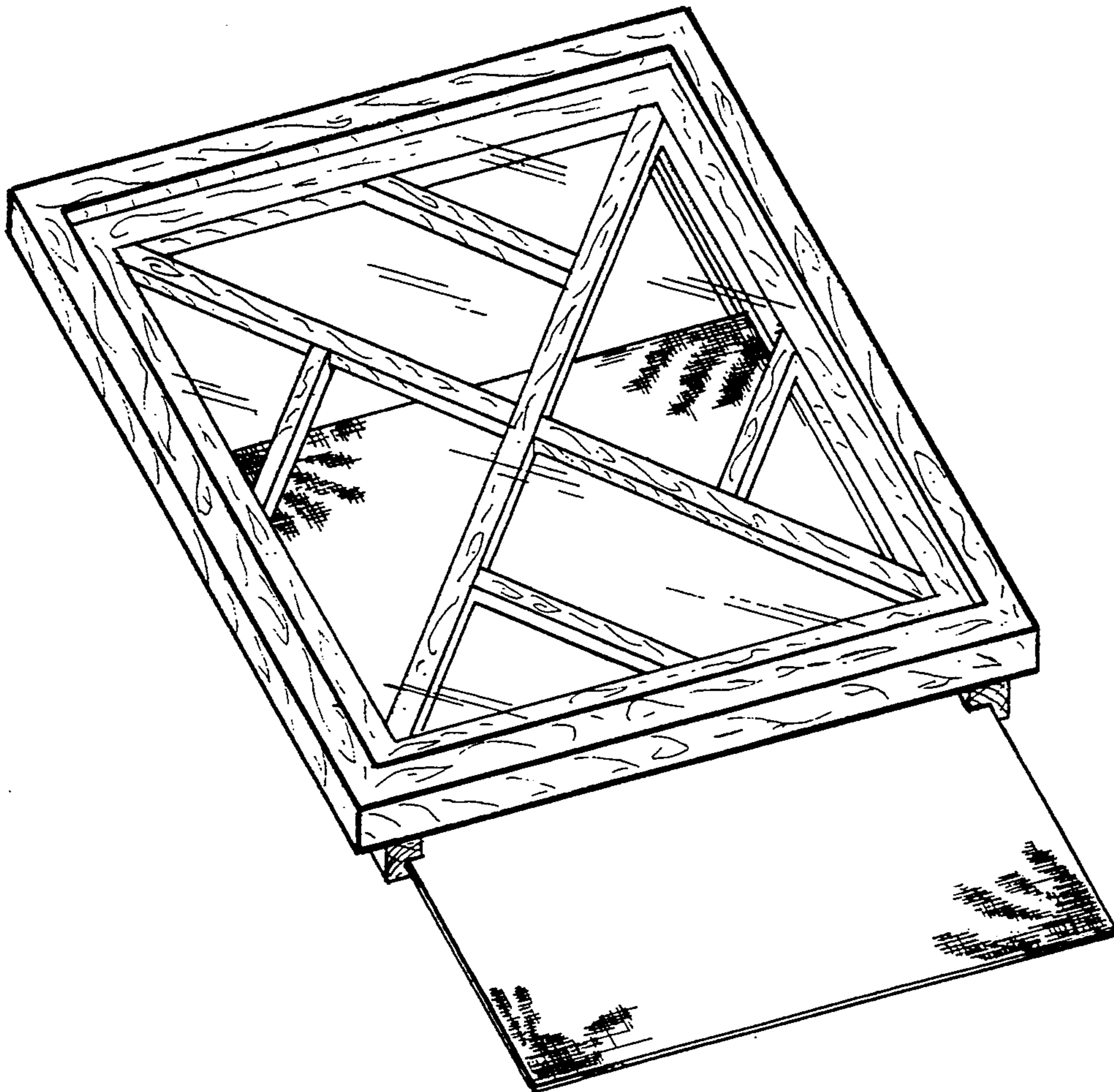
FIG. 2 is a top plan view thereof in closed position;

FIG. 3 is a bottom plan view; in closed position;

FIG. 4 is a partial cross sectional view taken along line 4—4 of FIG. 2;

FIG. 5 is a longitudinal cross sectional view taken along line 5—5 of FIG. 2; and,

FIG. 6 is a side elevational view thereof.



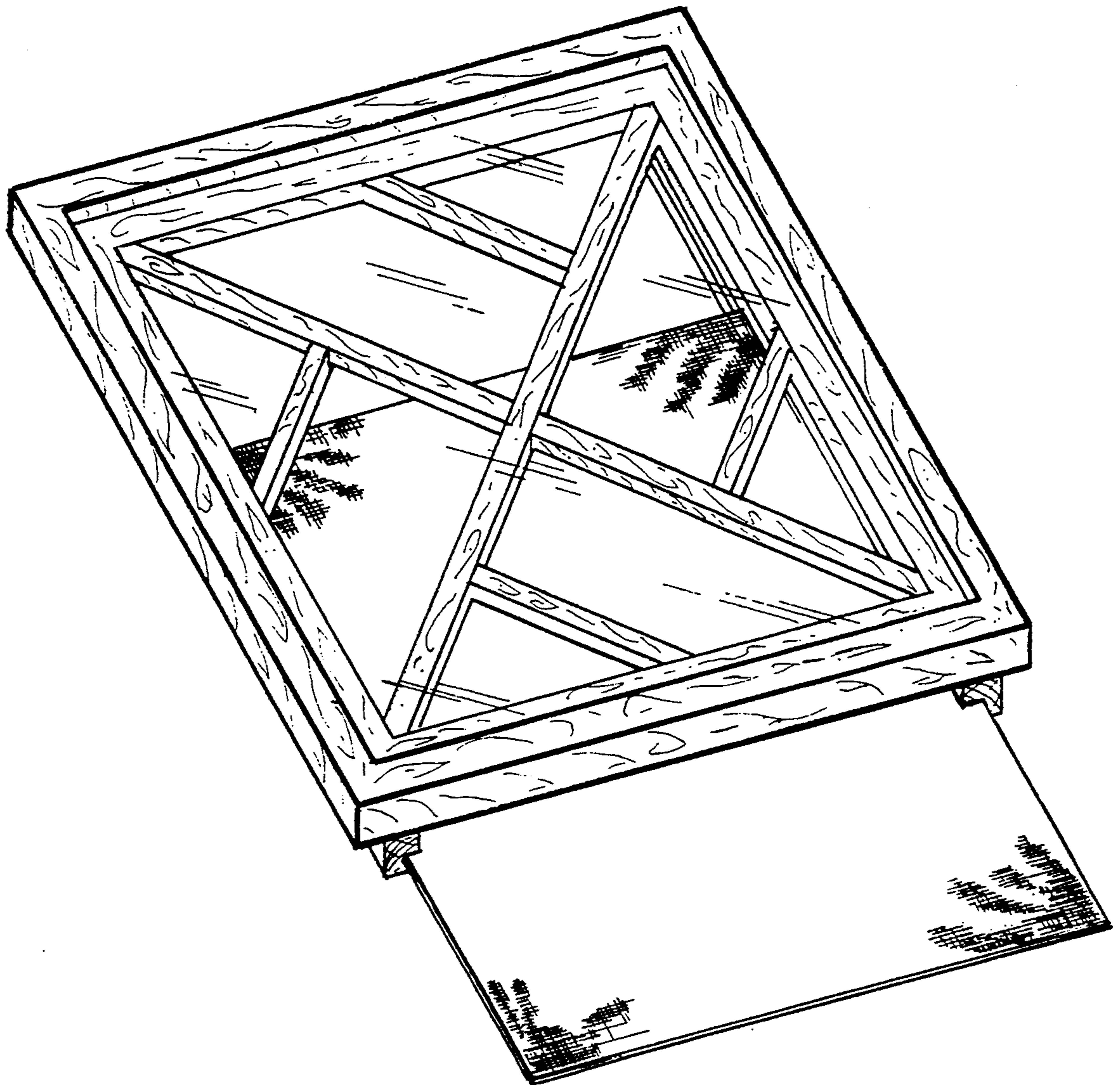


FIG. 1.

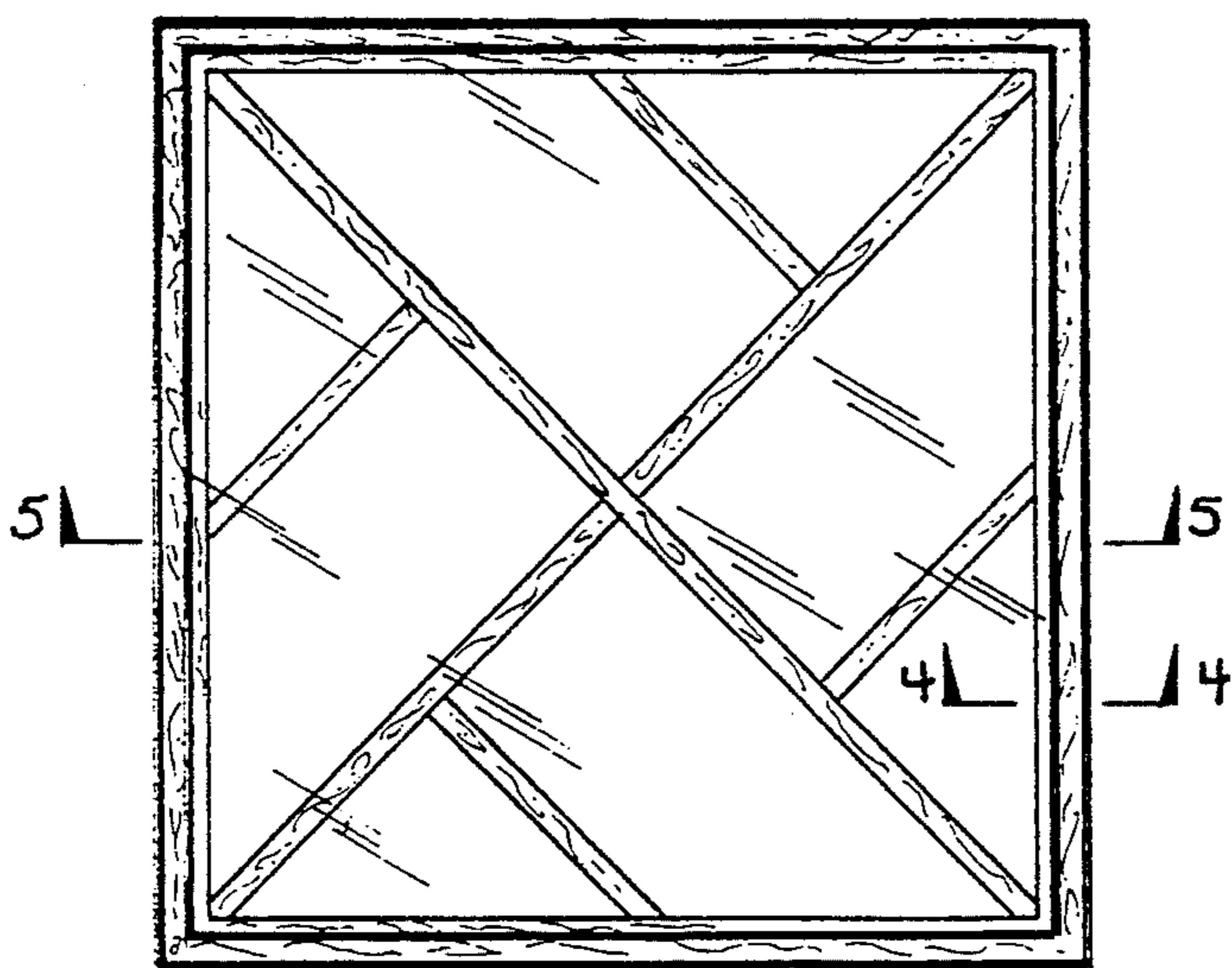


FIG. 2.

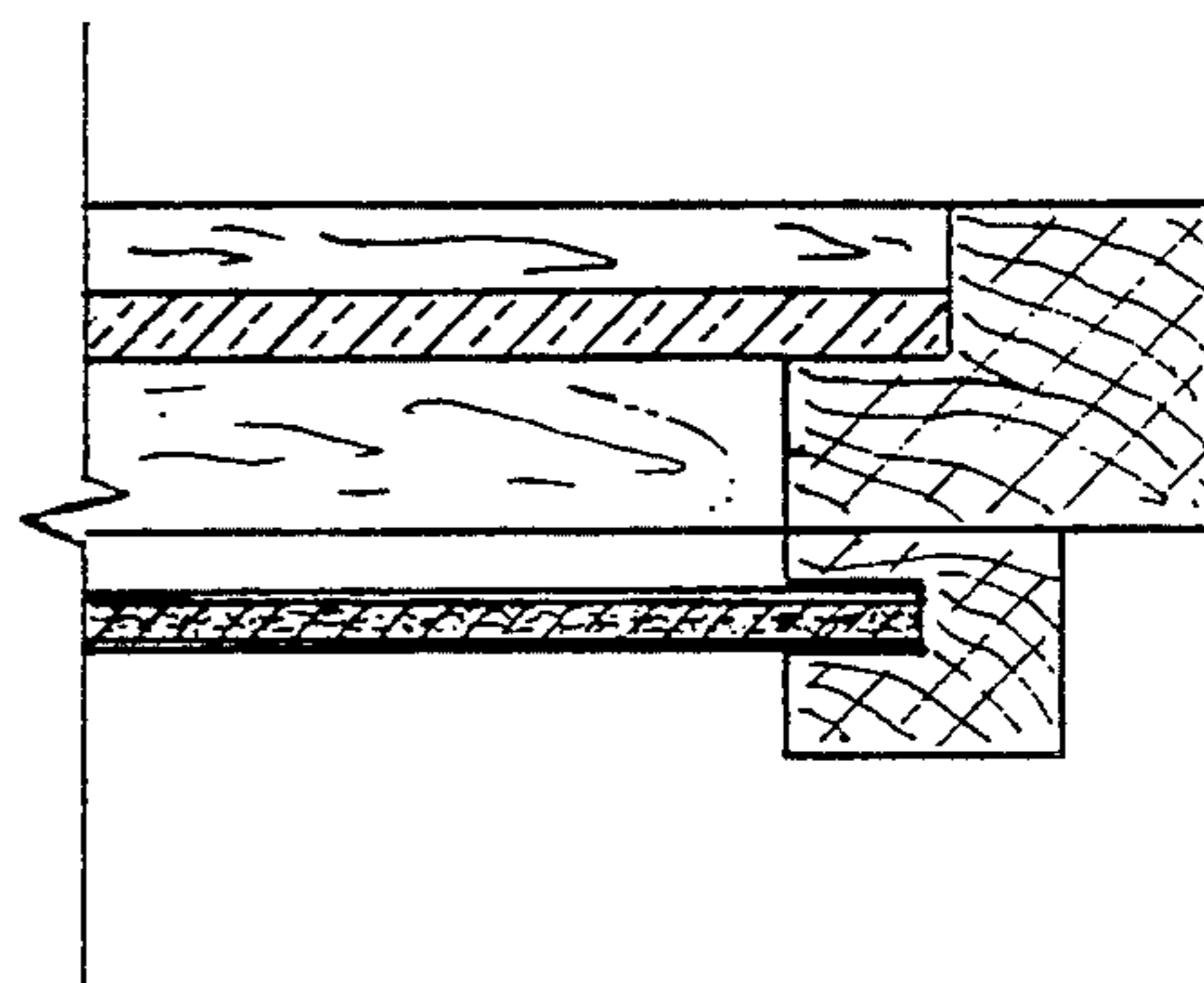


FIG. 4.




FIG. 3.




FIG. 5.




FIG. 6.