



US00D356461S

United States Patent [19]

[11] Patent Number: **Des. 356,461**

May et al.

[45] Date of Patent: **** Mar. 21, 1995**

[54] **PORTABLE STORAGE BIN**

[76] Inventors: **Robert J. May**, 18336 Woodland Meadows Dr.; **Robert Barnes**, 18324 Woodland Meadows Dr., both of Glencoe, Mo. 63038

[**] Term: **14 Years**

[21] Appl. No.: **16,396**

[22] Filed: **Dec. 16, 1993**

[52] U.S. Cl. **D6/567**

[58] Field of Search **D6/553, 567; D3/304, D3/314; 206/44 R, 349, 427; 211/13, 86, 113, 126**

[56] **References Cited**

U.S. PATENT DOCUMENTS

- D. 185,897 8/1959 Stark D6/574
- D. 234,447 3/1975 Johns D6/572
- 4,687,904 8/1987 Allsop et al. 206/44 R

Primary Examiner—Brian N. Vinson
Attorney, Agent, or Firm—Polster, Lieder, Woodruff & Lucchesi

[57] **CLAIM**

The ornamental design for a portable storage bin, as shown and described.

DESCRIPTION

FIG. 1 is a perspective view of the portable storage bin illustrating our new design, the wall studs and bin contents are shown in phantom to illustrate environment and are not part of the invention as claimed;

FIG. 2 is a front elevational view of the storage bin of the present invention;

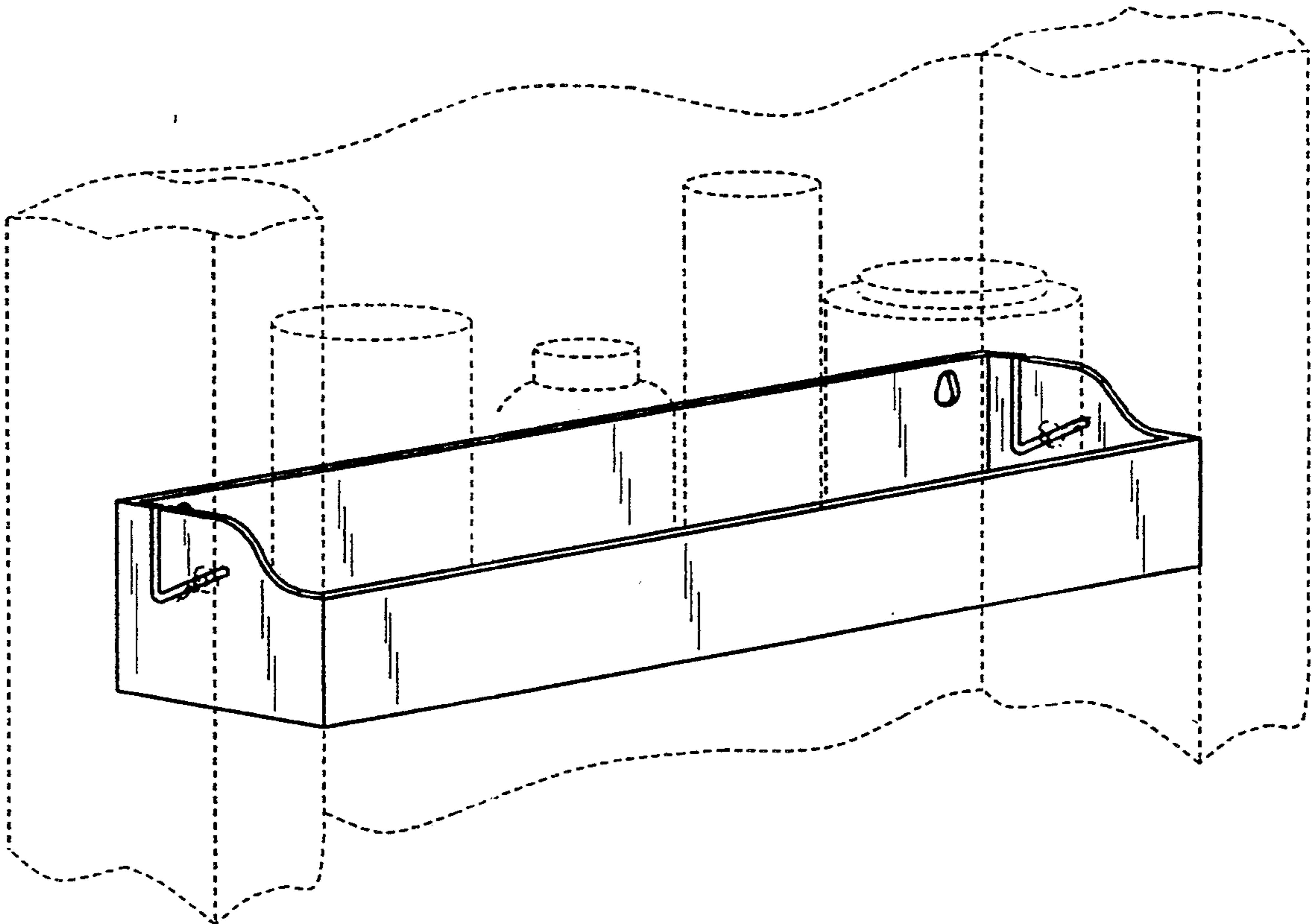
FIG. 3 is a rear elevational view thereof;

FIG. 4 is an end plan thereof;

FIG. 5 is an end plan thereof, illustrating the end opposite the end shown in FIG. 4;

FIG. 6 is a top plan thereof; and,

FIG. 7 is a bottom plan thereof.



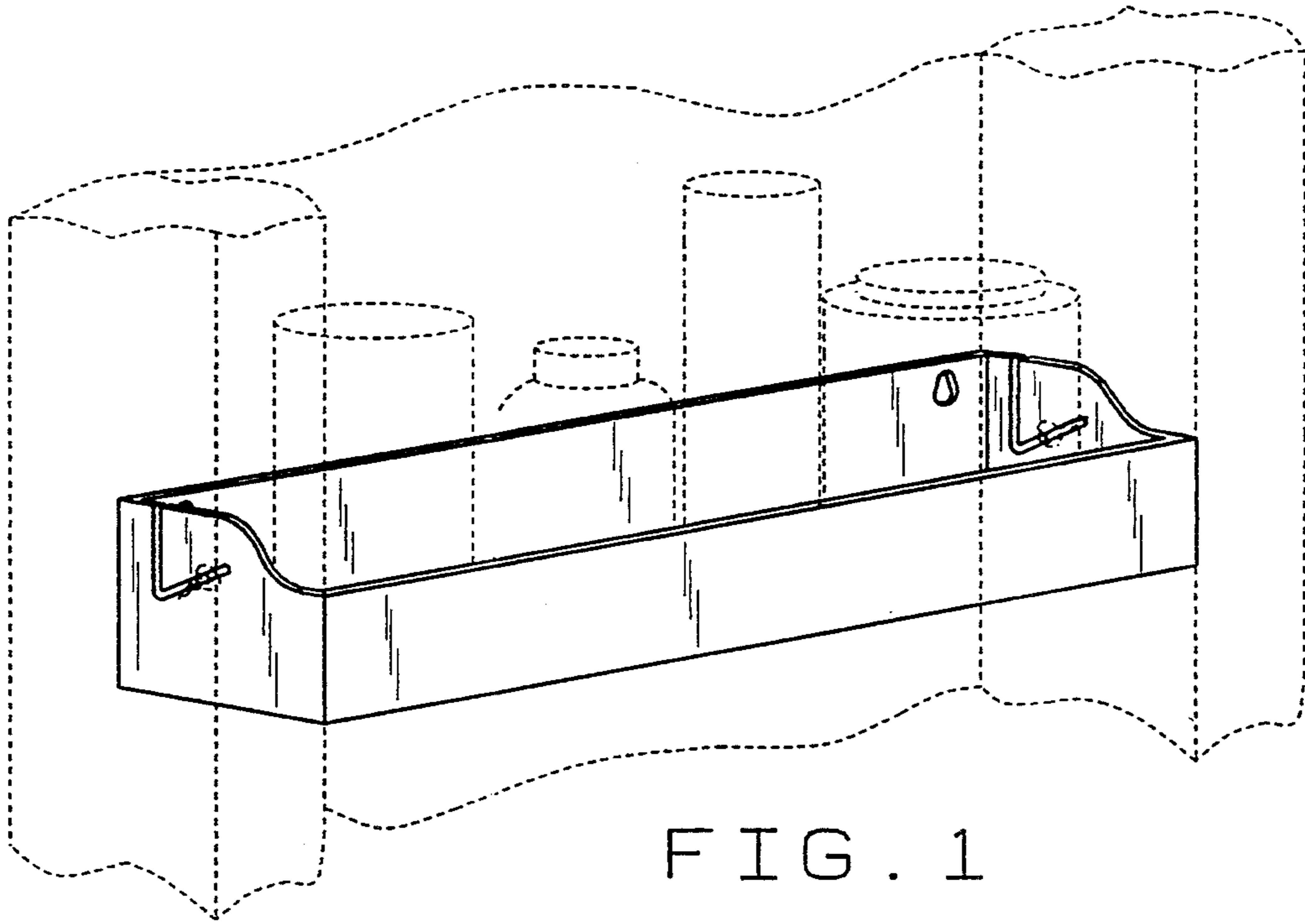


FIG. 1

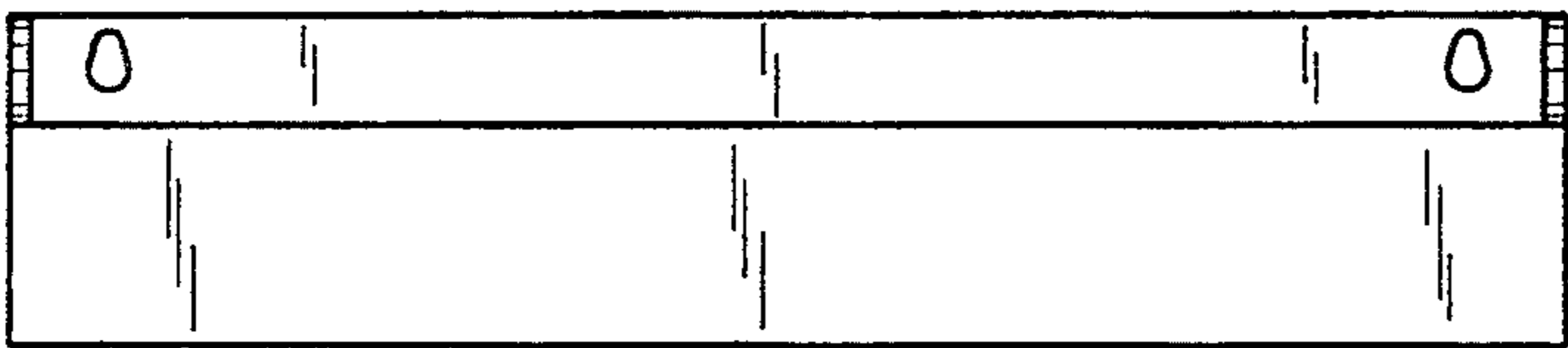


FIG. 2

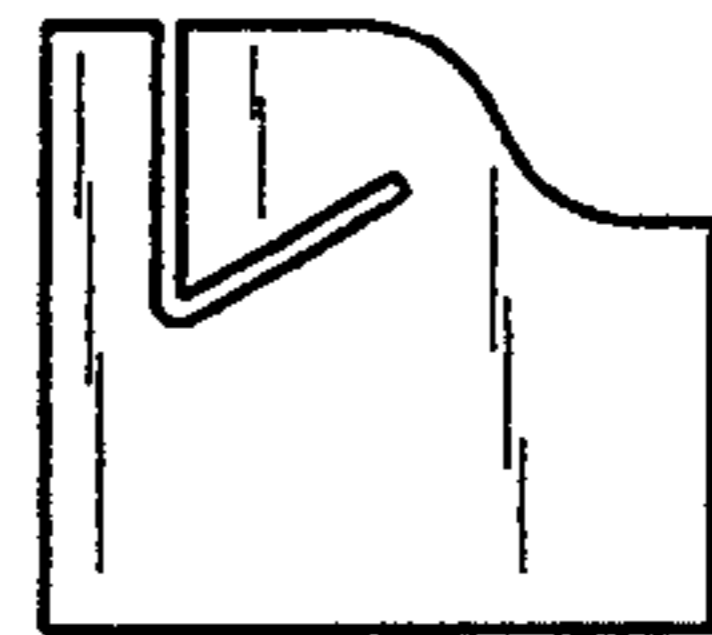


FIG. 4




FIG. 3

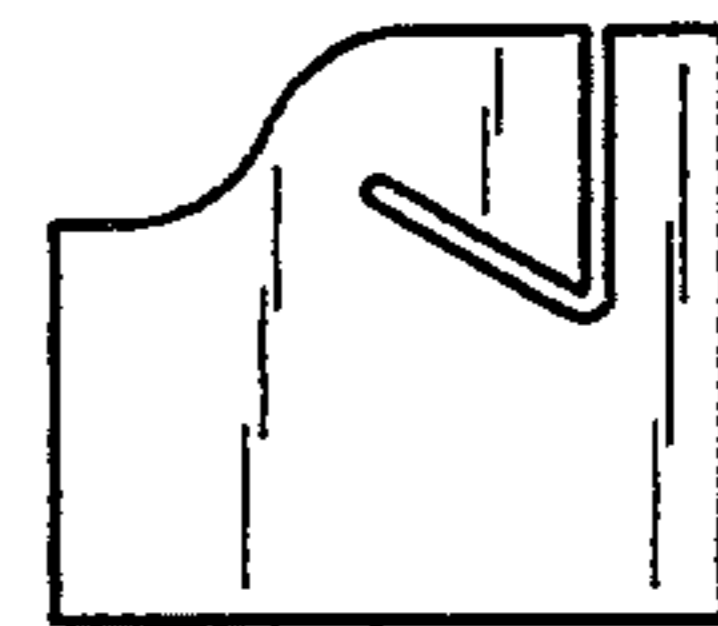


FIG. 5




FIG. 6




FIG. 7