



US00D356445S

United States Patent [19]

[11] Patent Number: Des. 356,445

Hoagland

[45] Date of Patent: ** Mar. 21, 1995

[54] HAND AND FINGERNAIL CLEANING BRUSH HANDLE

3,387,313	6/1968	Smith et al.	15/111
3,467,978	9/1969	Golden	15/111
3,966,335	6/1976	Abramson	15/167.3 X
4,479,277	10/1984	Gilman et al.	15/111
4,757,571	7/1988	Young	15/167.3

[75] Inventor: Mary M. Hoagland, Cincinnati, Ohio

[73] Assignee: Vining Industries, Inc., Springfield, Ohio

[**] Term: 14 Years

Primary Examiner—Wallace R. Burke
Assistant Examiner—Lavone D. Tabor
Attorney, Agent, or Firm—Panitch Schwarze Jacobs & Nadel

[21] Appl. No.: 3,516

[57] CLAIM

[22] Filed: Jan. 11, 1993

The ornamental design for a hand and fingernail cleaning brush handle, as shown and described.

[52] U.S. Cl. D4/138; D4/116; D4/129

DESCRIPTION

[58] Field of Search D4/116, 118, 129-130, D4/134, 138; D32/42, 52; 15/105, 111, 113, 143.1, 146, 159.1, 160, 167.3

FIG. 1 is an enlarged front, top, left perspective view of the hand and fingernail cleaning brush handle embodying my new design;

[56] References Cited

U.S. PATENT DOCUMENTS

D. 126,041	3/1941	Cosby	D4/129
D. 153,413	4/1949	Baumgartner	D4/130
D. 236,071	7/1975	Zemke	D32/52
D. 282,604	2/1986	Whitaker	D4/118
D. 291,029	7/1987	Purvis et al.	D4/118
D. 329,752	9/1992	Murphy et al.	D4/129
2,439,922	4/1948	Chappell et al.	15/167.3

FIG. 2 is a reduced top plan view thereof;

FIG. 3 is a right side elevational view thereof;

FIG. 4 is a bottom plan view thereof;

FIG. 5 is a rear elevational view thereof; and,

FIG. 6 is a front elevational view thereof.

The left side elevational view is not shown, but is the mirror image of the right elevational view of FIG. 3. The broken line showing of bristles is for illustrative purposes only and forms no part of the claimed design.

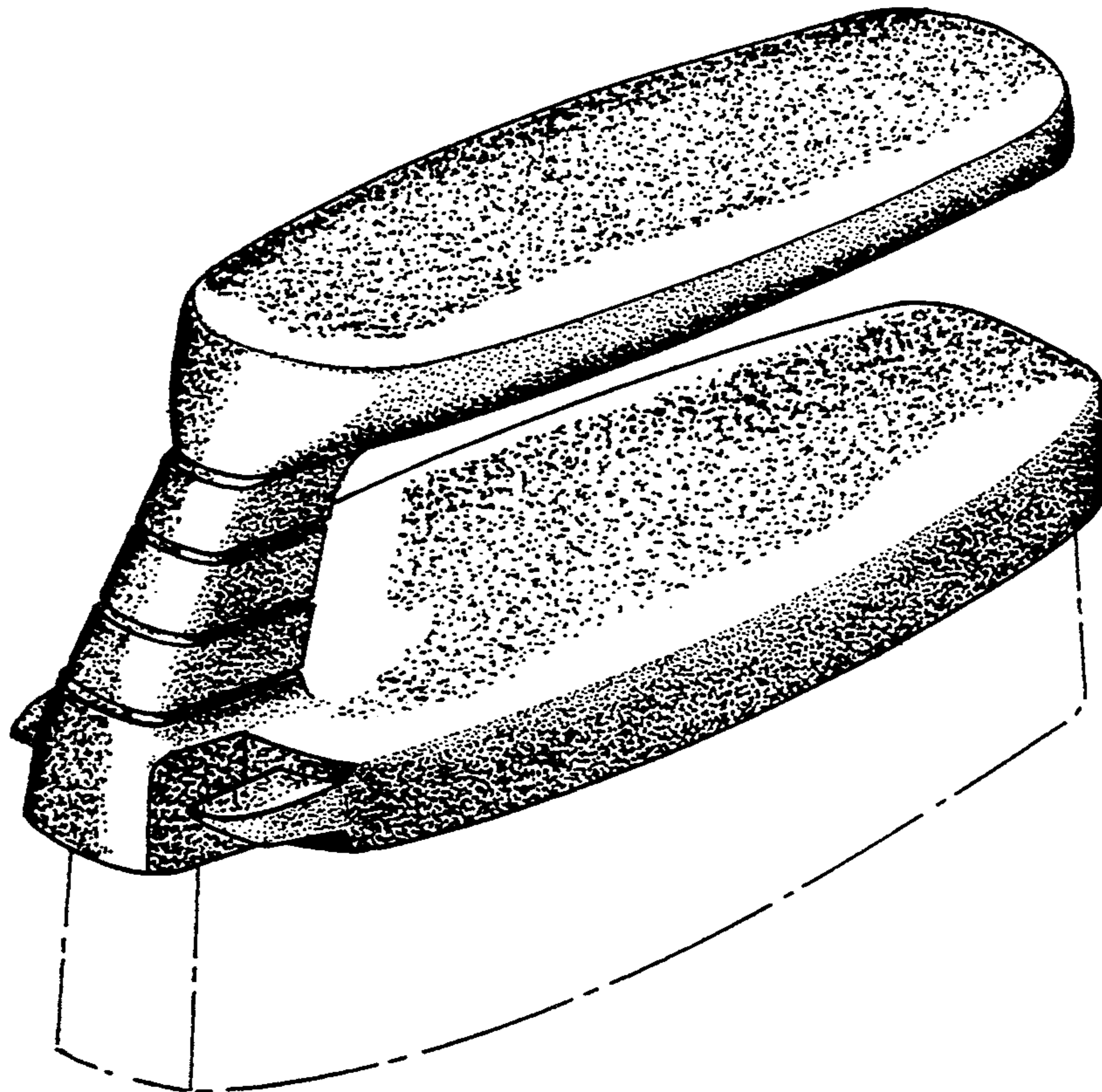


Fig. 1

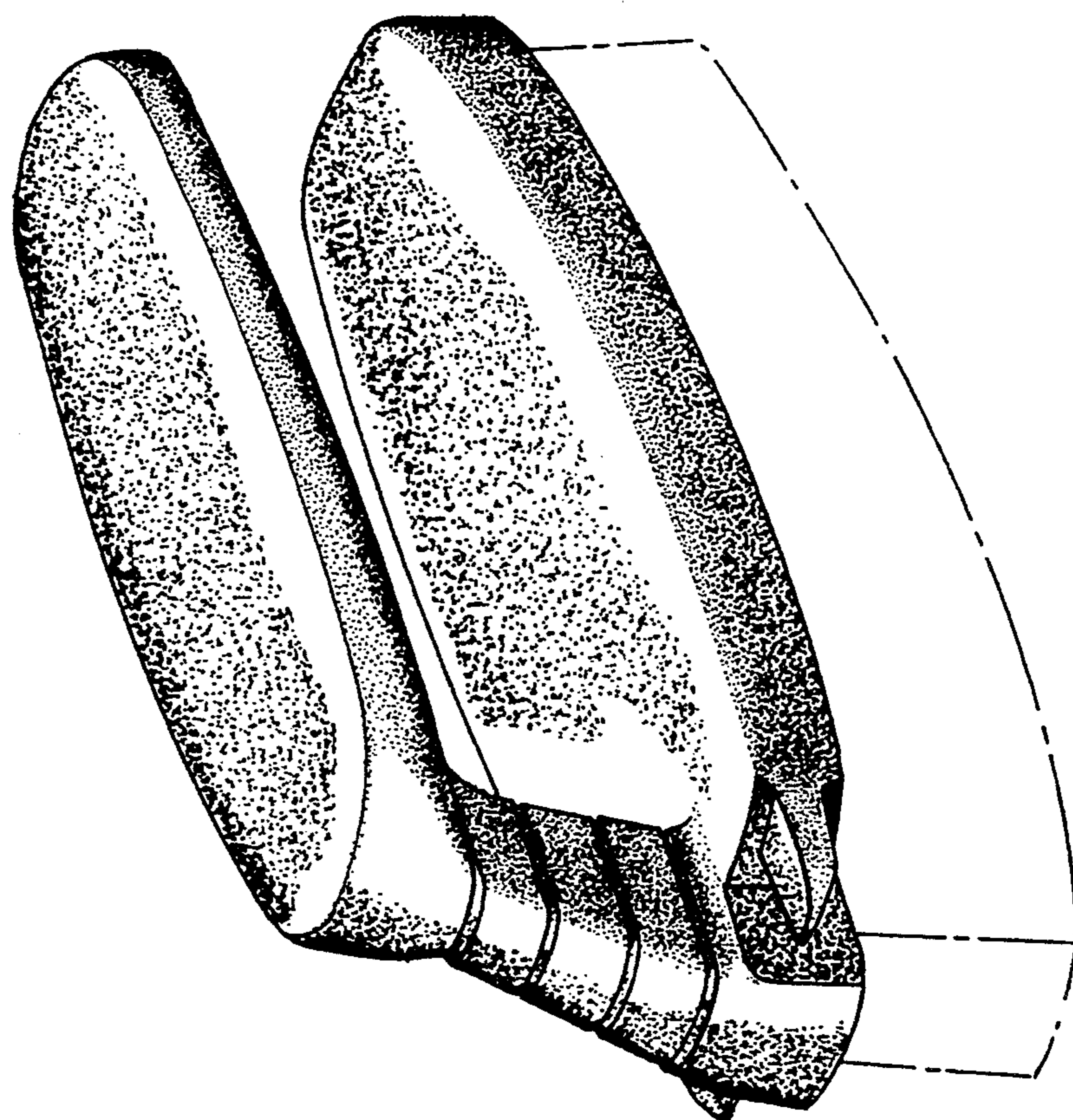


Fig. 2




Fig. 5




Fig. 6

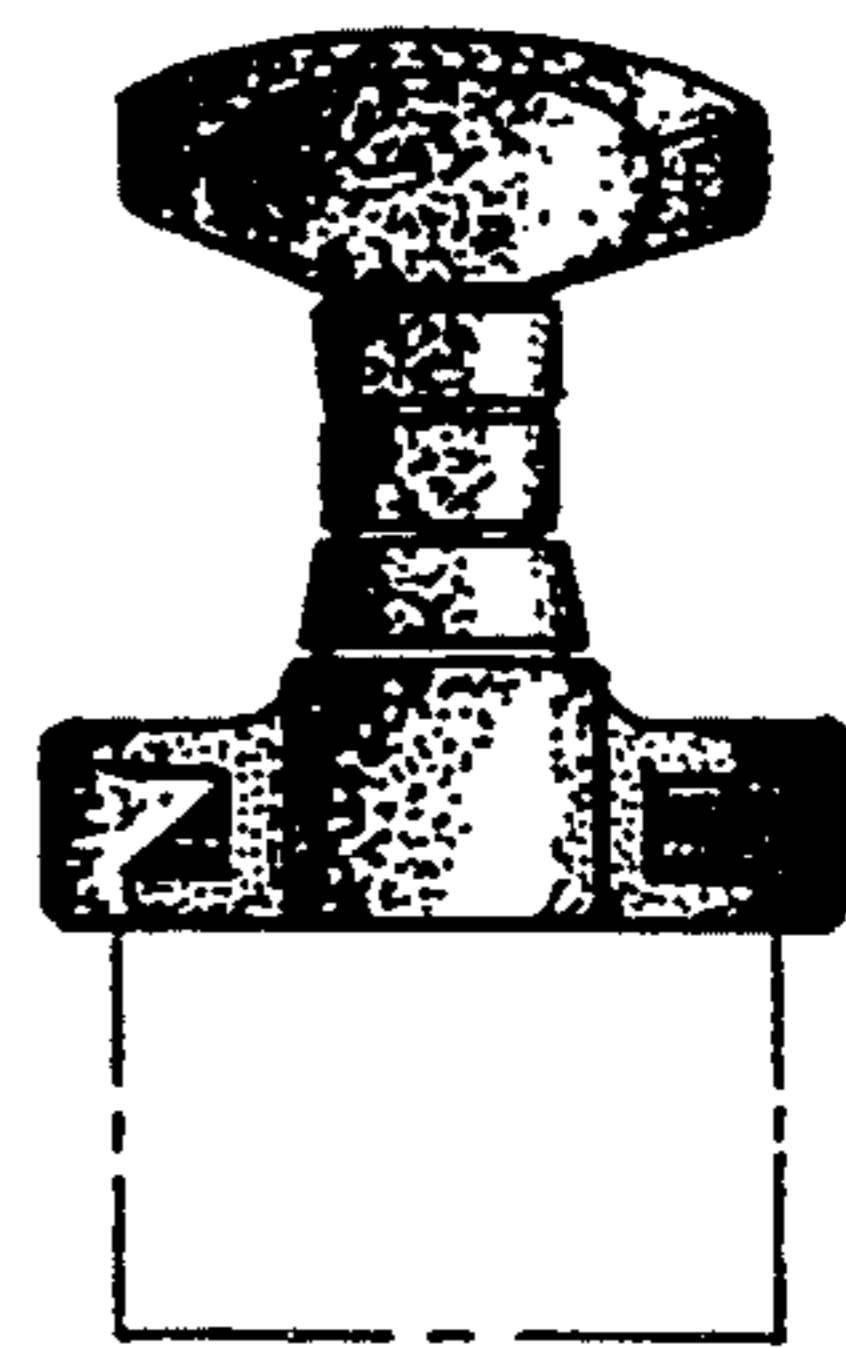


Fig. 3

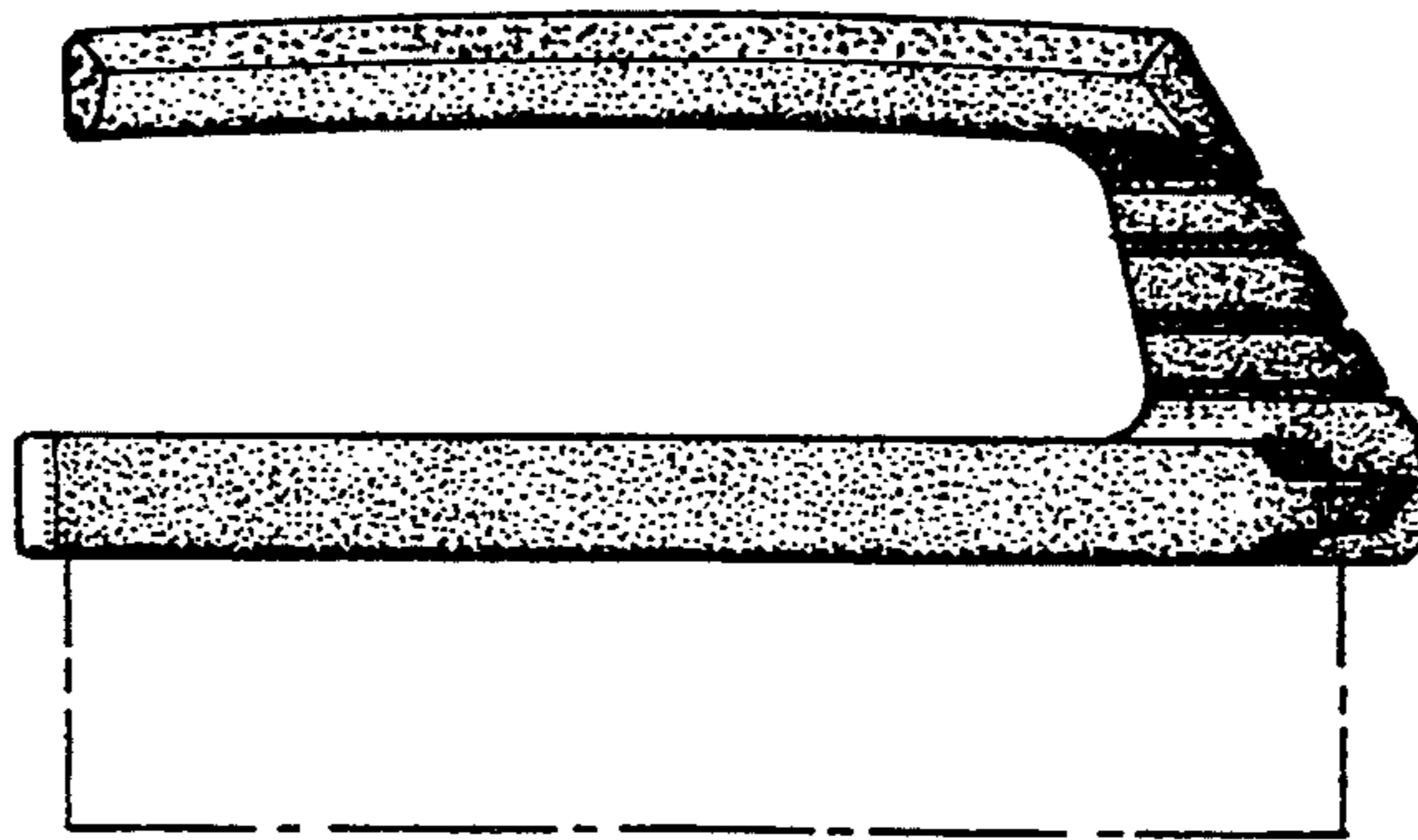


Fig. 4

