



US00D356441S

**United States Patent** [19]  
**Scheller**

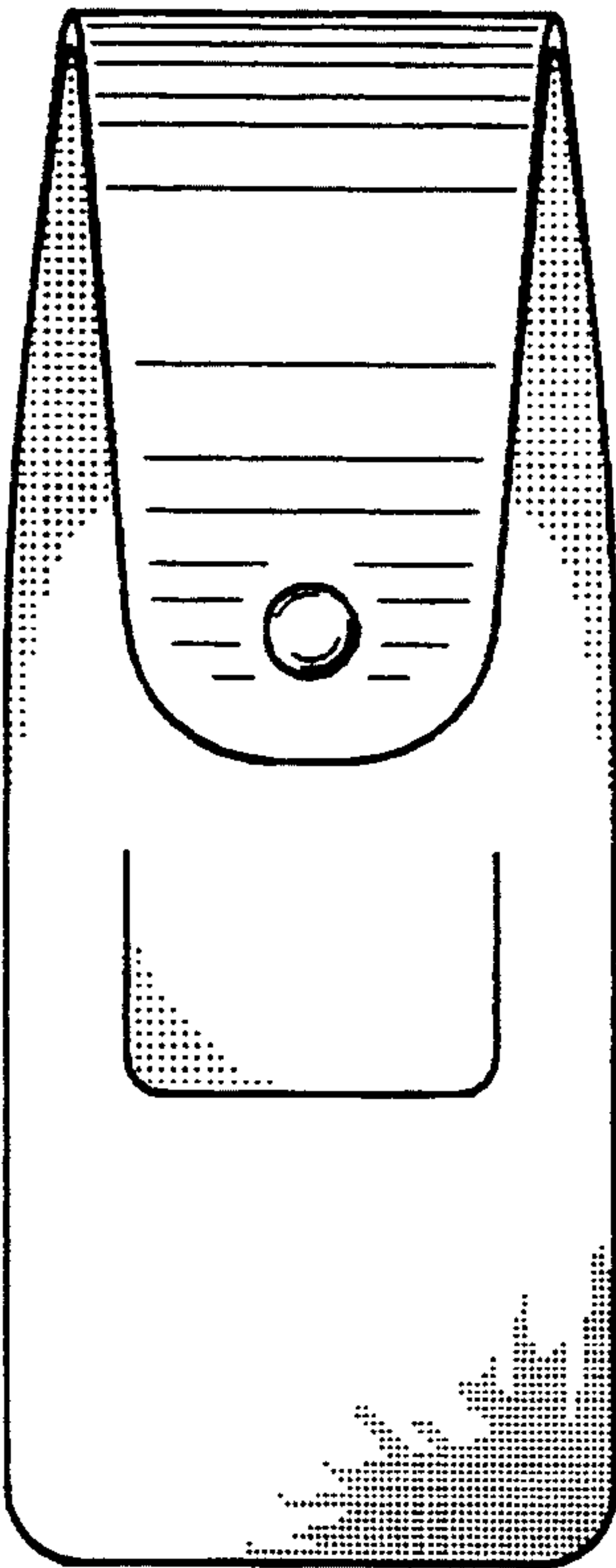
[11] **Patent Number: Des. 356,441**  
[45] **Date of Patent: \*\* Mar. 21, 1995**

[54] **BELT ATTACHED SUPPORT**  
[76] **Inventor: Terry Scheller, 216 Pleasant St.,  
Newton, Mass. 02159**  
[\*\*] **Term: 14 Years**  
[21] **Appl. No.: 9,029**  
[22] **Filed: Jun. 4, 1993**  
[52] **U.S. Cl. .... D3/228; D3/215;  
D3/221**  
[58] **Field of Search .... D3/215, 218, 221, 226,  
D3/228; D6/546; 224/163, 232, 253, 226, 234,  
249, 255, 904; 211/60.1; 248/309.1**  
[56] **References Cited**  
**U.S. PATENT DOCUMENTS**  
D. 293,979 2/1988 Lynn ..... D3/102  
2,469,386 5/1949 Hanson ..... 224/249

4,957,232 9/1990 Sprague ..... 224/253  
*Primary Examiner*—A. Hugo Word  
*Assistant Examiner*—Catherine R. Oliver  
*Attorney, Agent, or Firm*—John M. Brandt

[57] **CLAIM**  
The ornamental design for the belt attached support, as  
shown and described.

**DESCRIPTION**  
FIG. 1 is a front elevational view;  
FIG. 2 is a side elevational view as seen from the left  
side of FIG. 1;  
FIG. 3 is a side elevational view as seen from the right  
side of FIG. 1;  
FIG. 4 is a rear elevational view;  
FIG. 5 is a top plan view; and,  
FIG. 6 is a bottom plan view.



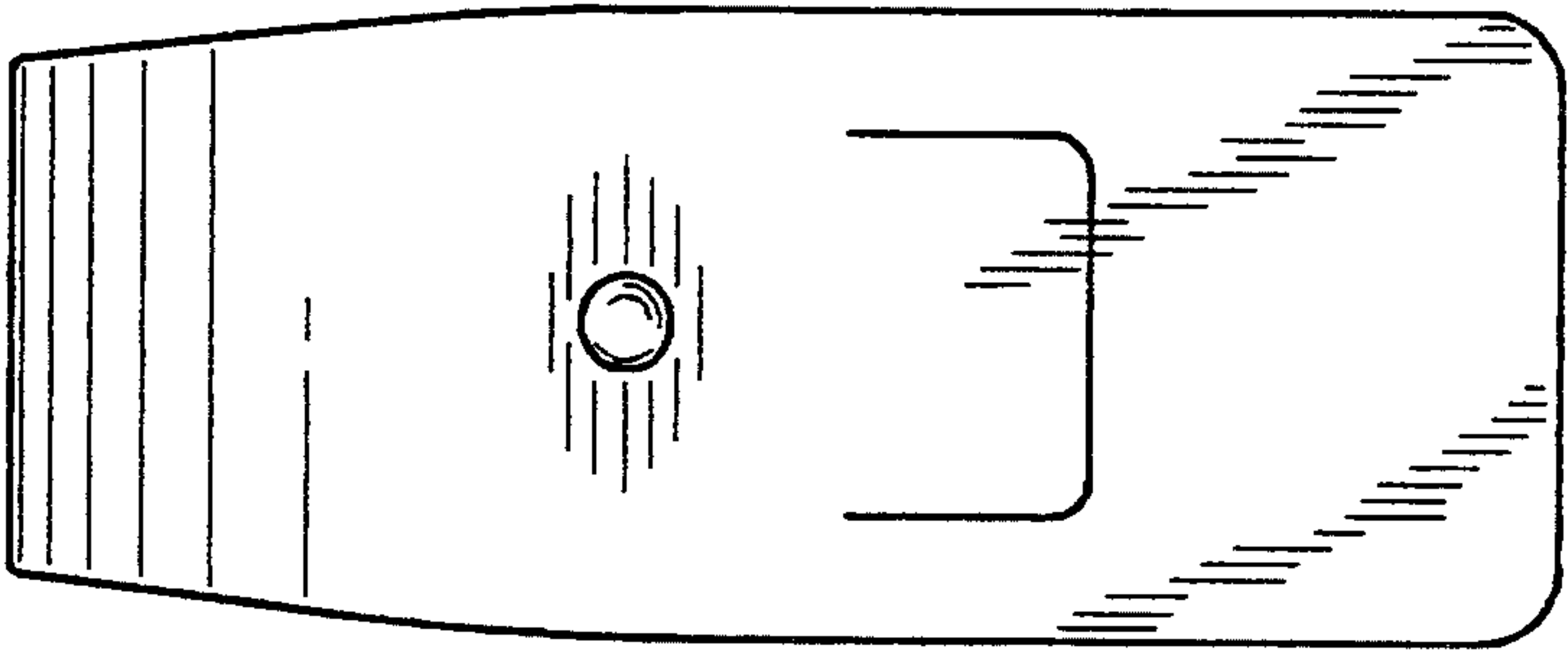


FIG. 1




FIG. 2

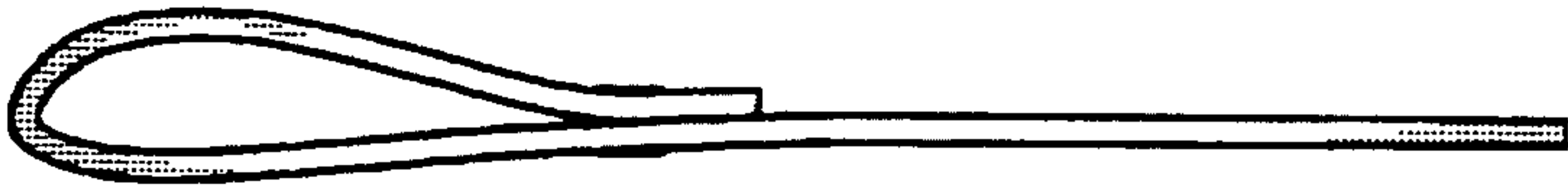


FIG. 3

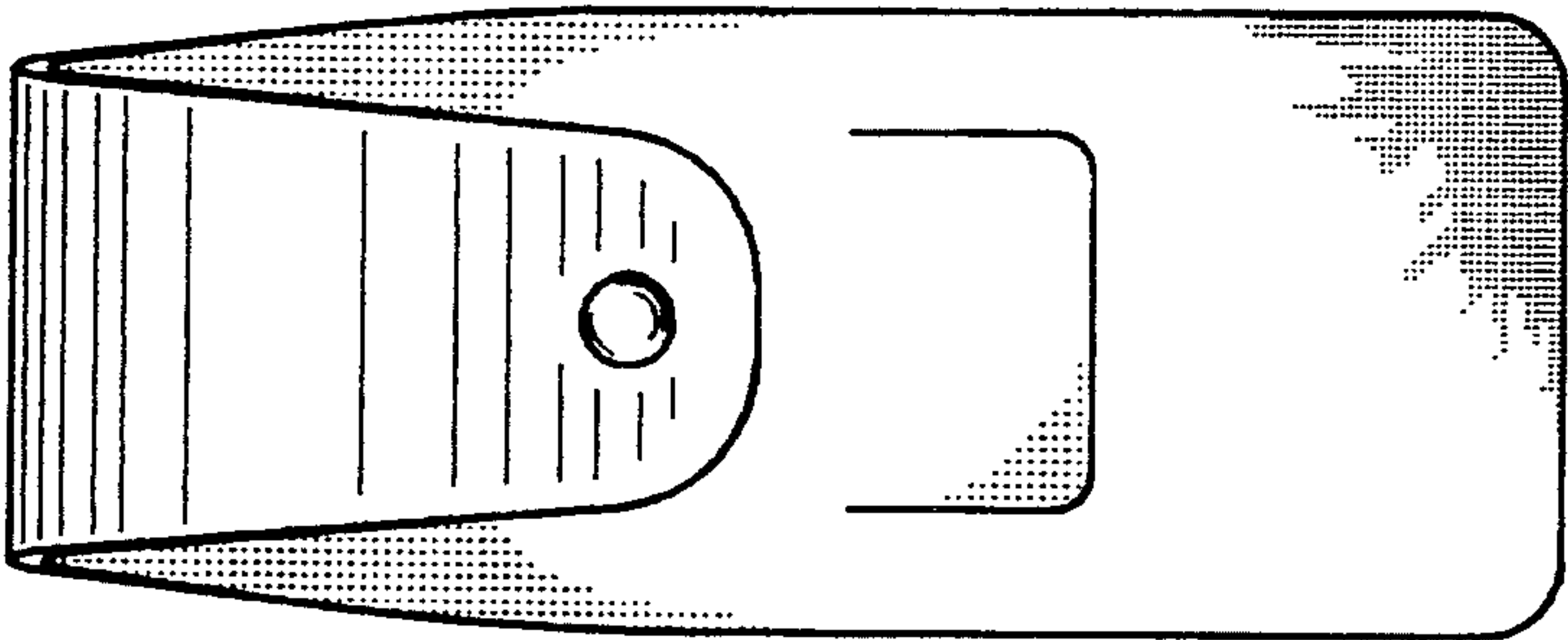


FIG. 4



FIG. 5



FIG. 6