



US00D356382S

United States Patent [19] Jaksich

[11] Patent Number: **Des. 356,382**

[45] Date of Patent: **** Mar. 14, 1995**

[54] **FLUORESCENT LIGHT FIXTURE**

4,858,088 8/1989 Agabekov .
4,945,461 7/1990 Crates .

[75] Inventor: **Milenko Jaksich**, Camarillo, Calif.

FOREIGN PATENT DOCUMENTS

[73] Assignee: **Thin-Lite Corporation**, Camarillo, Calif.

454253 3/1929 Germany 362/219

[**] Term: **14 Years**

Primary Examiner—Susan J. Lucas
Attorney, Agent, or Firm—Fulwider, Patton, Lee & Utecht

[21] Appl. No.: **688,814**

[57] CLAIM

[22] Filed: **Apr. 22, 1991**

The ornamental design for a fluorescent light fixture, as shown and described.

[52] U.S. Cl. **D26/75**

[58] Field of Search **D26/75-78;**
362/147, 226, 216, 217, 219, 220, 222, 223, 224

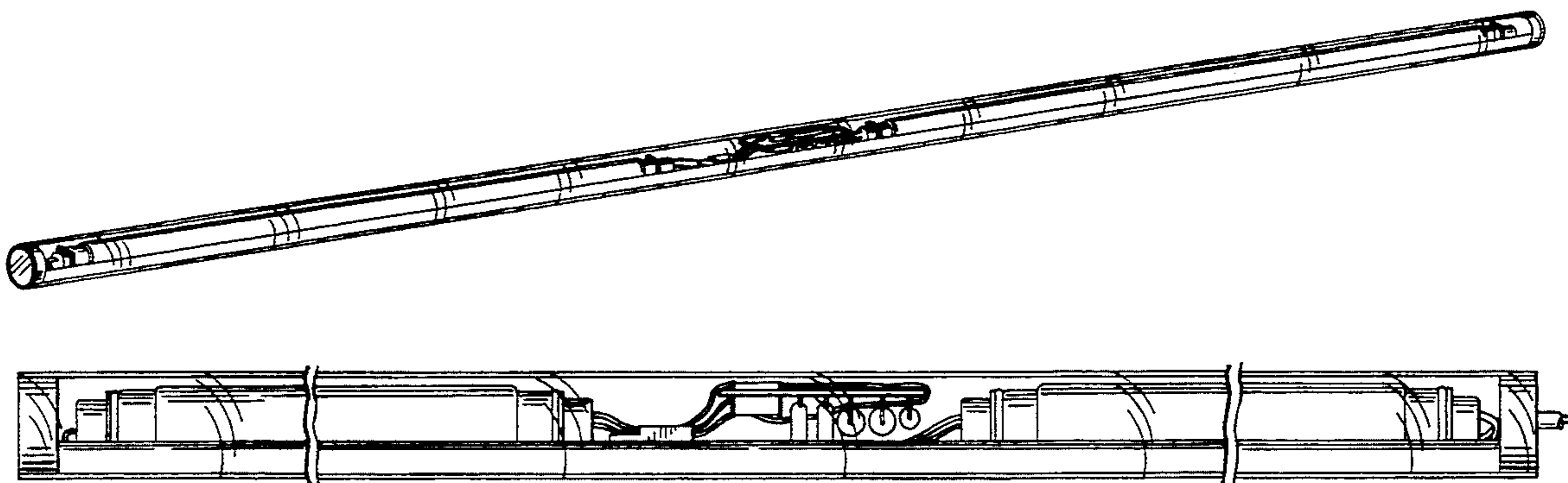
DESCRIPTION

[56] References Cited

U.S. PATENT DOCUMENTS

- D. 136,570 10/1943 Stephens .
- 2,099,020 11/1937 Ducer .
- 2,347,174 4/1944 Cross .
- 2,703,836 3/1955 Minogue .
- 2,849,598 8/1958 Lipscomb .
- 3,136,489 6/1964 Oharenko .
- 3,248,533 4/1966 Mathis .
- 3,833,801 9/1974 Trevithick 362/222
- 3,869,606 3/1975 Fordsmand .
- 4,156,893 5/1979 Baake .
- 4,161,769 7/1979 Elliott .
- 4,345,305 8/1982 Kolm .

FIG. 1 is a top, front perspective view of a fluorescent light fixture showing my new design;
 FIG. 2 is a fragmentary front elevational view thereof on an enlarged scale;
 FIG. 3 is a fragmentary top plan view thereof on an enlarged scale;
 FIG. 4 in a bottom plan view thereof on an enlarged scale;
 FIG. 5 is a left hand end elevational view thereof on an enlarged scale; and,
 FIG. 6 is a right hand end elevational view thereof on an enlarged scale.
 The light in FIGS. 2, 3, 4, and 5 is broken away for convenience of illustration.



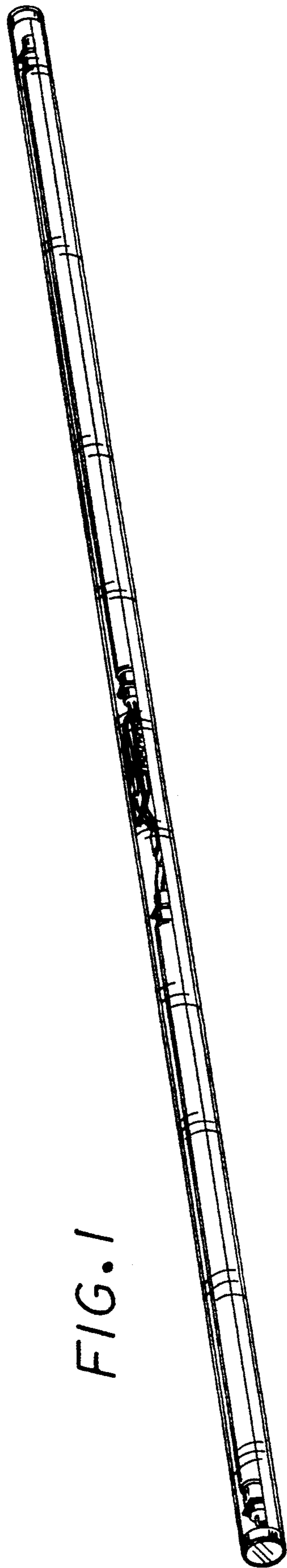


FIG. 2



FIG. 3

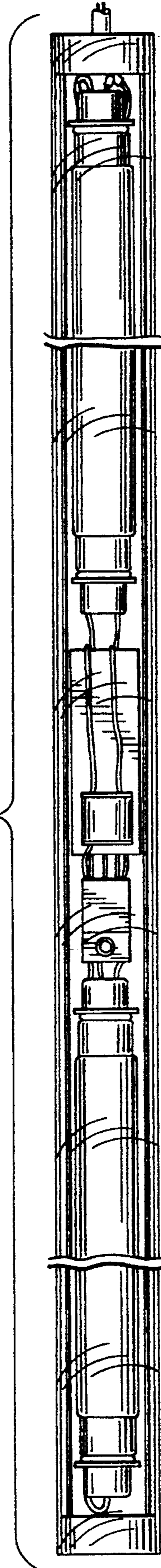


FIG. 4

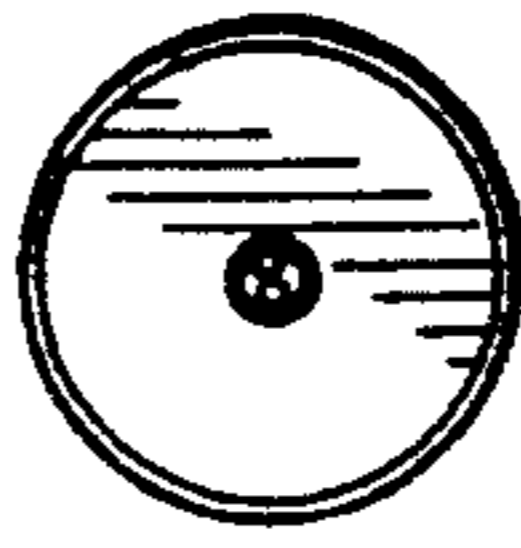
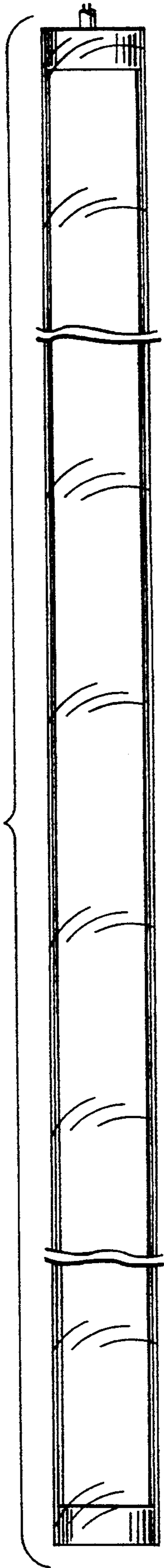


FIG. 6

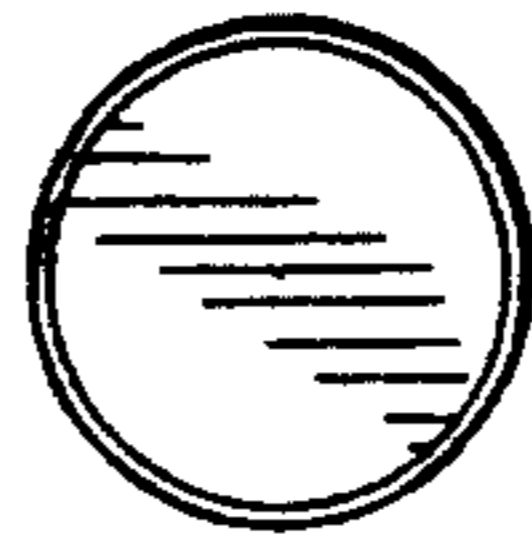


FIG. 5