



US00D356380S

# United States Patent [19]

[11] Patent Number: **Des. 356,380**

Reinklou

[45] Date of Patent: **\*\* Mar. 14, 1995**

[54] SAFETY NET TO BE ATTACHED TO GUARD RAIL POSTS ON A BUILDING CONSTRUCTION

4,129,197 12/1978 Preston ..... 182/112  
4,787,475 11/1988 Arteau et al. .... 256/DIG. 6  
4,805,735 2/1989 Anderson ..... 182/138  
4,869,343 9/1989 Anderson ..... 182/113

[75] Inventor: **Lars-Anders Reinklou, Nälden, Sweden**

*Primary Examiner—Doris Clark  
Attorney, Agent, or Firm—Young & Thompson*

[73] Assignee: **Reinklou Innovation AB, Follinge, Sweden**

[57] **CLAIM**

[\*\*] Term: **14 Years**

The ornamental design for a a safety net to be attached to guard rail posts on a building construction, as shown and described.

[21] Appl. No.: **9,002**

[22] Filed: **Jun. 4, 1993**

**DESCRIPTION**

[52] U.S. Cl. .... **D25/53; D25/62**

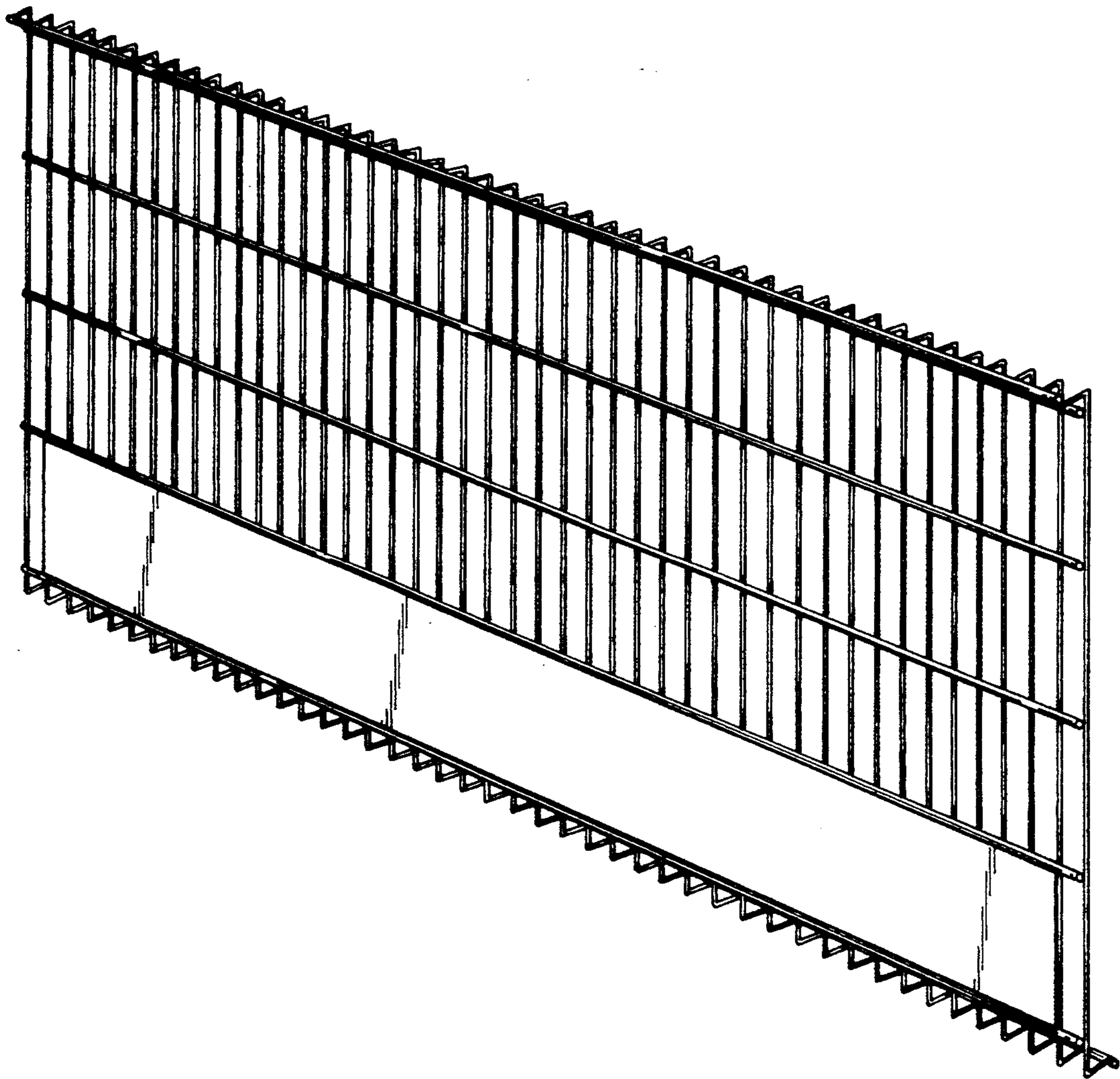
[58] Field of Search ..... **D25/53, 62, 152-157; 256/DIG. 6, 45; 182/112, 113, 137-139; 52/660, 663, 664; 295/1, 2**

FIG. 1 is a perspective view of a a safety net to be attached to guard rail posts on a building construction, showing my new design;  
FIG. 2 is a front elevational view thereof;  
FIG. 3 is a rear elevational view thereof;  
FIG. 4 is a side elevational view thereof; the side opposite thereof is identical thereto;  
FIG. 5 is a top plan thereof; and,  
FIG. 6 is a bottom plan view thereof.

[56] **References Cited**

**U.S. PATENT DOCUMENTS**

358,503 3/1882 Swinscoe ..... 245/2  
3,126,052 3/1964 Ionnon ..... D25/53



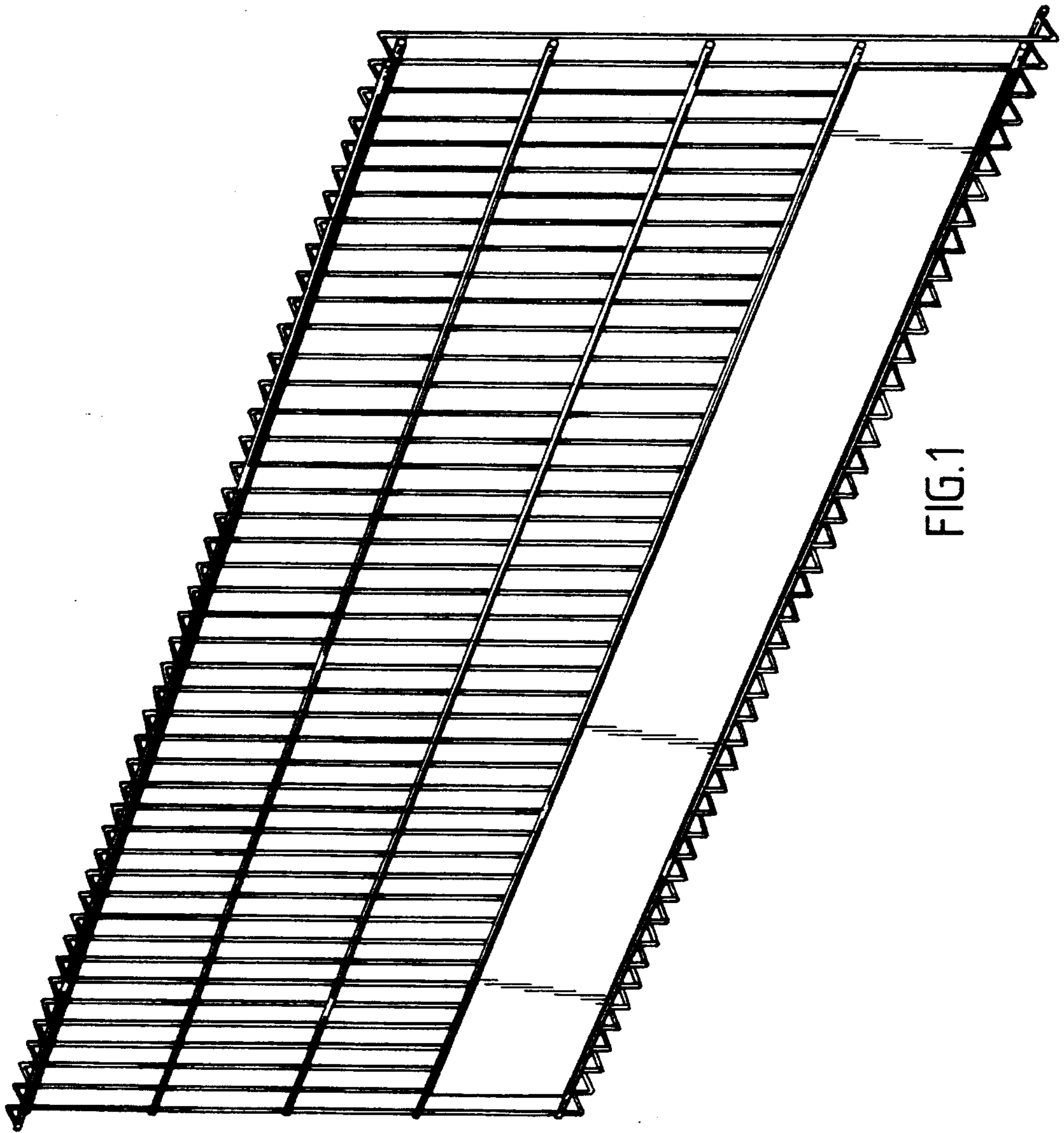


FIG. 1




FIG. 2




FIG.3



FIG. 4



FIG. 5

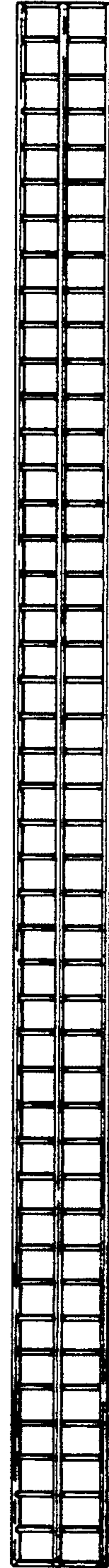


FIG. 6