



US00D356341S

United States Patent [19] Glynn

[11] Patent Number: **Des. 356,341**

[45] Date of Patent: **** Mar. 14, 1995**

[54] **SIGN HOLDER**

[75] Inventor: **John J. Glynn**, Plymouth, Minn.

[73] Assignee: **Glynn Company, Inc.**, Minnetonka, Minn.

[**] Term: **14 Years**

[21] Appl. No.: **22,917**

[22] Filed: **May 16, 1994**

Related U.S. Application Data

[63] Continuation-in-part of Ser. No. 933,049, Aug. 19, 1992, Pat. No. Des. 347,859.

[52] U.S. Cl. **D20/40**

[58] Field of Search D20/10, 39, 40, 41, D20/42, 43, 15; 40/1, 124, 124.1, 124.2, 124.4, 593, 584, 606, 607, 608, 618, 624, 642, 643, 156

[56] **References Cited**

U.S. PATENT DOCUMENTS

D. 229,706	12/1973	Lewis	D20/43
D. 266,338	9/1982	Mandel	D20/43
D. 277,196	1/1985	Eason	D20/43
D. 347,859	6/1994	Glynn	D20/40
4,144,664	3/1979	De Korte	40/156

Primary Examiner—Wallace R. Burke

Assistant Examiner—Marcus Jackson

Attorney, Agent, or Firm—Palmatier, Sjoquist & Helget

[57] **CLAIM**

The ornamental design for a sign holder, as shown and described.

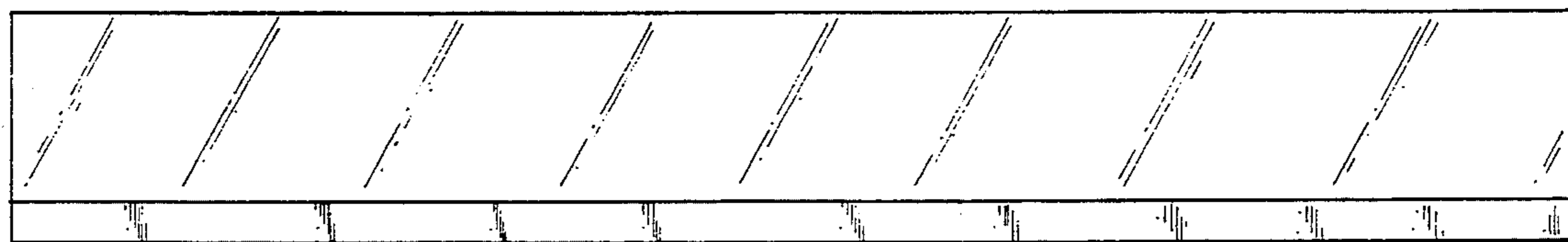
DESCRIPTION

FIG. 1 is front elevational view of the invention which is a mirror image of the rear elevational view;

FIG. 2 is a bottom plan view of the invention;

FIG. 3 is a top plan view of the invention; and,

FIG. 4 is a side elevational view of the invention which is a mirror image of the opposite side.



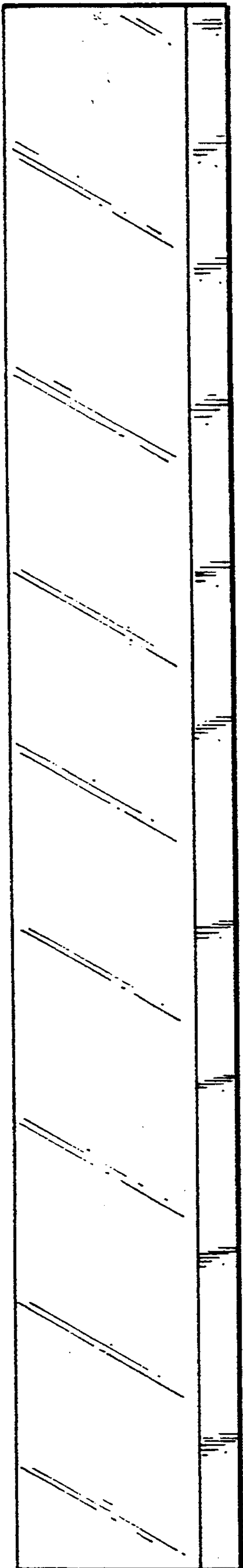


Fig. 1.



Fig. 2.



Fig. 3.




Fig. 4.