



US00D356336S

United States Patent [19] Mak

[11] Patent Number: **Des. 356,336**
[45] Date of Patent: **** Mar. 14, 1995**

[54] DRAWING BOARD

[75] Inventor: **Kai-Shun Mak**, Kowloon, Hong Kong
[73] Assignee: **Hop Lee Cheong Industrial Company Ltd.**, Hong Kong, Hong Kong

[**] Term: **14 Years**

[21] Appl. No.: **9,925**

[22] Filed: **Jun. 24, 1993**
[52] U.S. Cl. **D19/52; D19/35; D21/59**
[58] Field of Search **D19/35, 36, 52, 59, D19/65, 75, 77, 78, 81-85, 86, 88, 90, 91, 99, 100; D21/59; 434/81, 85, 86, 88, 90, 419, 428, 430, 432**

[56] References Cited U.S. PATENT DOCUMENTS

D. 262,899	2/1982	Kroll	D21/59
D. 279,489	7/1985	Mak	D21/59
D. 325,939	5/1992	Kroll	D21/59
D. 344,975	3/1994	Tarozzi	D19/35 X
D. 345,177	3/1994	Mak	D19/88 X
3,665,610	5/1972	Schlau et al.	434/85 X
4,669,984	6/1987	Jones et al.	434/85

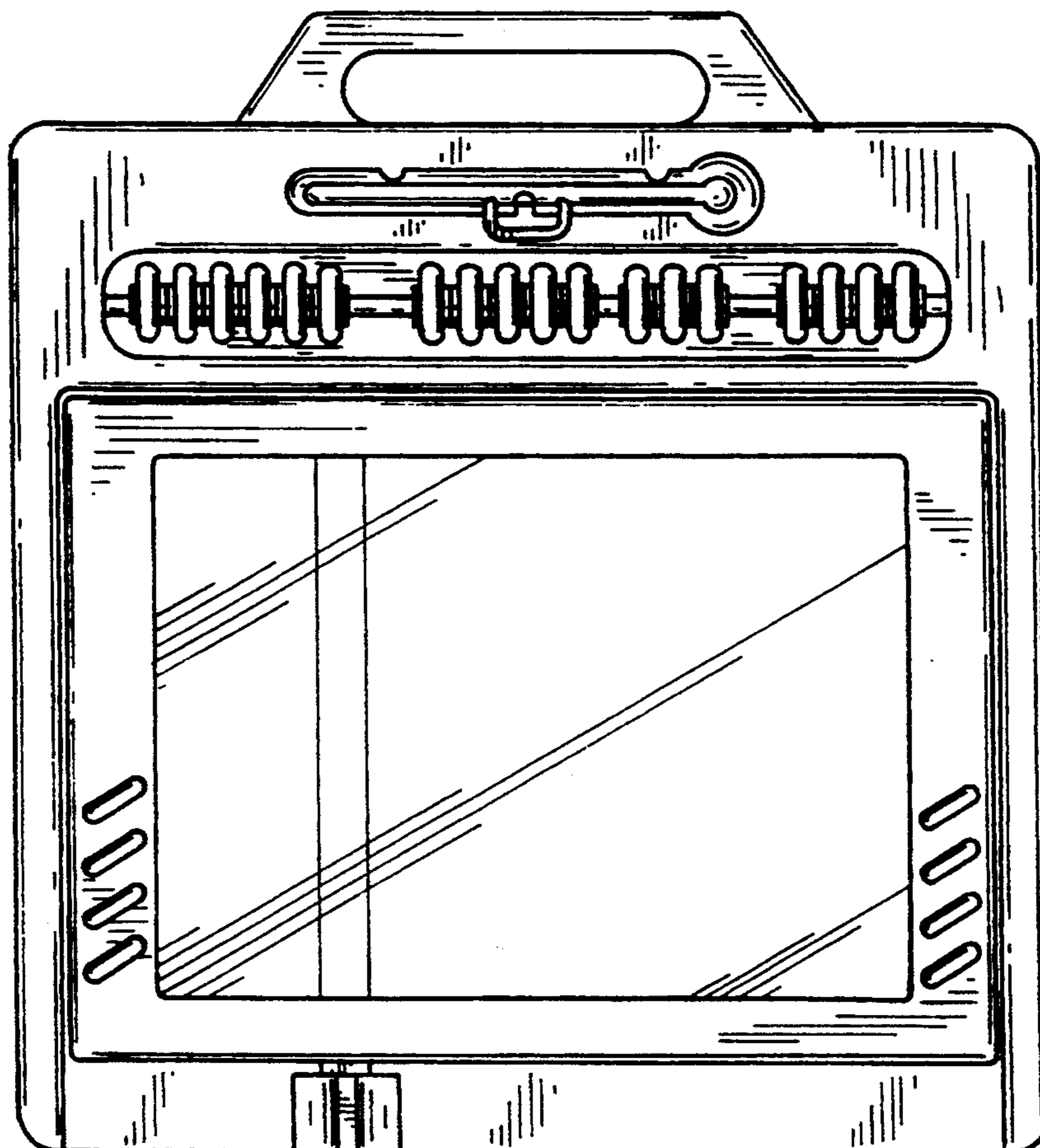
Primary Examiner—Martie Thompson
Attorney, Agent, or Firm—Samuels, Gauthier & Stevens

[57] CLAIM

The ornamental design for a drawing board, as shown and described.

DESCRIPTION

FIG. 1 is the front elevational view of a drawing board showing my new design;
FIG. 2 is the rear elevational view thereof;
FIG. 3 is the left side view thereof;
FIG. 4 is the right side view thereof;
FIG. 5 is the top plan view thereof; and,
FIG. 6 is the bottom view thereof.



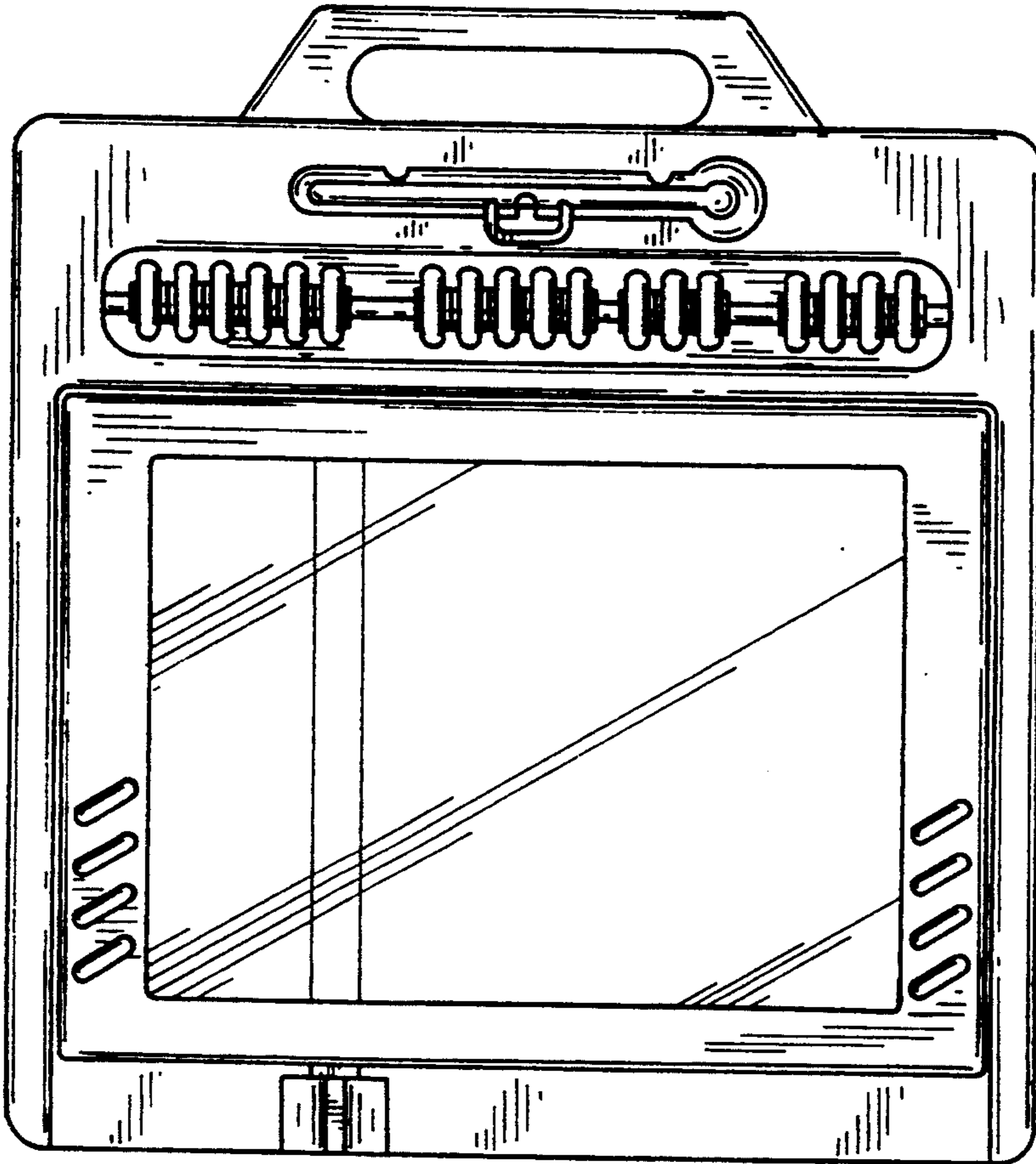


FIG. 1




FIG. 2



FIG. 3



FIG. 4




FIG. 5



FIG. 6