



US00D356335S

# United States Patent [19] Mak

[11] Patent Number: **Des. 356,335**

[45] Date of Patent: **\*\* Mar. 14, 1995**

[54] **DRAWING BOARD**

[75] Inventor: **Kai-Shun Mak, Kowloon, Hong Kong**

[73] Assignee: **Hop Lee Cheong Industrial Company Ltd., Hong Kong, Hong Kong**

[\*\*] Term: **14 Years**

[21] Appl. No.: **9,921**

[22] Filed: **Jun. 24, 1993**

[52] U.S. Cl. .... **D19/52; D19/35; D19/36; D21/59**

[58] Field of Search ..... **D19/81-85, D19/35, 36, 52, 59, 65, 75, 77, 86, 78, 88, 90, 91, 99, 100; D21/59; 434/81, 85, 86, 88, 90, 419, 428, 430, 432**

[56] **References Cited**

**U.S. PATENT DOCUMENTS**

D. 232,231	7/1974	Langieri .....	D19/52 X
D. 279,490	7/1985	Mak .....	D21/59
D. 336,751	6/1993	Mak .....	D19/35 X
D. 344,975	3/1994	Tarozzi .....	D19/36
D. 345,177	3/1994	Mak .....	D19/52
3,665,610	5/1972	Schlau et al. ....	D21/59 X
4,669,984	6/1987	Jones et al. ....	434/85

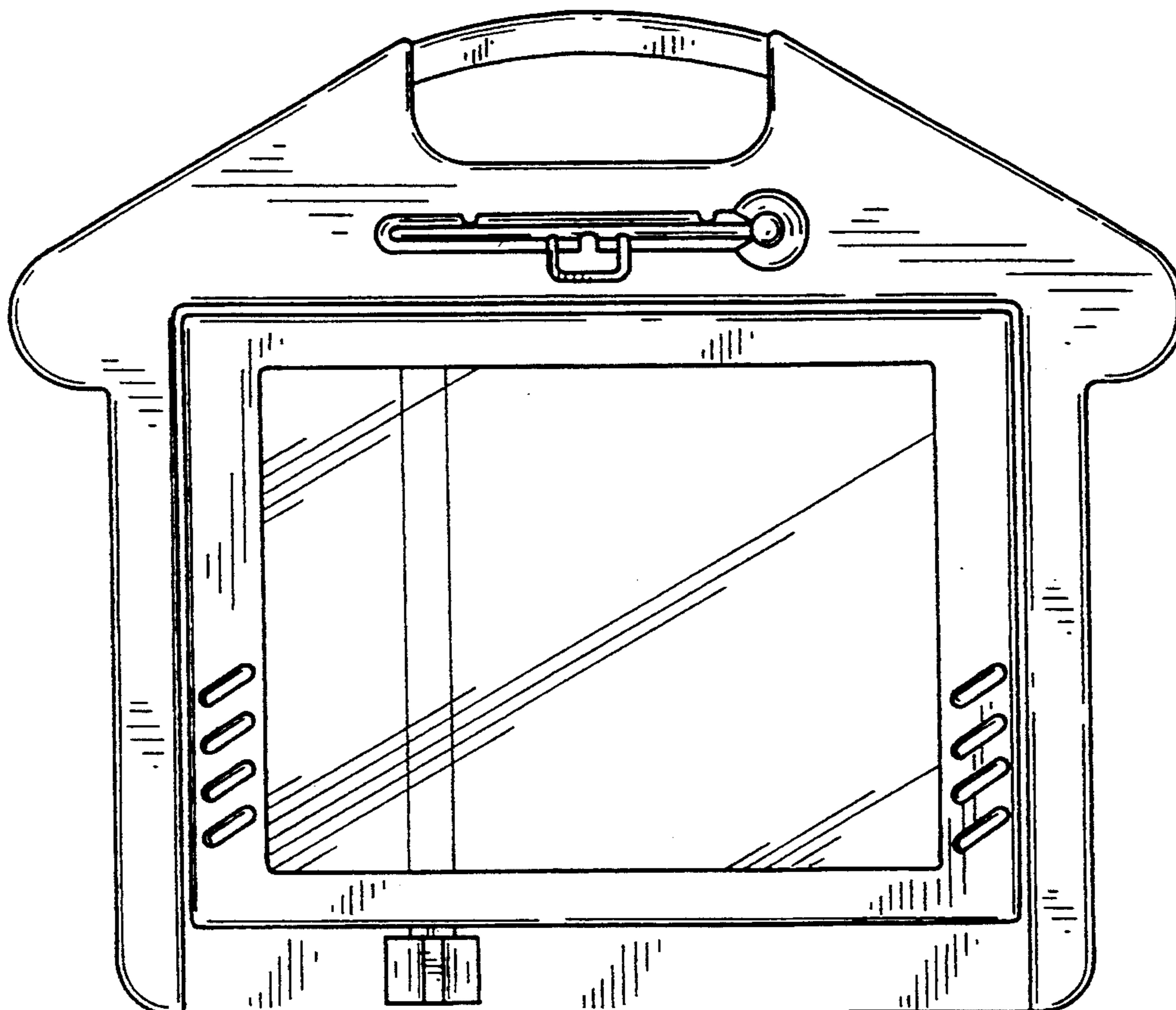
*Primary Examiner*—Martie Thompson  
*Attorney, Agent, or Firm*—Samuels, Gauthier & Stevens


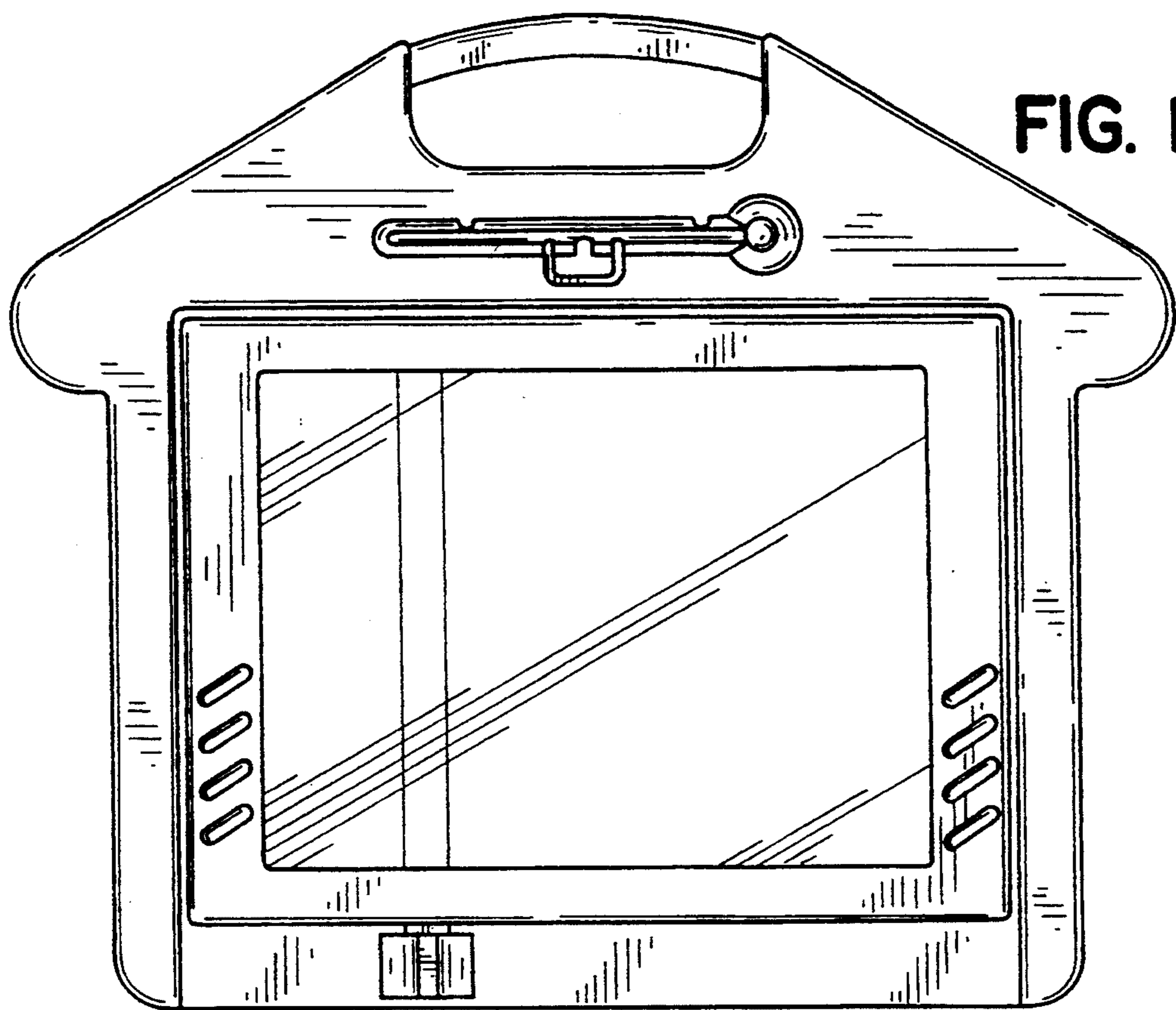
[57] **CLAIM**

The ornamental design for a drawing board, as shown and described.

**DESCRIPTION**

FIG. 1 is the front elevational view of a drawing board showing my new design;  
FIG. 2 is the rear elevational view thereof;  
FIG. 3 is the left side view thereof;  
FIG. 4 is the right side view thereof;  
FIG. 5 is the top plan view thereof; and,  
FIG. 6 is the bottom view thereof.








FIG. 3



FIG. 4

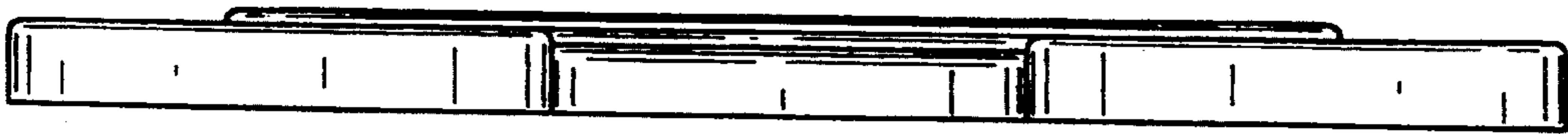


FIG. 5




FIG. 6