



US00D356334S

United States Patent [19]

[11] Patent Number: **Des. 356,334**

Kroop et al.

[45] Date of Patent: **** Mar. 14, 1995**

[54] WRITING SURFACES AND CONTAINER FOR SUPPLIES

[75] Inventors: **Tracy D. Kroop**, North Brunswick, N.J.; **Nancy A. DeBellis**, Bethlehem, Pa.; **Charles W. Dietterich**, Brodheadsville, Pa.; **Robert S. Volk**, Easton, Pa.

[73] Assignee: **Binney & Smith Inc.**, Easton, Pa.

[**] Term: **14 Years**

[21] Appl. No.: **17,921**

[22] Filed: **Jan. 25, 1994**

[52] U.S. Cl. **D19/36; D19/78; D19/85; D19/92**

[58] Field of Search **D19/35, 36, 52, 65, D19/75, 77, 78, 81-85, 86, 92, 99, 100; 206/1.7-1.9, 214, 224, 371; D21/59; 402/70**

[56] References Cited

U.S. PATENT DOCUMENTS

D. 90,769	9/1933	Kamen	19/36
D. 233,486	10/1974	Gonzalez	D19/35 X
D. 250,855	1/1979	Gotz	D3/206
D. 315,446	3/1991	Dietterich et al.	D3/206
D. 323,934	2/1992	Prat	D19/35 X
D. 330,045	10/1992	Dietterich et al.	D19/36
D. 332,466	1/1993	Logan	D20/10
D. 332,468	1/1993	Tarozzi	D19/85
D. 334,946	4/1993	Tarozzi	D19/77
D. 338,496	8/1993	Tarozzi	D19/85
D. 344,975	3/1994	Tarozzi	D19/36
1,193,181	8/1916	Peck	206/1.7
3,454,344	7/1969	Ryan et al.	401/195 X
4,318,471	3/1982	Hutton	206/214
4,515,493	5/1990	Radov	402/70 X
4,927,748	5/1990	Kinberg	434/410
5,190,151	3/1993	Dietterich	206/214
5,248,030	9/1993	Tarozzi	206/1.7

FOREIGN PATENT DOCUMENTS

76808 9/1948 Czechoslovakia 206/214
27094 12/1954 Finland 206/214

OTHER PUBLICATIONS

Crayola® Draw 'N' Do Desk—Color Photocopy of Binney & Smith Inc. 1984 Catalog, one page.
Crayola® Deluxe Art Kit—Color Photocopy of Binney & Smith Inc. 1984 Catalog, one page.
Crayola® Coloring Tote—Color Photocopy of Binney & Smith Inc. 1984 Catalog, one page.
Crayola® Drawing Portfolio—Color Photocopy of Binney & Smith Inc. 1993 Catalog, one page.
Crayola® Fashion Designer and Vehicle Designer Lite Desk—Color Photocopy of Binney & Smith Inc. 1993 Catalog, one page.

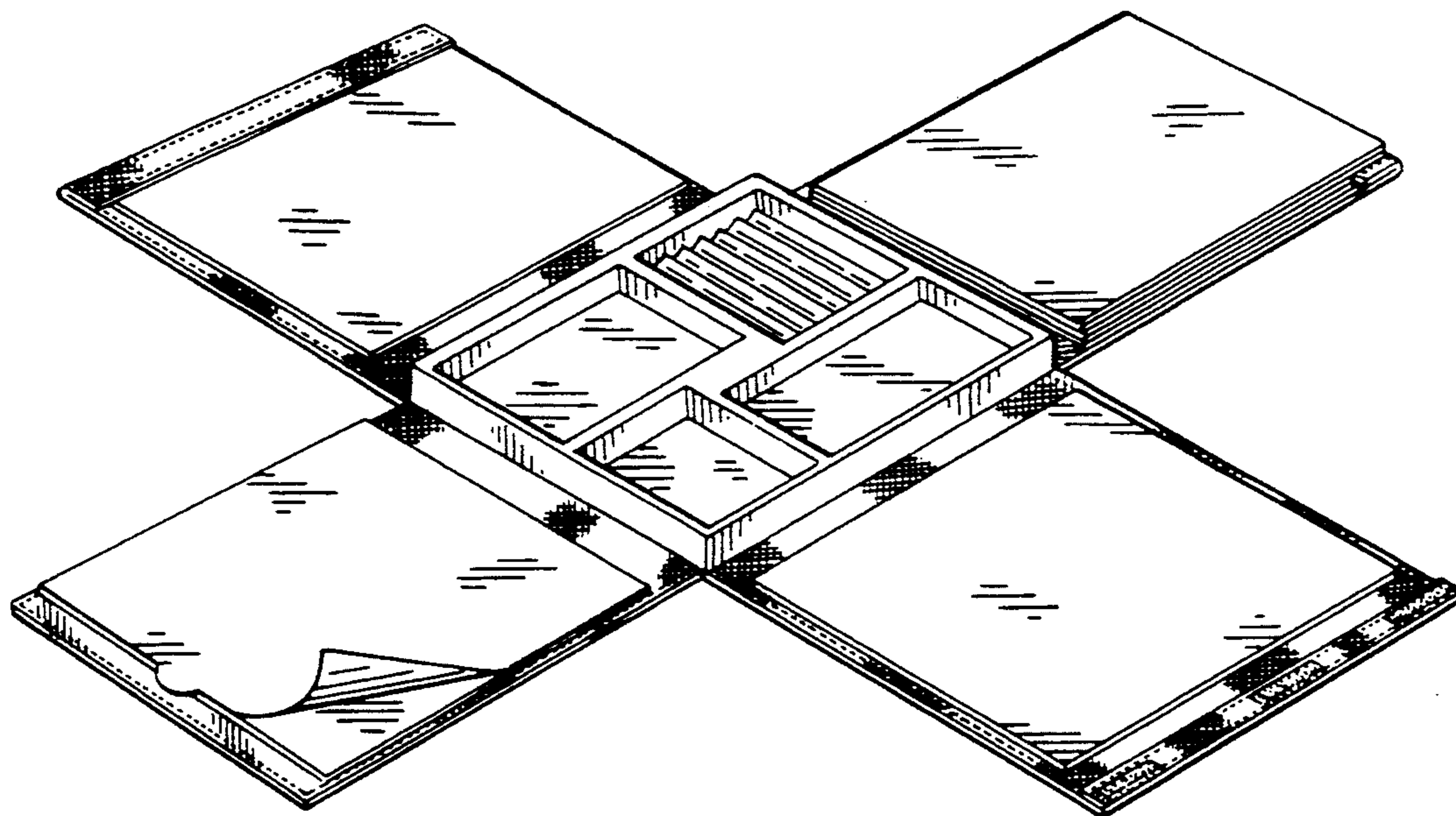
Primary Examiner—Martie Thompson
Attorney, Agent, or Firm—Leydig, Voit & Mayer, Ltd.

[57] CLAIM

The ornamental design for writing surfaces and container for supplies, as shown and described in the drawings.

DESCRIPTION

FIG. 1 is a perspective view of the writing surfaces and container for supplies showing our new design in an opened condition;
FIG. 2 is a top plan view;
FIG. 3 is a first side elevational view;
FIG. 4 is a second side elevational view;
FIG. 5 is a third side elevational view;
FIG. 6 is a fourth side elevational view;
FIG. 7 is a bottom plan view; and,
FIG. 8 is a perspective view thereof in a closed condition.
The textured patterning is continuous throughout the outer surfaces as shown.



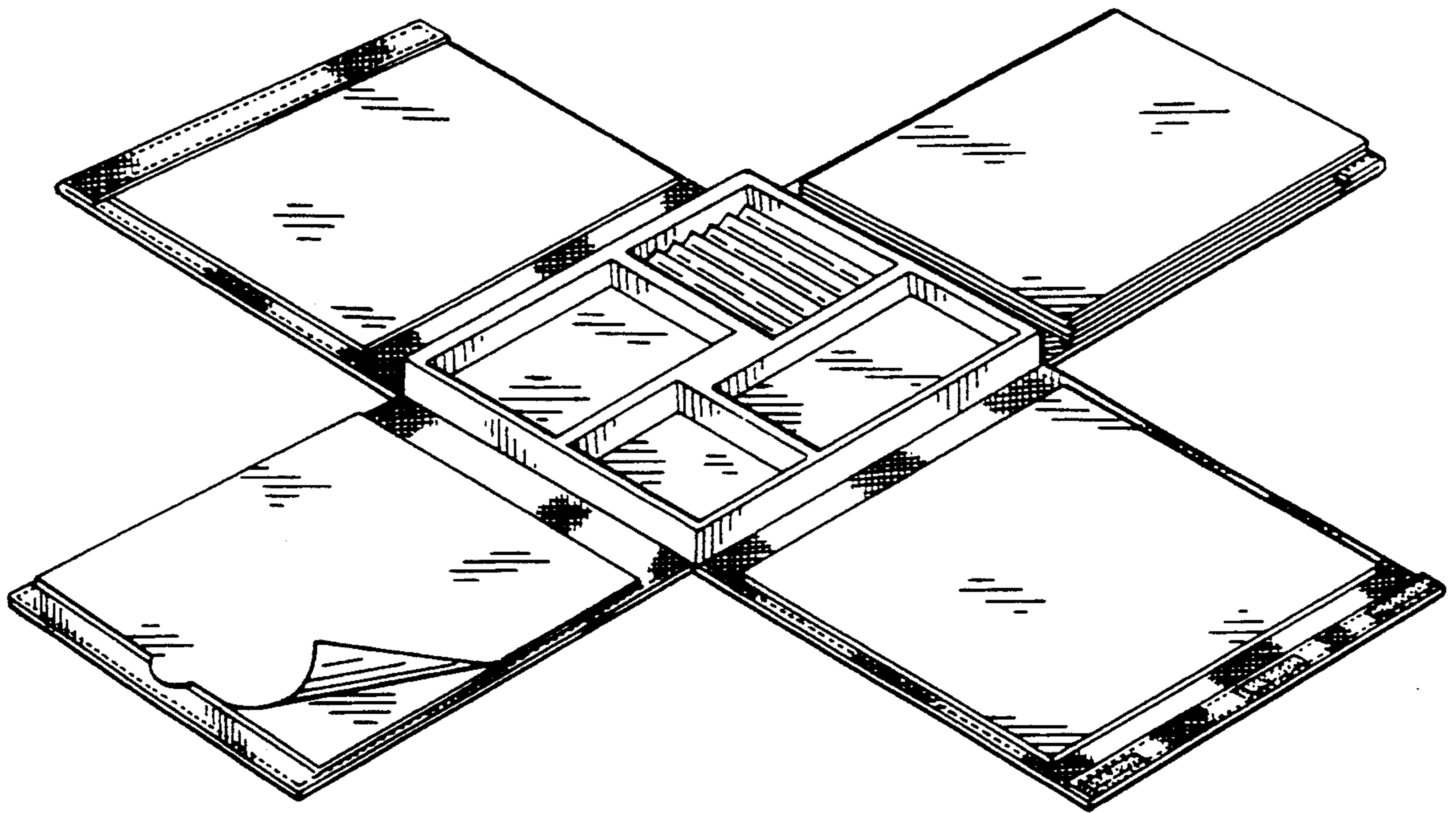


FIG. 1

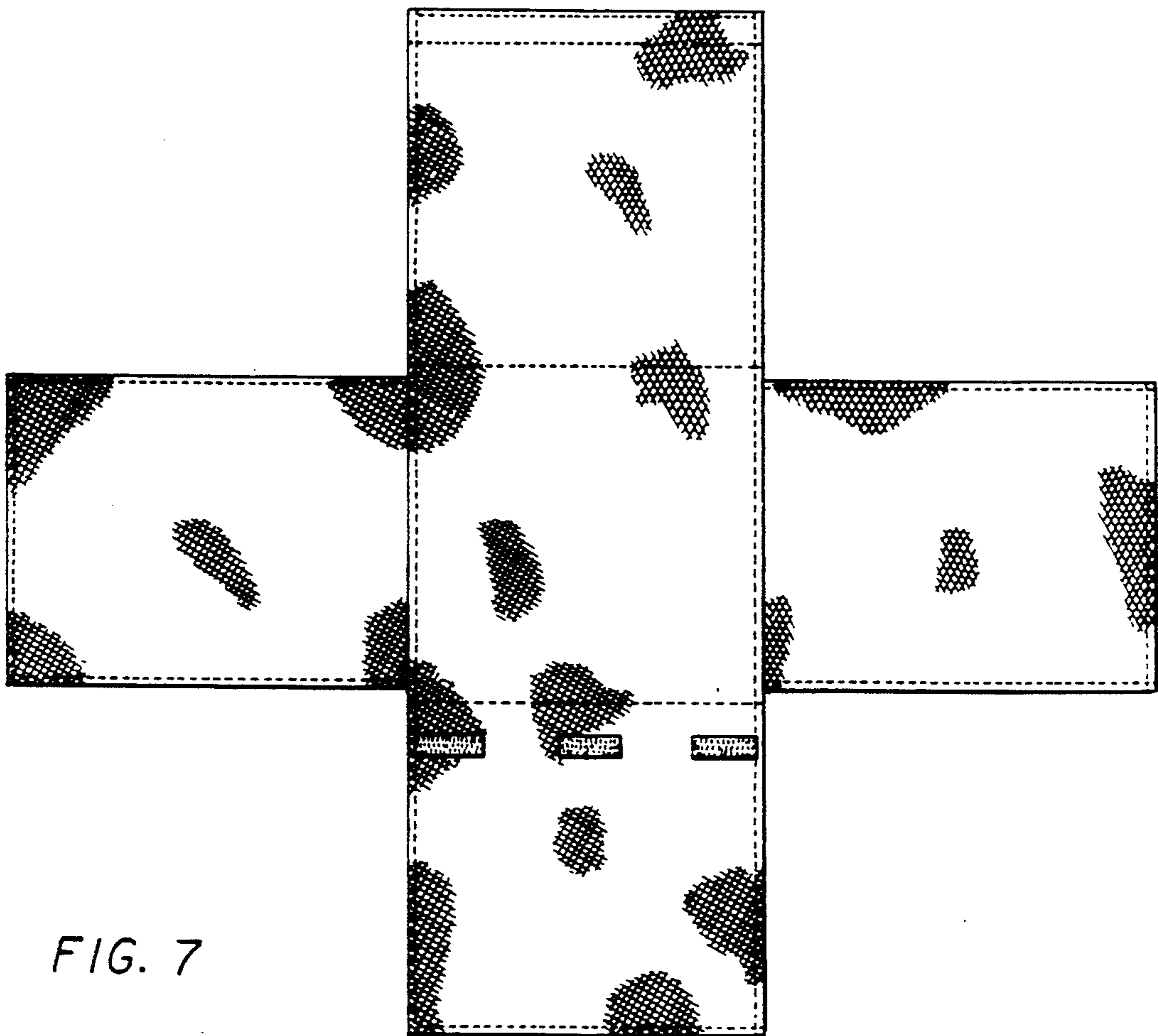
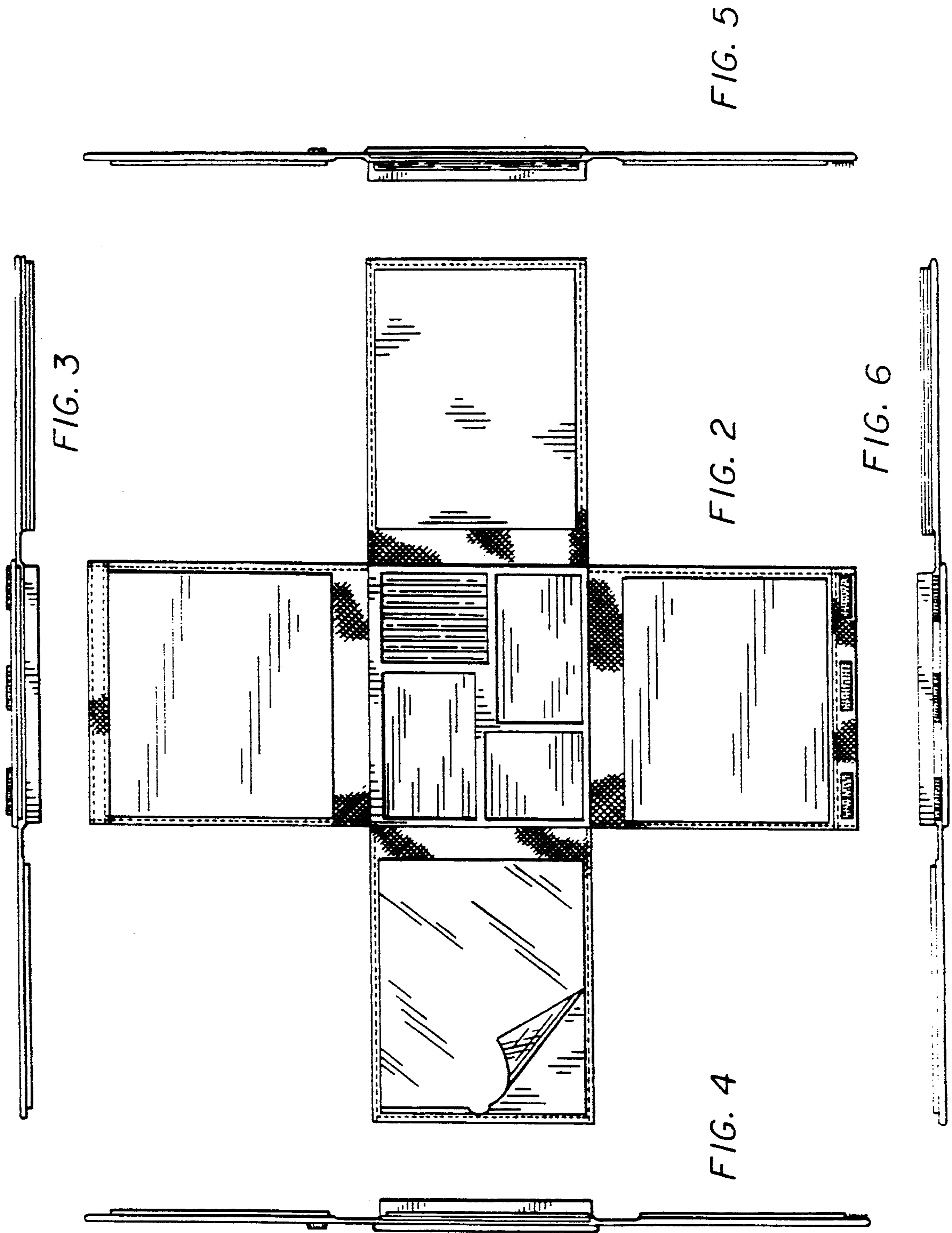


FIG. 7






FIG. 8