



US00D356329S

# United States Patent [19]

[11] Patent Number: **Des. 356,329**

**Frilot**

[45] Date of Patent: **\*\* Mar. 14, 1995**

[54] **PORTABLE MUSIC BOX**

4,090,349 5/1978 Takase .  
4,202,235 5/1980 Namiki et al. .  
4,349,899 9/1982 Komatsu .

[76] Inventor: **Linda F. Frilot**, 1256 N. 9th St.,  
Redmond, Oreg. 97756

### FOREIGN PATENT DOCUMENTS

2258165 2/1993 United Kingdom ..... 446/397

[\*\*] Term: **14 Years**

*Primary Examiner*—Bernard Ansher  
*Assistant Examiner*—Adir Aronovich

[21] Appl. No.: **13,166**

[22] Filed: **Sep. 20, 1993**

[52] U.S. Cl. .... **D17/24; D21/64**

[58] Field of Search ..... **D17/24, 99; D21/64,**  
**D21/166, 168; 84/94.2, 95.1, 95.2; 446/397,**  
**409; D10/7, 40**

### [57] CLAIM

The ornamental design for the portable music box, as shown and described.

### [56] References Cited

### DESCRIPTION

#### U.S. PATENT DOCUMENTS

D. 262,979	2/1982	Saitoh	.....	D21/64
D. 276,705	12/1984	Oliveri	.....	D10/40
D. 280,534	9/1985	Cassaro	.....	D21/168
D. 321,658	11/1991	Ohmaki	.....	D10/7
2,501,822	3/1950	Kuyler	.....	84/95.2
4,050,342	9/1977	Suzuki	.....	84/95.2

FIG. 1 is a front elevational view of the portable music box showing my new design;  
FIG. 2 is a rear elevational view thereof;  
FIG. 3 is a left side elevational view thereof;  
FIG. 4 is a right side elevational view thereof;  
FIG. 5 is a top plan view thereof; and,  
FIG. 6 is a bottom plan view thereof.




FIG. 1




FIG. 2

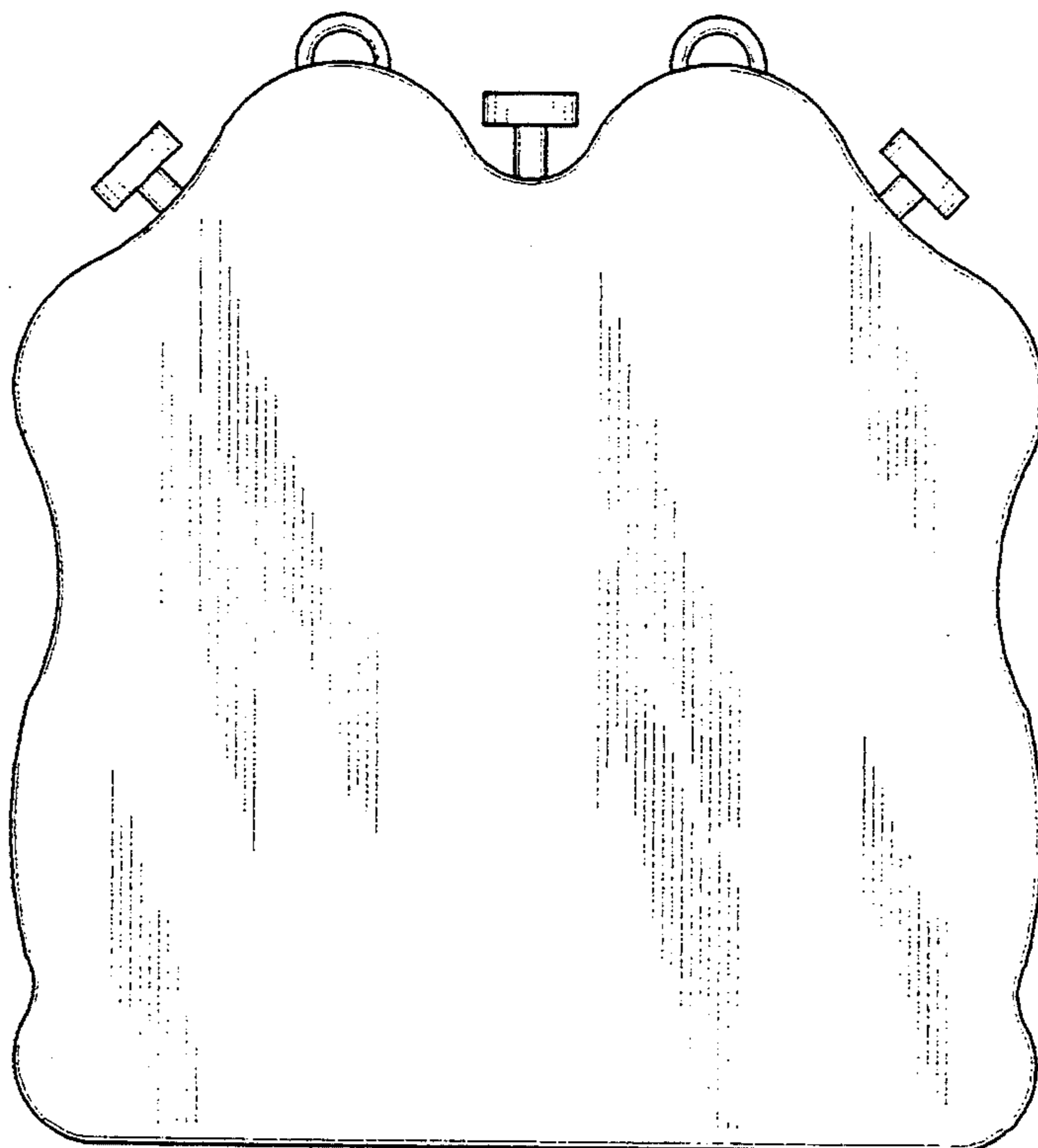


FIG. 3



FIG. 4




FIG. 5




FIG. 6

