



US00D356287S

# United States Patent [19] Kinder

[11] Patent Number: **Des. 356,287**

[45] Date of Patent: **\*\* Mar. 14, 1995**

[54] **SCRUBBER BLADE**

[75] Inventor: **Larry L. Kinder, Sunnyvale, Calif.**

[73] Assignee: **Grant Products, Glendale, Calif.**

[\*\*] Term: **14 Years**

[21] Appl. No.: **687,536**

[22] Filed: **Apr. 19, 1991**

[52] U.S. Cl. .... **D12/220; D32/41**

[58] Field of Search ..... **D12/219-220;  
D32/40-42; 15/250.36, 250.41, 250.42, 236.02,  
236.05, 236.06**

[56] **References Cited**

**U.S. PATENT DOCUMENTS**

D. 298,926 12/1988 Rusnak ..... D12/155

**FOREIGN PATENT DOCUMENTS**

0327233 8/1989 European Pat. Off. .... 15/250.36  
3913484 11/1989 Germany ..... 15/250.41

*Primary Examiner*—Wallace R. Burke  
*Assistant Examiner*—Lavone D. Tabor  
*Attorney, Agent, or Firm*—Spensley Horn Jubas & Lubitz

[57] **CLAIM**

The ornamental design for a scrubber blade, as shown and described.

**DESCRIPTION**

FIG. 1 is a right side elevation view;  
FIG. 2 is a left side elevation view;  
FIG. 3 is a top plan view;  
FIG. 4 is a bottom plan view;  
FIG. 5 is an enlarged left end view, the right end being a mirror image; and,  
FIG. 6 is a perspective view of FIG. 1.

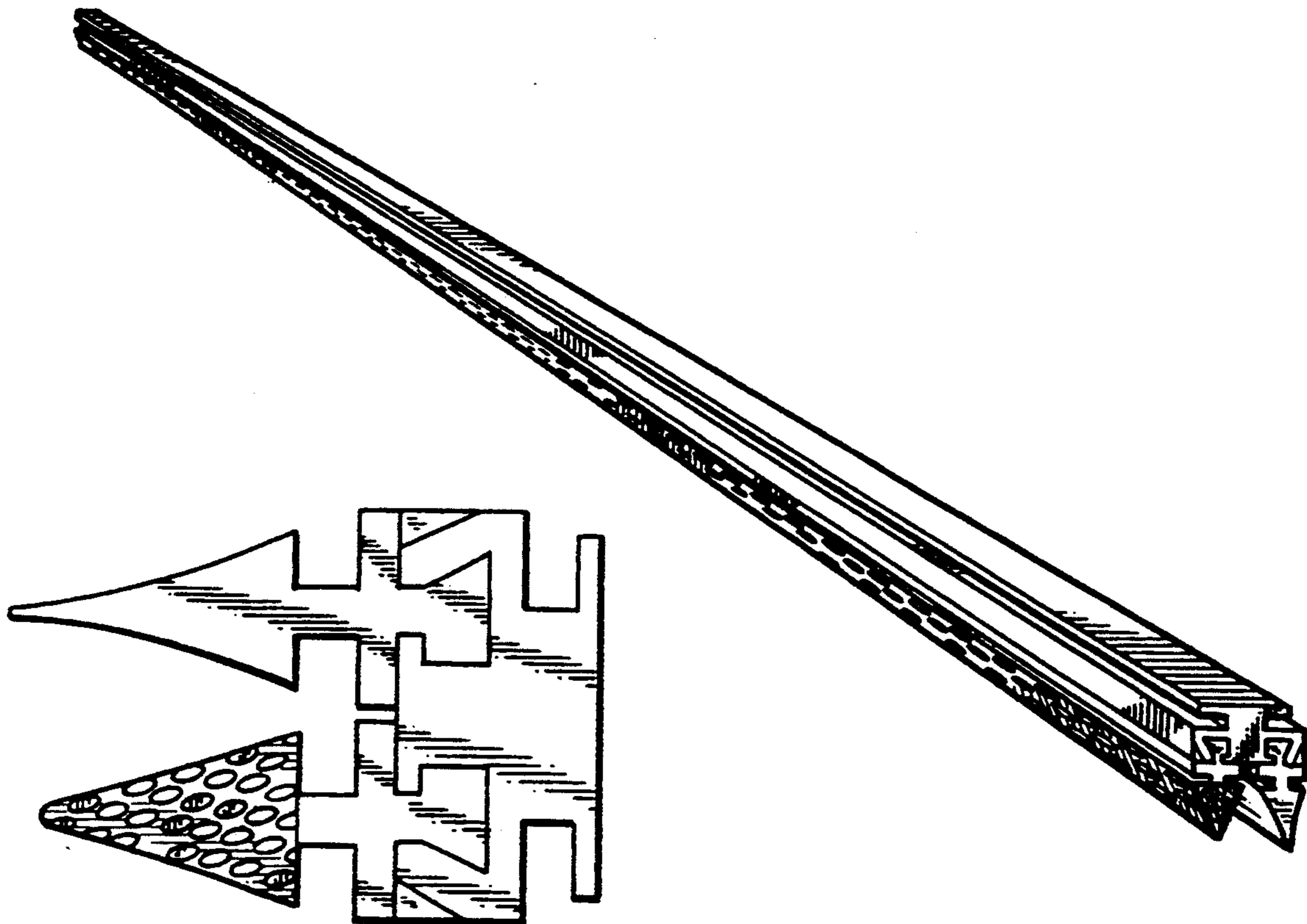




FIG. 1



FIG. 2



FIG. 3



FIG. 4

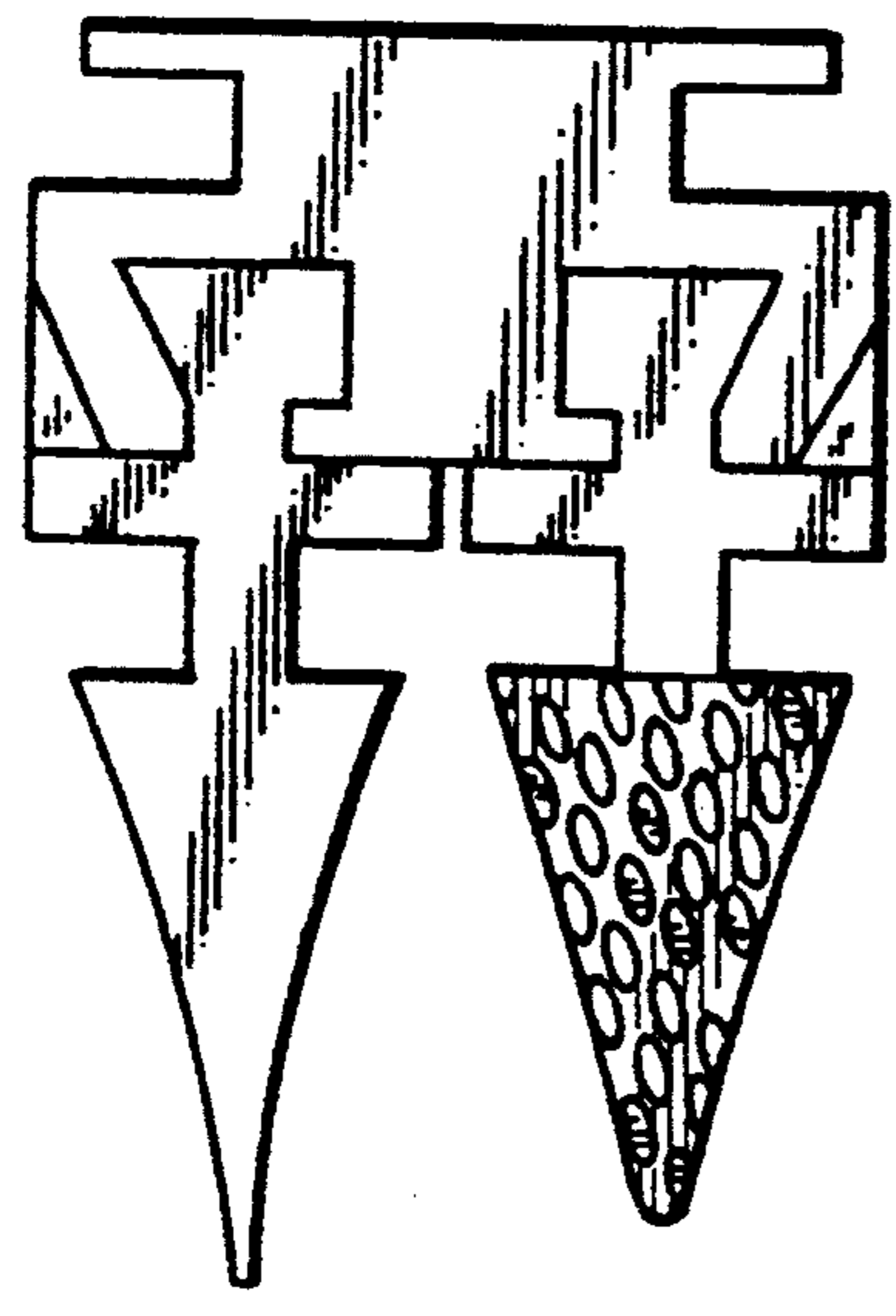


FIG. 5

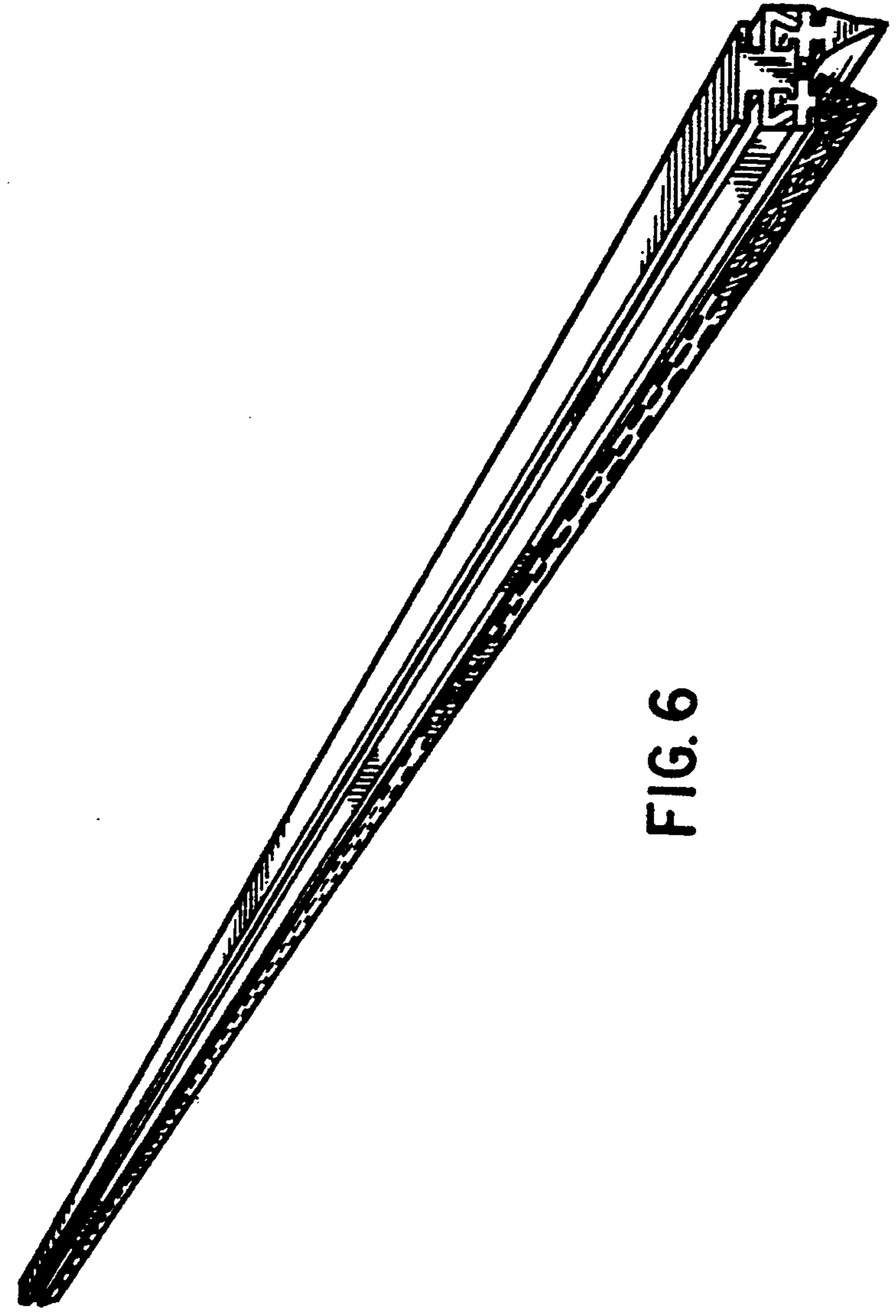


FIG. 6