



US00D356270S

United States Patent [19]

[11] Patent Number: **Des. 356,270**

Kaneko

[45] Date of Patent: ** Mar. 14, 1995

[54] **WRISTWATCH**

D. 344,468 2/1994 Kaneko D11/3

[75] Inventor: **Ryoichi Kaneko**, Tokyo, Japan

OTHER PUBLICATIONS

[73] Assignee: **Seikosha Co., Ltd.**, Japan

Timepieces—Jun. 1989—p. 14—watchbands at center-column.

[**] Term: **14 Years**

Primary Examiner—Nelson C. Holtje
Attorney, Agent, or Firm—Adams & Wilks

[21] Appl. No.: **9,850**

[57] CLAIM

[22] Filed: **Jun. 23, 1993**

The ornamental design for a wristwatch, as shown and described.

[52] U.S. Cl. **D10/32; D11/3; D10/33**

[58] Field of Search **D10/1-40, D10/122-132; 368/280-282, 276-277, 285; D11/3, 5; 63/1.1, 5-9**

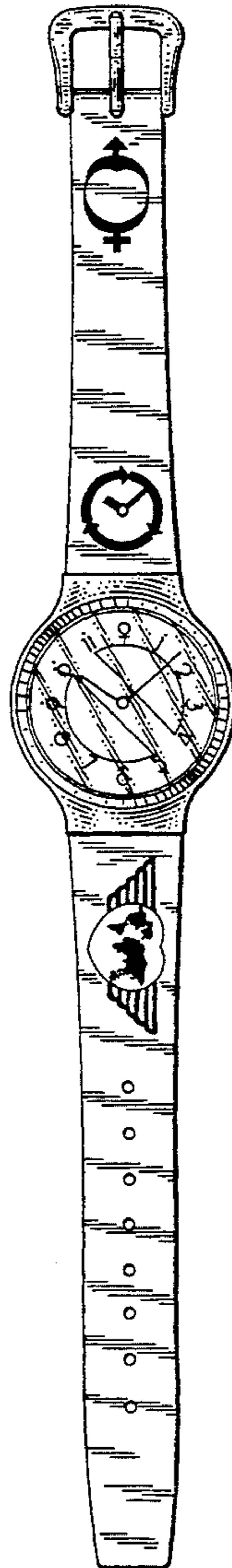
DESCRIPTION

[56] References Cited

U.S. PATENT DOCUMENTS

- D. 301,983 7/1989 Benoit-Pequignet D10/32
- D. 334,000 3/1993 Kaneko D11/3
- D. 334,545 4/1993 Kaneko D11/3

FIG. 1 is a front elevational view of a wristwatch showing my new design;
 FIG. 2 is a rear elevational view thereof;
 FIG. 3 is a left side elevational view thereof;
 FIG. 4 is a right side elevational view thereof;
 FIG. 5 is a top plan view thereof; and,
 FIG. 6 is a bottom plan view thereof.




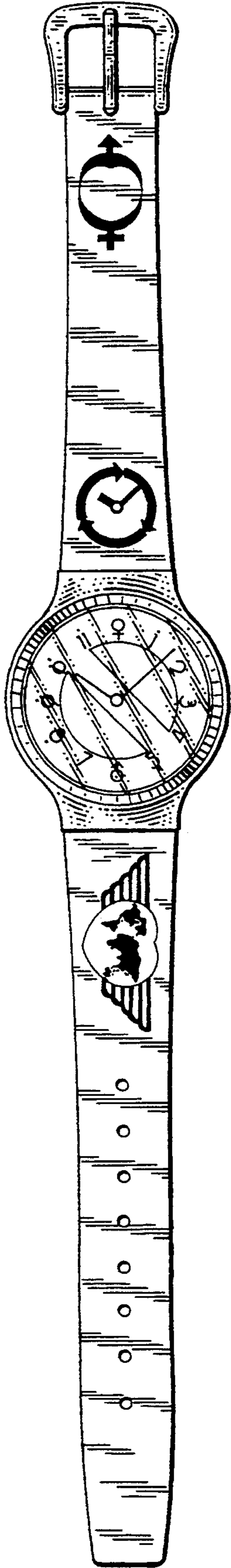
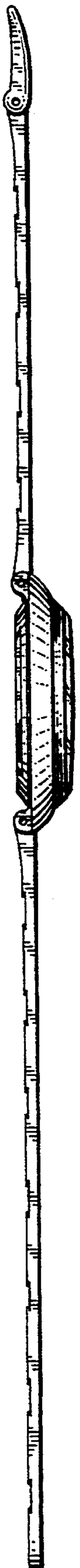


FIG. 5



FIG. 6

FIG. 3 FIG. 1

FIG. 2 FIG. 4