



US00D356268S

United States Patent [19]
Bulgari

[11] **Patent Number: Des. 356,268**
[45] **Date of Patent: ** Mar. 14, 1995**

[54] **WRISTWATCH**

[75] Inventor: **Giovanni Bulgari, Rome, Italy**
[73] Assignee: **Gianni Bulgari SPA, Rome, Italy**
[**] Term: **14 Years**
[21] Appl. No.: **1,040**
[22] Filed: **Nov. 2, 1992**

[30] **Foreign Application Priority Data**

May 7, 1992 [WO] WIPO DMA/001780
[52] U.S. Cl. **D10/39; D10/30**
[58] Field of Search **D10/1-40,**
D10/122-132; 368/280-282, 276-277, 285

[56] **References Cited**

U.S. PATENT DOCUMENTS

D. 60,533 3/1922 Gruen D10/39
D. 161,485 1/1951 Megar D10/39
D. 250,693 1/1979 Perrin D10/39
D. 333,102 2/1993 Burgener D10/39
D. 342,454 12/1993 Weber D10/30

OTHER PUBLICATIONS

Swiss Watch & Jewelry Journal—Mar. 1985 p. 537—Watches at Bottom Right #6.
European Jeweler (U.Z.)—Sep. 1986—p. 123—Watches in Middle.

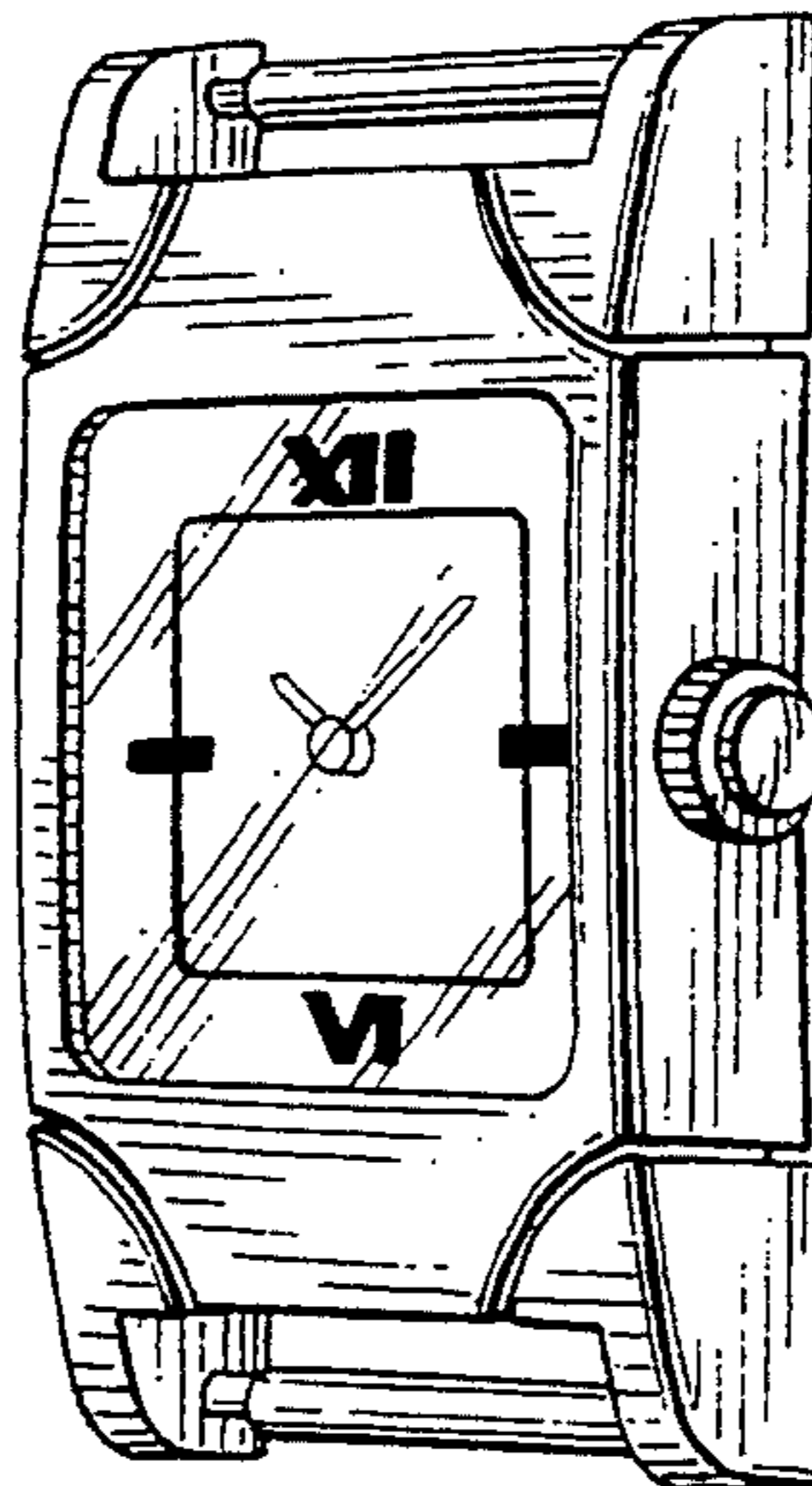
Primary Examiner—Nelson C. Holtje
Attorney, Agent, or Firm—Sughrue, Mion, Zinn, Macpeak & Seas

CLAIM

[57] The ornamental design for a wristwatch, as shown and described.

DESCRIPTION

FIG. 1 is a perspective view of a wristwatch showing my new design;
FIG. 2 is a top plan view thereof;
FIG. 3 is a bottom plan view thereof;
FIG. 4 is a side elevational view of one side thereof;
FIG. 5 is a side elevational view of an opposite side thereof;
FIG. 6 is an end elevational view of one end thereof;
and,
FIG. 7 is an end elevational view of an opposite end thereof.



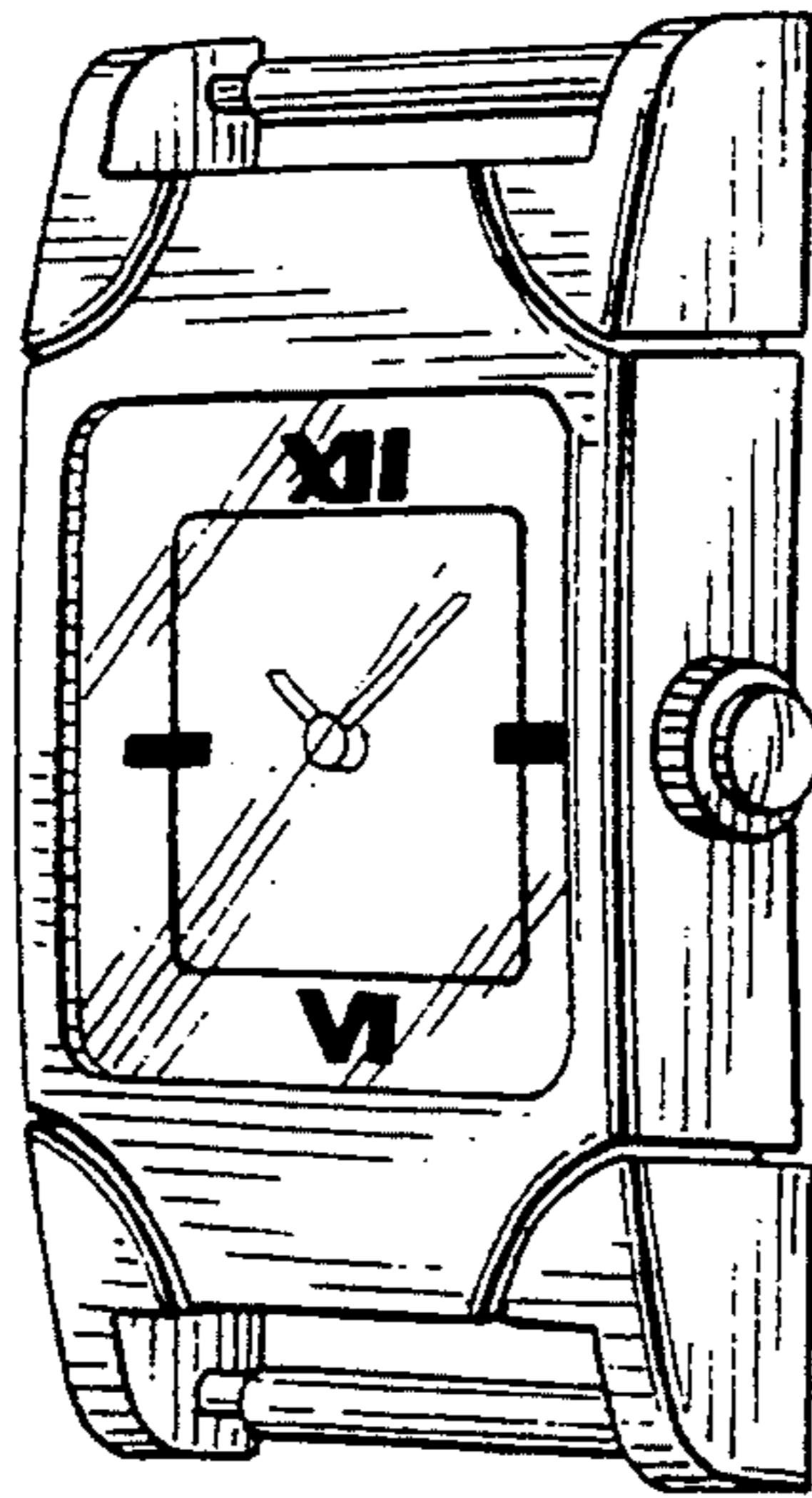


FIG. 1

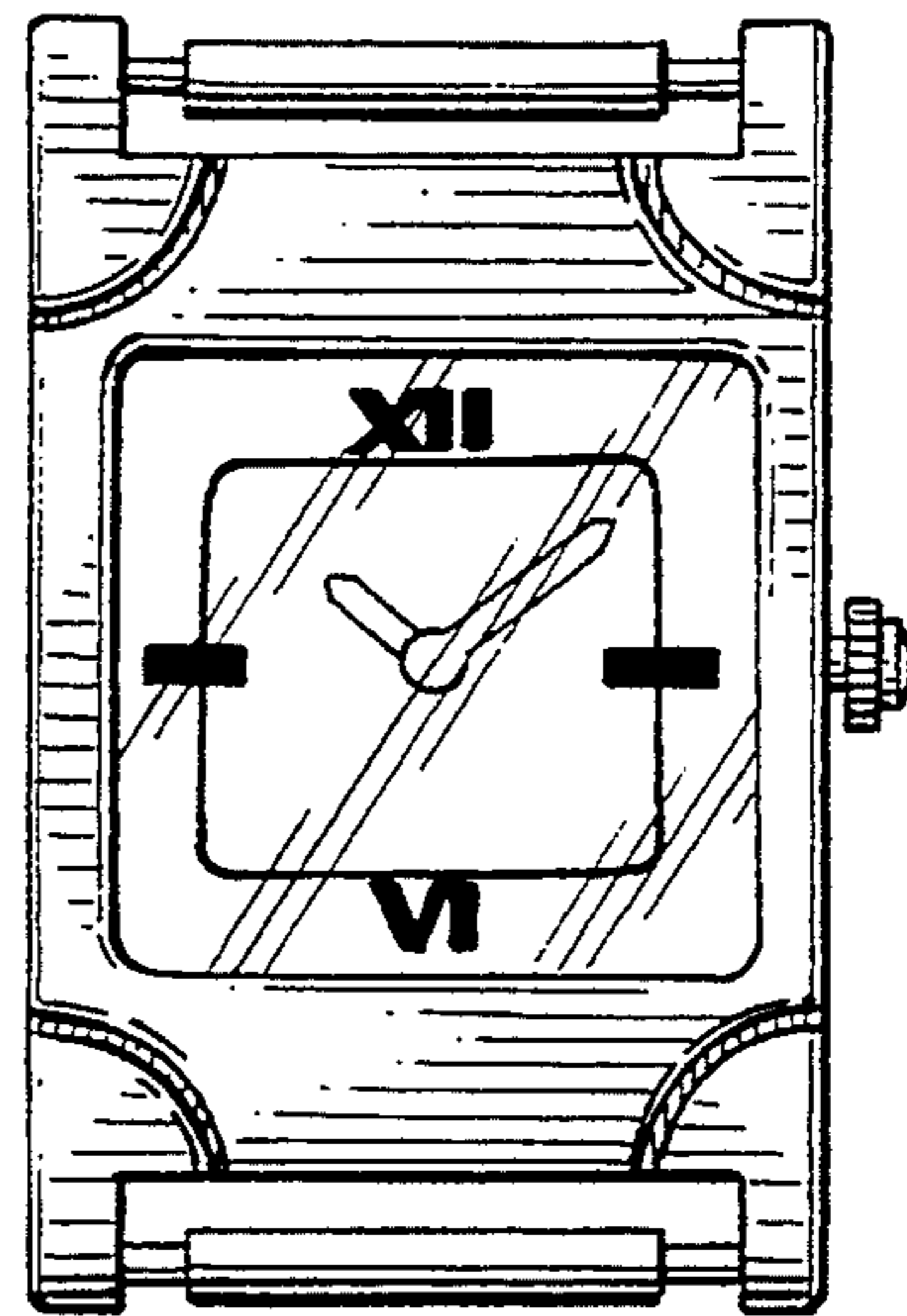


FIG. 2




FIG. 3

FIG. 4



FIG. 5



FIG. 6



FIG. 7

