



US00D356264S

United States Patent [19]

[11] Patent Number: **Des. 356,264**

Praturlon et al.

[45] Date of Patent: **** Mar. 14, 1995**

- [54] **SIDEWALL FOR A CAN**
- [75] Inventors: **Sylvan Praturlon, Chicago; Andrew Halasz, Wheaton; Christopher Caliendo, Bridgeview, all of Ill.**
- [73] Assignee: **American National Can Company, Chicago, Ill.**
- [**] Term: **14 Years**
- [21] Appl. No.: **1,275**
- [22] Filed: **Nov. 6, 1992**
- [52] U.S. Cl. **D9/553**
- [58] Field of Search **D9/551, 553, 564, 566, D9/555, 568, 559; 220/906, 907, 666, 667, 669-675; D7/523, 530**

- 3,335,902 8/1967 Javorik 220/673
- 3,357,593 12/1967 Sears, Jr. et al. 220/673 X
- 3,872,994 3/1975 Hyde .
- 4,024,975 5/1977 Uhlig .
- 4,512,490 4/1985 Frei et al. .
- 4,877,141 10/1989 Hayashi et al. .
- 5,100,017 3/1992 Ishinabe et al. 220/674 X

FOREIGN PATENT DOCUMENTS

- 0441618A1 6/1991 European Pat. Off. .
- 4087939 3/1992 Japan 220/675

Primary Examiner—Lucy J. Lieberman
Attorney, Agent, or Firm—Wallenstein, Wagner & Hattis, Ltd.

[56] **References Cited**
U.S. PATENT DOCUMENTS

- D. 55,892 7/1920 Scudder .
- D. 62,053 3/1923 Borokoff .
- D. 63,724 1/1924 Marble .
- D. 64,007 2/1924 Harkey .
- D. 64,816 6/1924 Sears .
- D. 67,465 6/1925 Johnson .
- D. 70,183 5/1926 Miller .
- D. 70,359 6/1926 Curran .
- D. 70,855 8/1926 Oppenheim, Jr. .
- D. 111,411 9/1938 D'Addario .
- D. 179,934 3/1957 Currie, Jr. .
- D. 264,435 5/1982 Pettengill .
- D. 264,436 5/1982 Pettengill .
- D. 268,789 4/1983 Harper et al. D7/530 X
- D. 297,089 8/1988 West D7/530 X
- 2,340,473 2/1944 Johnson .
- 3,123,273 3/1964 Miller .

[57] CLAIM

The ornamental design for a sidewall for a can, as shown and described.

DESCRIPTION

FIG. 1 is a perspective view of the sidewall for a can incorporating our new design;
 FIG. 2 is a side elevational view thereof, the other sides being the same as the side shown;
 FIG. 3 is a cross sectional view taken along the lines 3—3 of FIG. 2; and,
 FIG. 4 is a cross sectional view taken along the line 4—4 of FIG. 2.
 The interior of the sidewall for a can that is partially shown in FIG. 1 has the same surface pattern as the exterior of the can except that the elements on the surface are convex as shown in FIGS. 3 and 4. The broken lines showing the top and bottom ends of a can are for illustrative purposes only and do not form part of the claimed design.

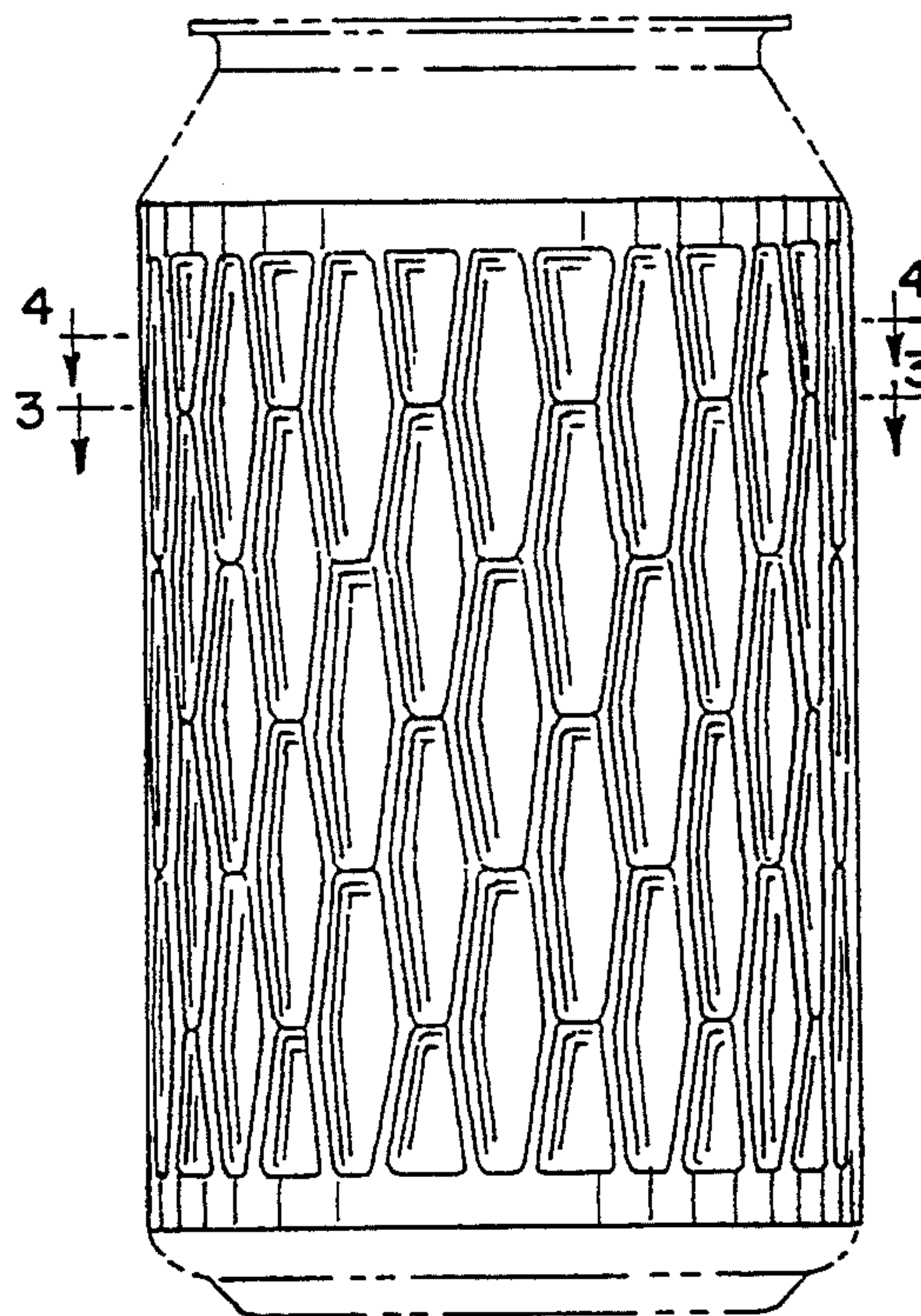


FIG.1

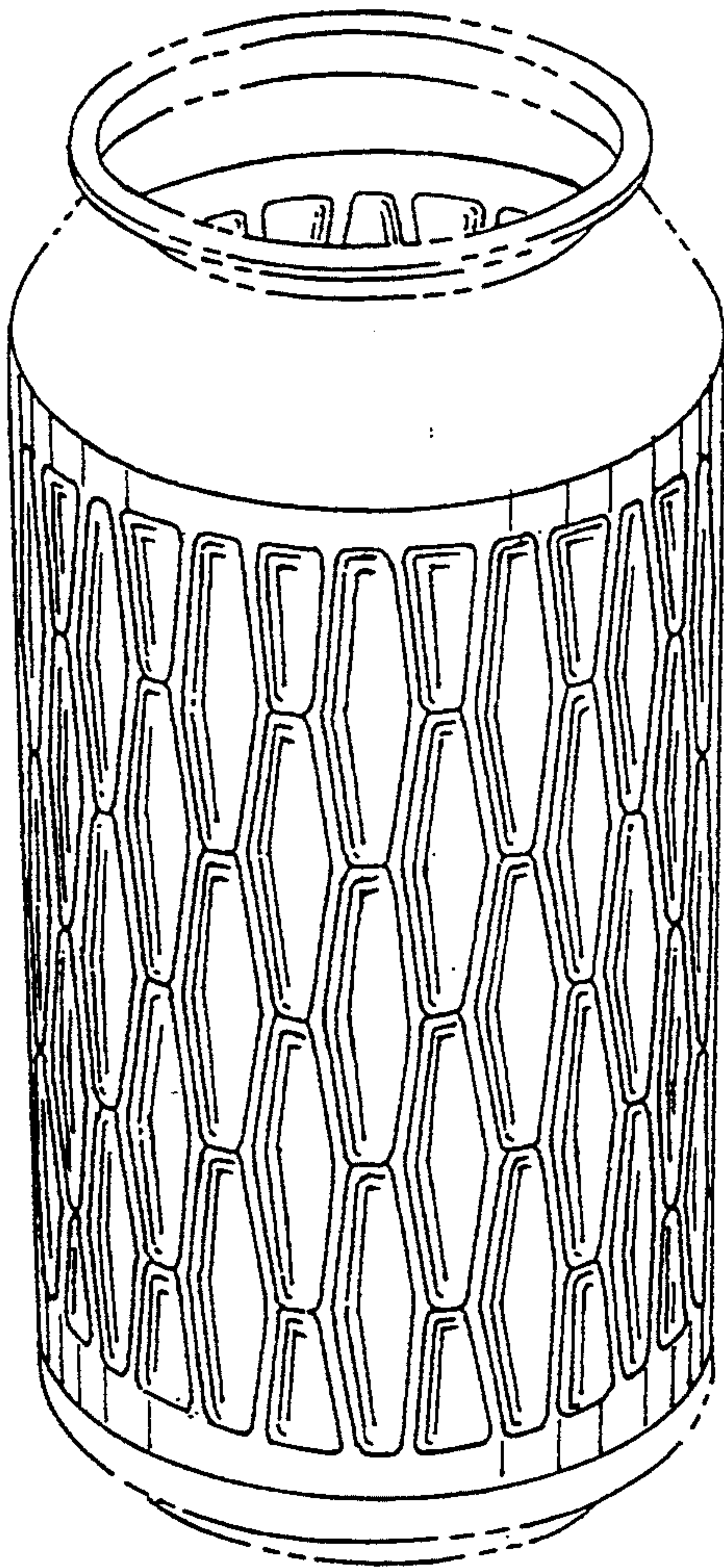


FIG.2

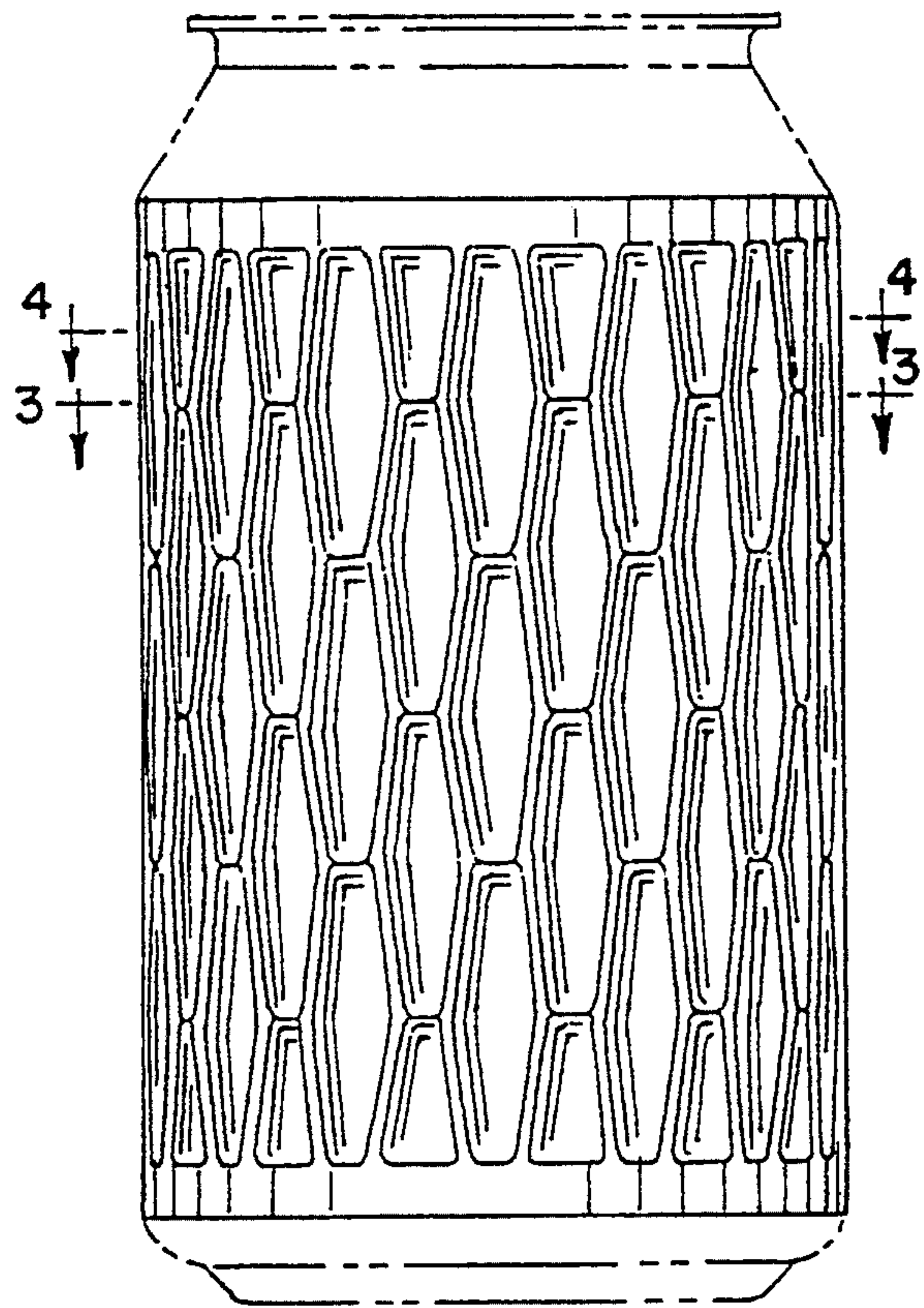


FIG.3

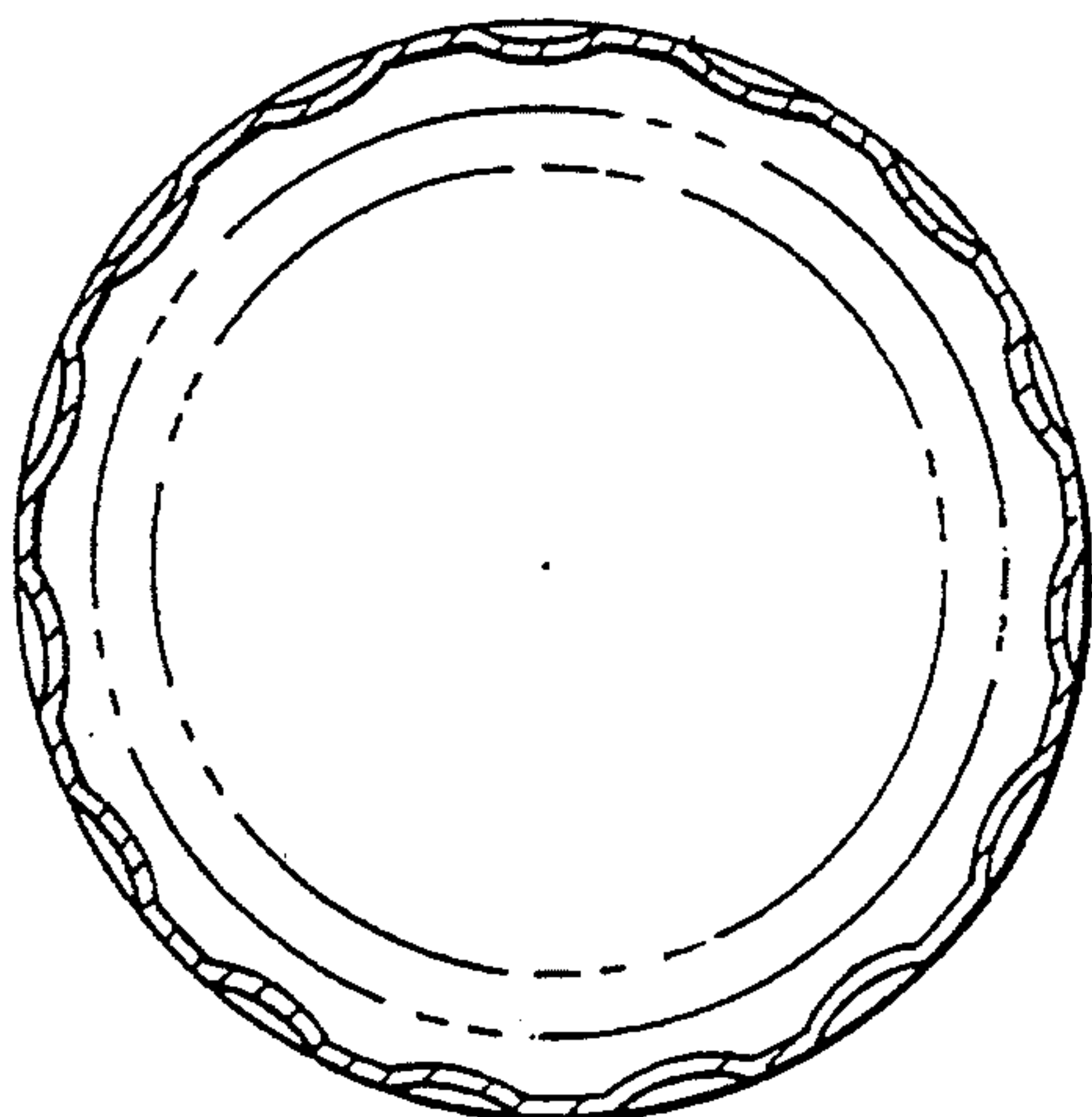


FIG.4

