



US00D356252S

United States Patent [19]

[11] Patent Number: **Des. 356,252**

Thompson

[45] Date of Patent: **** Mar. 14, 1995**

[54] COSMETIC DISPENSER

5,137,185 8/1992 Mitchell 401/175 X

[75] Inventor: **Harold R. Thompson**, Norwell, Mass.

OTHER PUBLICATIONS

[73] Assignee: **The Gillette Company**, Boston, Mass.

Calumet Mfg. Co. Catalog, Series 7-000 Oval Container (exact date unknown, but prior to 1988).

[**] Term: **14 Years**

Primary Examiner—Bernard Ansher
Assistant Examiner—Mitchell I. Siegel
Attorney, Agent, or Firm—Stephan P. Williams

[21] Appl. No.: **10,707**

[22] Filed: **Jul. 15, 1993**

[52] U.S. Cl. **D9/338**

[58] Field of Search D9/337, 338, 339, 529,
D9/568, 570, 572-575, 418, 424, 452; 401/6,
95-98, 174, 175, 179, 181; 206/823

[57] CLAIM

The ornamental design of a cosmetic dispenser, as shown.

[56] References Cited

U.S. PATENT DOCUMENTS

D. 242,526	11/1976	Carre	D9/59
D. 279,224	6/1985	Wolbrom	D28/7
D. 320,469	10/1991	Hoeing	D9/337 X
D. 333,977	3/1993	Gatrost et al.	D9/337
D. 335,443	5/1993	Hirst	D9/338
337,050	7/1993	Hirst	D9/424
4,950,094	8/1990	Yorks	401/175 X

DESCRIPTION

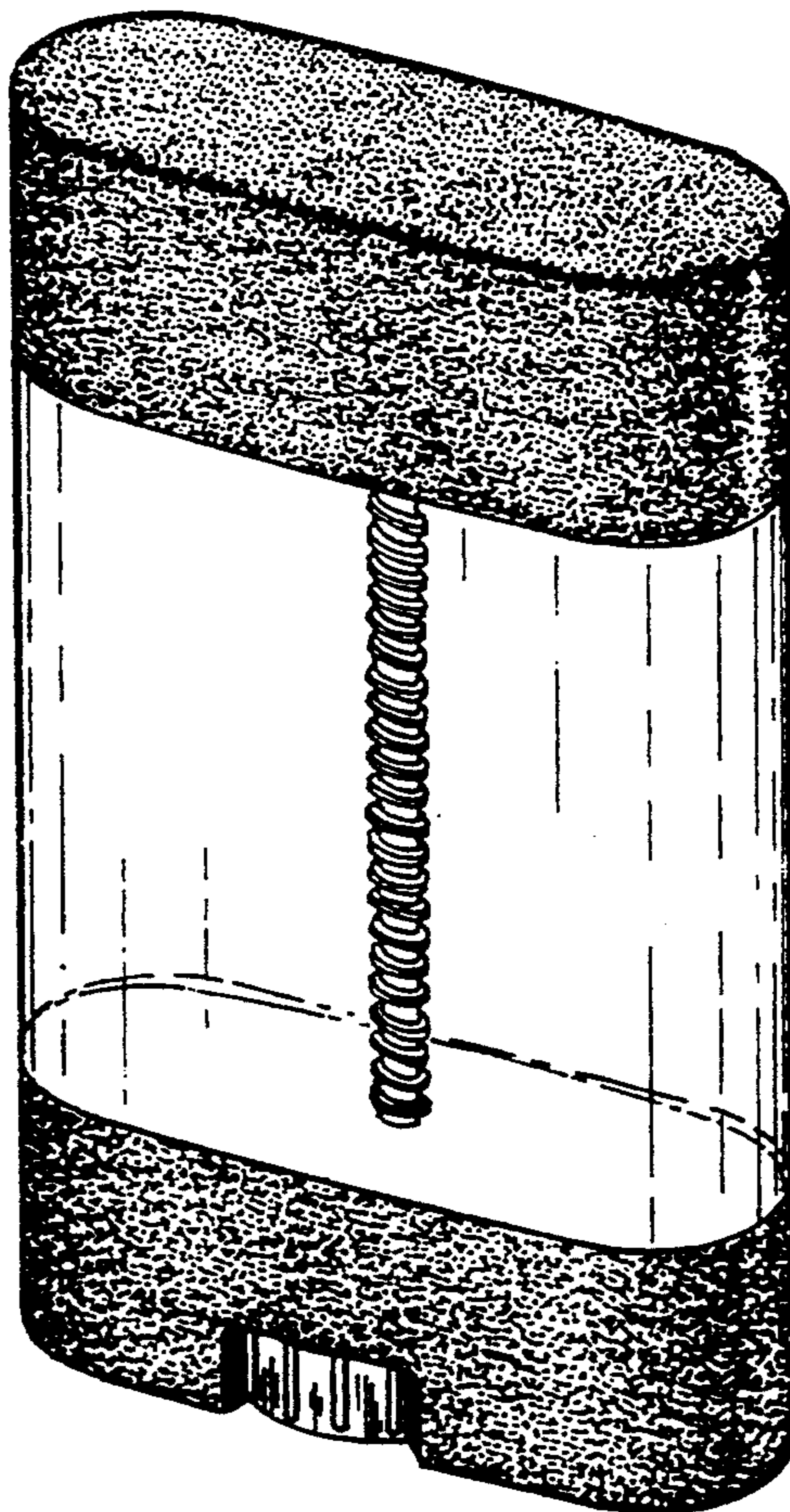
FIG. 1 is a perspective view as seen from the top, front and right side of the cosmetic dispenser of my new design;

FIG. 2 is a front elevational view thereof, the rear elevation being a mirror image thereof;

FIG. 3 is a right side elevational view thereof, the left side elevation being a mirror image thereof;

FIG. 4 is a top plan view thereof; and,

FIG. 5 is a bottom plan view thereof.



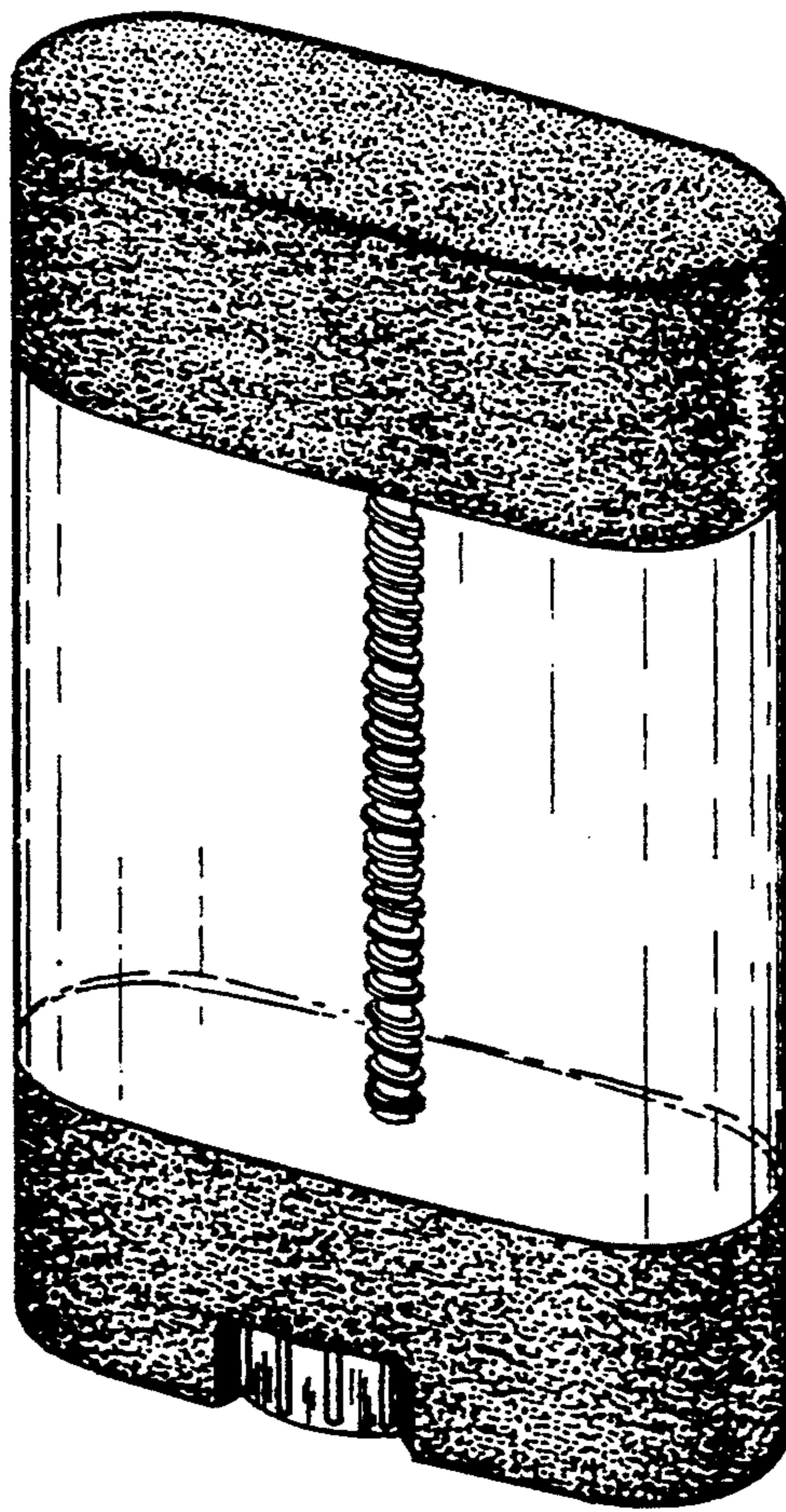


FIG. 1




FIG. 2




FIG. 3




FIG. 4




FIG. 5