



US00D356247S

# United States Patent [19] Manoukian

[11] Patent Number: **Des. 356,247**

[45] Date of Patent: **\*\* Mar. 14, 1995**

[54] **SPRAYER**

D. 277,549 2/1985 Martinez ..... D9/448 X  
D. 325,164 4/1992 Cann et al. .... D9/447 X

[75] Inventor: **Vahe Manoukian**, London, United Kingdom

*Primary Examiner*—Theodore M. Shooman

*Assistant Examiner*—Cheri Cohen

[73] Assignee: **Vincci Limited**, London, United Kingdom

*Attorney, Agent, or Firm*—Thompson, Hine and Flory

[\*\*] Term: **14 Years**

[57] **CLAIM**

The ornamental design for a sprayer, as shown and described.

[21] Appl. No.: **15,343**

[22] Filed: **Nov. 15, 1993**

**DESCRIPTION**

[30] **Foreign Application Priority Data**

May 14, 1993 [GB] United Kingdom ..... 2031082

[52] U.S. Cl. .... **D9/300**

[58] Field of Search ..... D9/300, 448; D28/91.1, D28/76, 77, 5; 215/1 R, 1 C; 222/383, 183, 321

FIG. 1 is a perspective view of the sprayer from below and to one side;

FIG. 2 is a rear view of the sprayer of FIG. 1;

FIG. 3 is a top plan view of the sprayer of FIGS. 1 and 2;

FIG. 4 is a front elevational view of the sprayer of FIGS. 1, 2 and 3;

FIG. 5 is a side elevational view of the sprayer of FIGS. 1, 2, 3 and 4, as seen from the left in FIG. 2, the opposite side elevational view being a mirror image of FIG. 5;

and,

FIG. 6 is an underneath plan view of the sprayer of FIGS. 1 to 5.

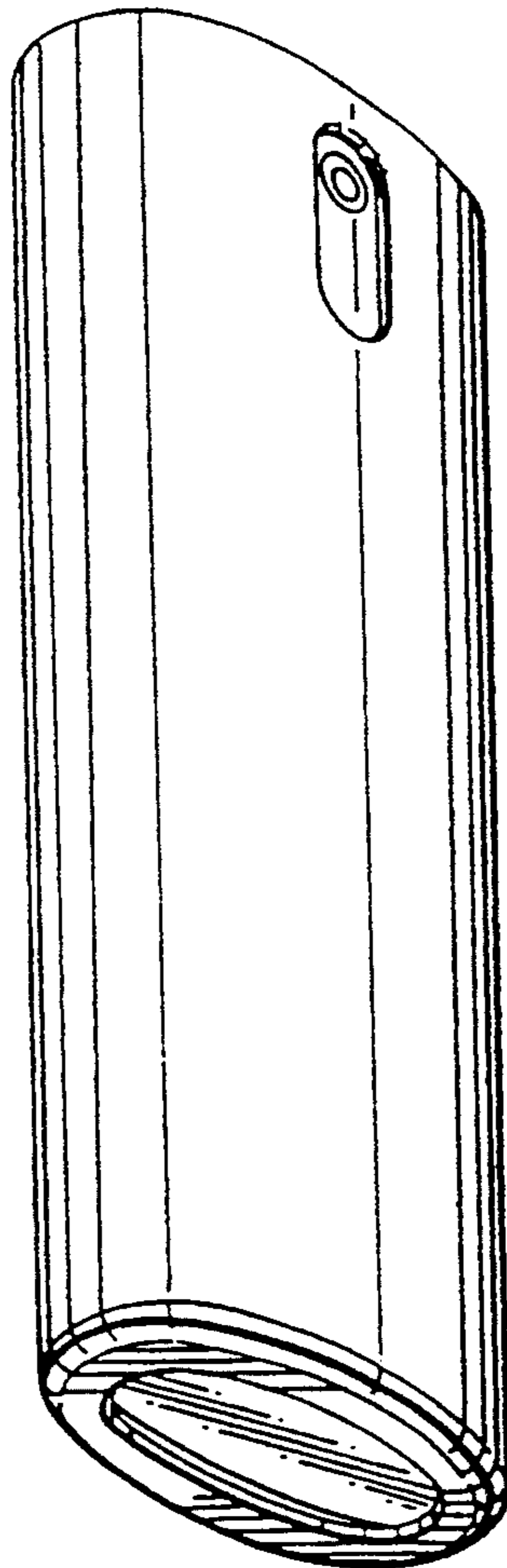
[56] **References Cited**

**U.S. PATENT DOCUMENTS**

D. 215,817 11/1969 Gorman ..... D9/300

D. 260,605 9/1981 Saunders ..... D9/300

D. 271,243 11/1983 Martinez ..... D28/91.1



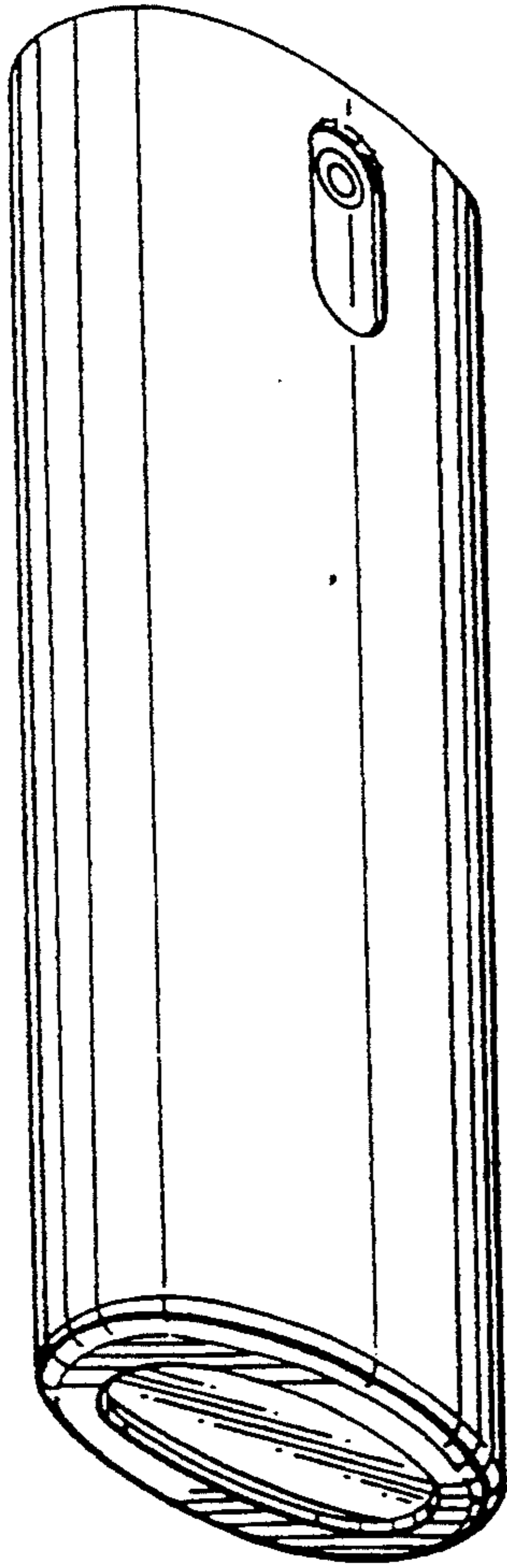


FIG. 1




FIG. 2

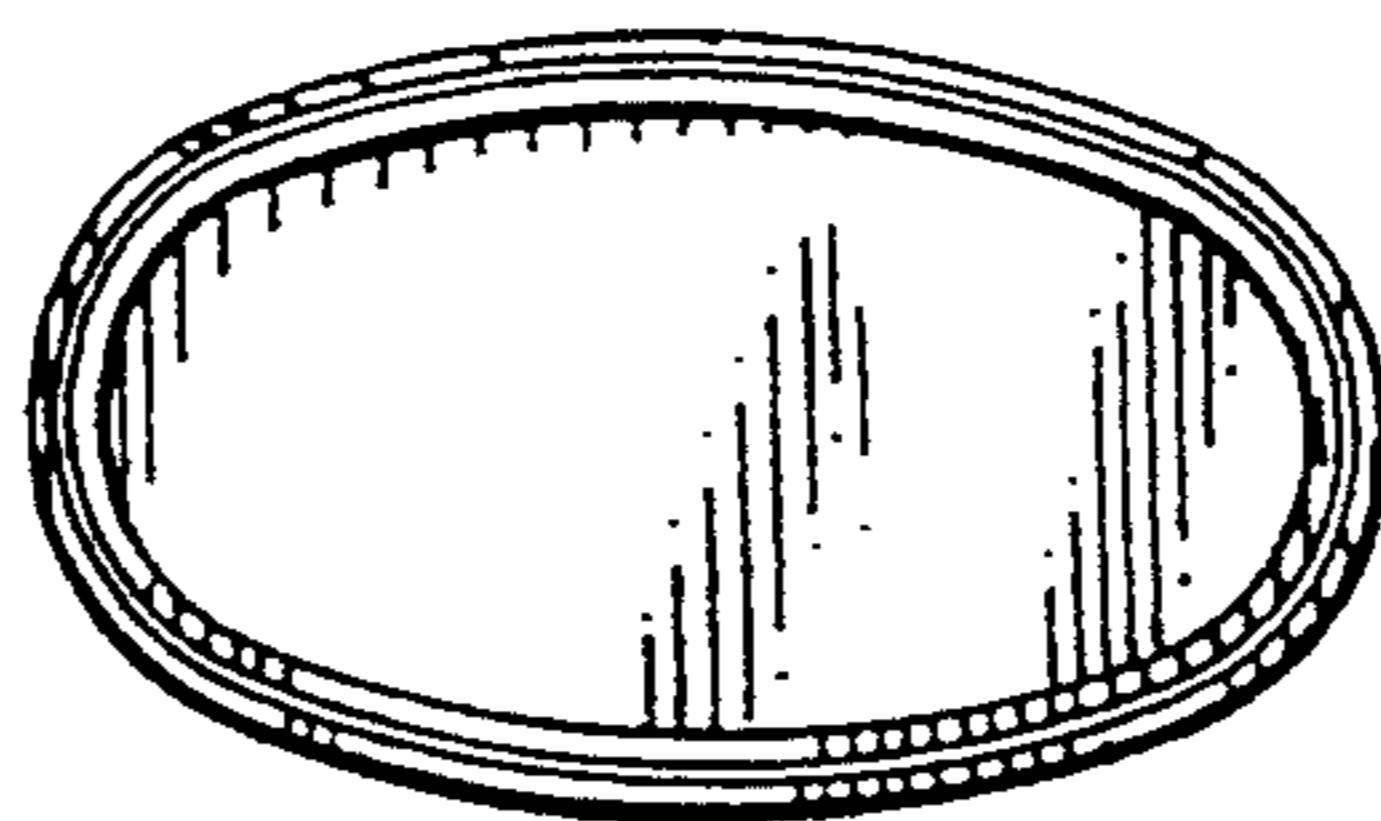


FIG. 3




FIG. 4




FIG. 5

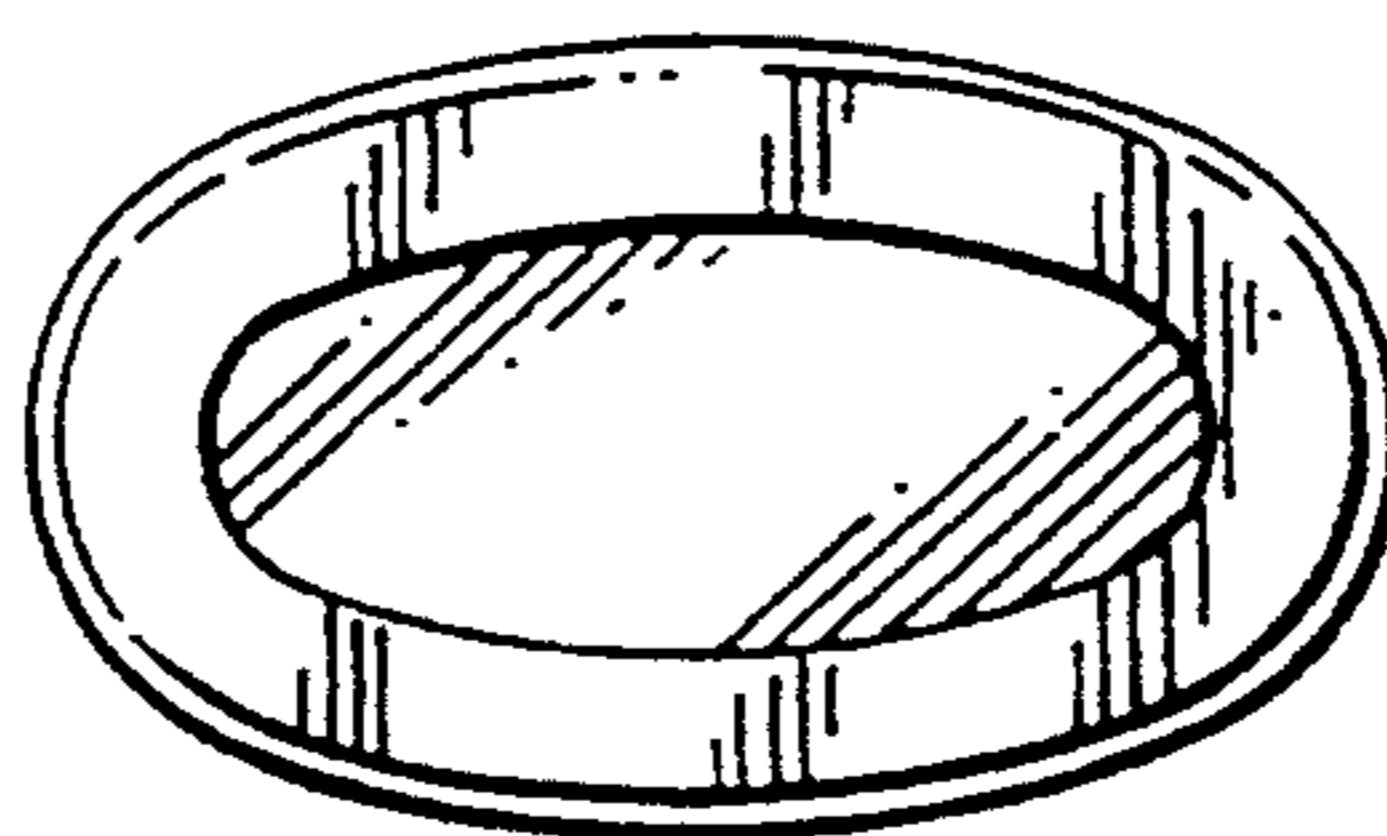


FIG. 6