



US00D356246S

United States Patent [19]

[11] Patent Number: **Des. 356,246**

Adams

[45] Date of Patent: **** Mar. 14, 1995**

[54] **DECORATIVE LIGHT HOLDER**

D. 340,183	10/1993	Rumpel	D8/395
2,599,303	6/1952	Ward	248/229
5,249,108	9/1993	Gary	362/396 X

[75] Inventor: **William E. Adams**, Portersville, Pa.

[73] Assignee: **Adams Mfg.**, Portersville, Pa.

[**] Term: **14 Years**

[21] Appl. No.: **25,459**

[22] Filed: **Jul. 1, 1994**

[52] U.S. Cl. **D8/395; D8/349;**
D26/138

[58] Field of Search D26/138, 140; D8/394,
D8/395, 396; 248/225.31, 229, 230, 231, 231.6,
231.8, 309.1, 313, 316.1, 316.7; 362/190, 191,
396; 24/343, 563, 543, 455

[56] **References Cited**

U.S. PATENT DOCUMENTS

D. 204,376	4/1966	Garrer	D26/60 X
D. 325,866	5/1992	Gary	D26/138 X

Primary Examiner—Susan J. Lucas
Assistant Examiner—Cynthia E. Ramirez
Attorney, Agent, or Firm—Buchanan Ingersoll; Lynn J. Alstadt

[57] CLAIM

The ornamental design for a decorative light holder, as shown and described.

DESCRIPTION

FIG. 1 is a top plan view of my design for a decorative light holder;
FIG. 2 is a bottom view thereof;
FIG. 3 is a front view thereof;
FIG. 4 is a rear view thereof;
FIG. 5 is a right side view thereof;
FIG. 6 is a left side view thereof; and,
FIG. 7 is a perspective view thereof.




Fig.1.




Fig.2.




Fig.3.




Fig.4.

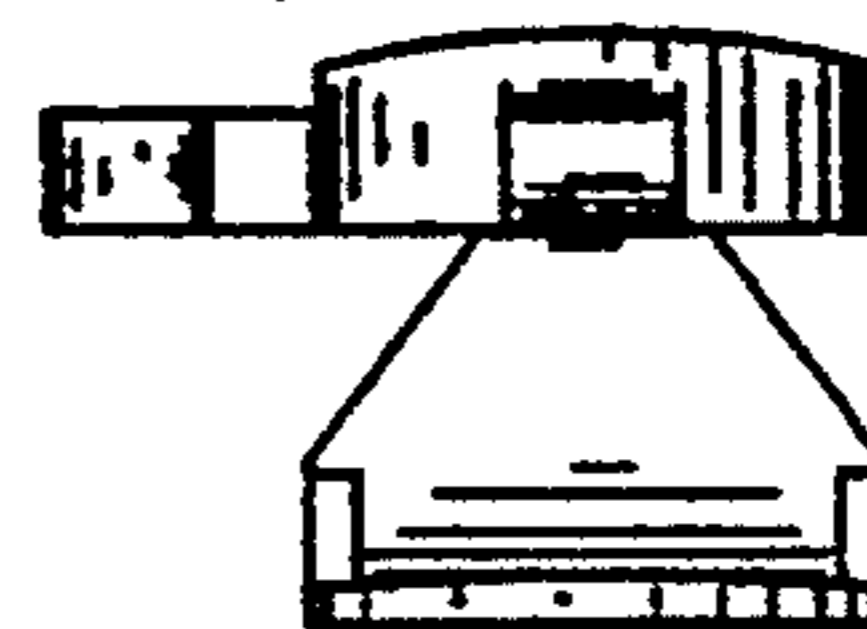


Fig.5.

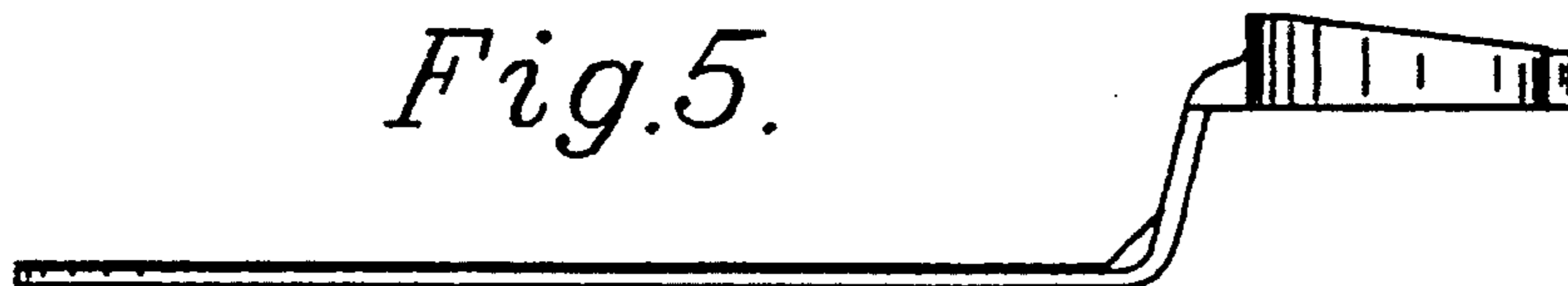


Fig.6.

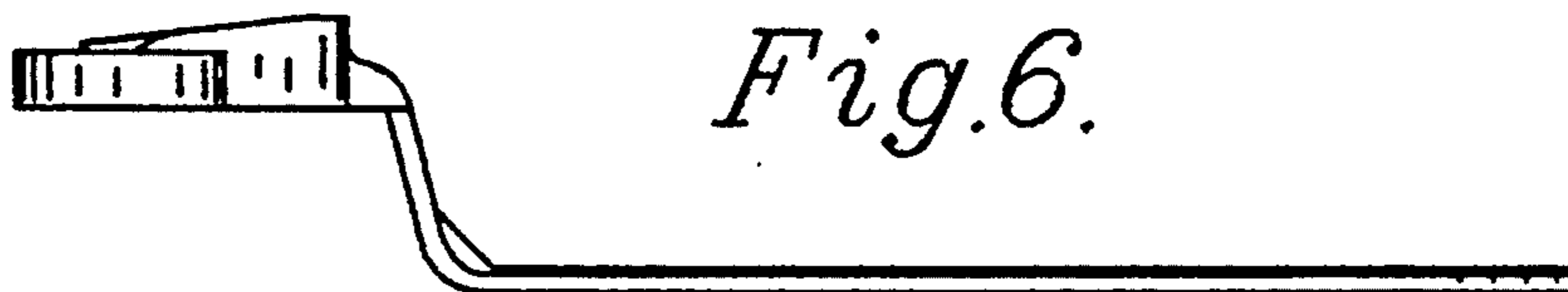


Fig.7.

