



US00D356222S

United States Patent [19]

[11] Patent Number: **Des. 356,222**

Wenzel-Murphy et al.

[45] Date of Patent: **** Mar. 14, 1995**

[54] **DISPLAY RACK WITH A CONICAL END**

D. 193,124	6/1992	Bernstein	D6/479 X
2,928,554	3/1960	Hyde	D6/474 X
2,975,909	3/1961	Foster	D6/474 X

[75] Inventors: **Karen Wenzel-Murphy**, Yardley, Pa.;
Stan Kao, Bloomfield, N.J.

[73] Assignee: **Kinney Shoe Corporation**, New York,
N.Y.

Primary Examiner—Alan P. Douglas
Assistant Examiner—S. Snapp
Attorney, Agent, or Firm—Kenyon & Kenyon

[**] Term: **14 Years**

[57] **CLAIM**

[21] Appl. No.: **1,574**

The ornamental design for a display rack with a conical end, as shown and described.

[22] Filed: **Nov. 17, 1992**

[52] U.S. Cl. **D6/464**

DESCRIPTION

[58] Field of Search **D6/464-470,**
D6/474-476, 567, 479, 480, 478, 477

FIG. 1 is a side perspective view of a display rack with a conical end showing our new design;


[56] **References Cited**

FIG. 2 is a front view of a display rack with a conical end showing our new design; and,

U.S. PATENT DOCUMENTS

FIG. 3 is a side view of a display rack with a conical end showing our new design.

D. 47,022 3/1915 Bruton **D6/476 X**






FIG. 1

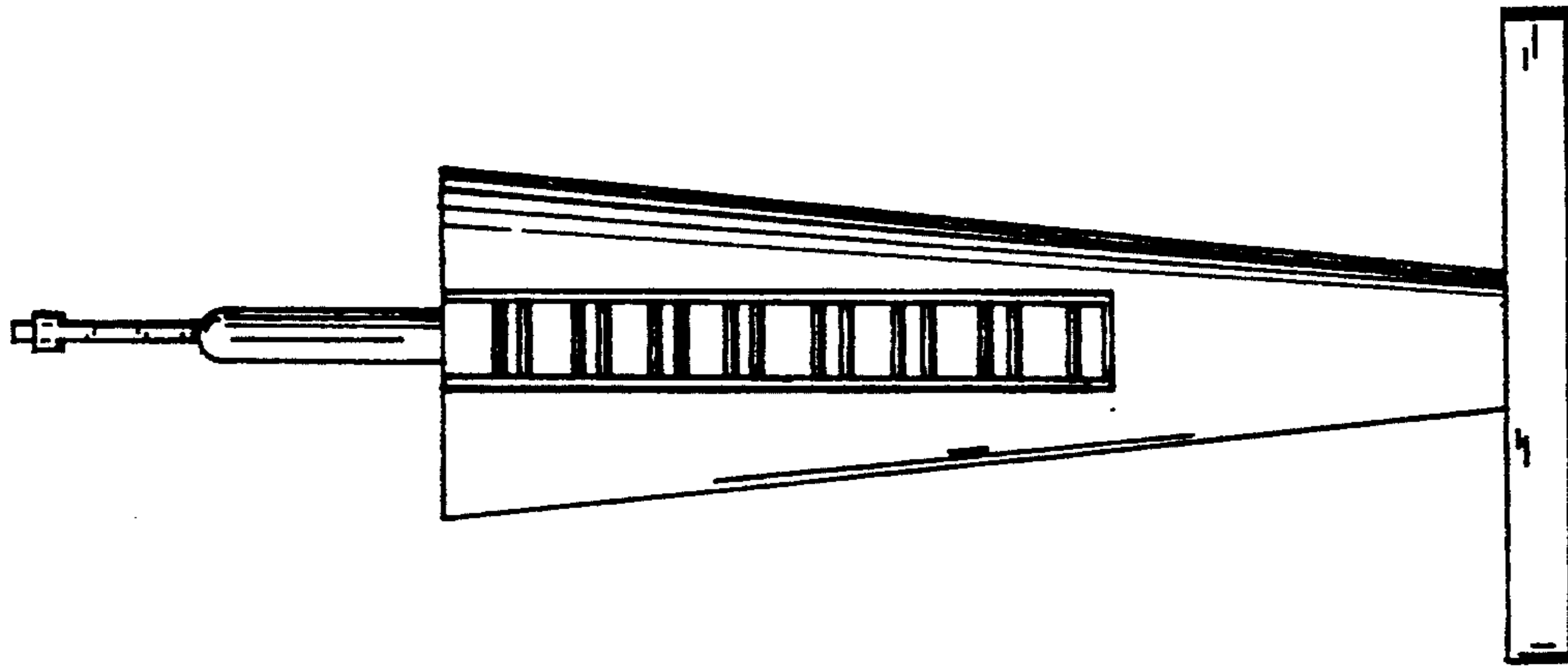


FIG. 3

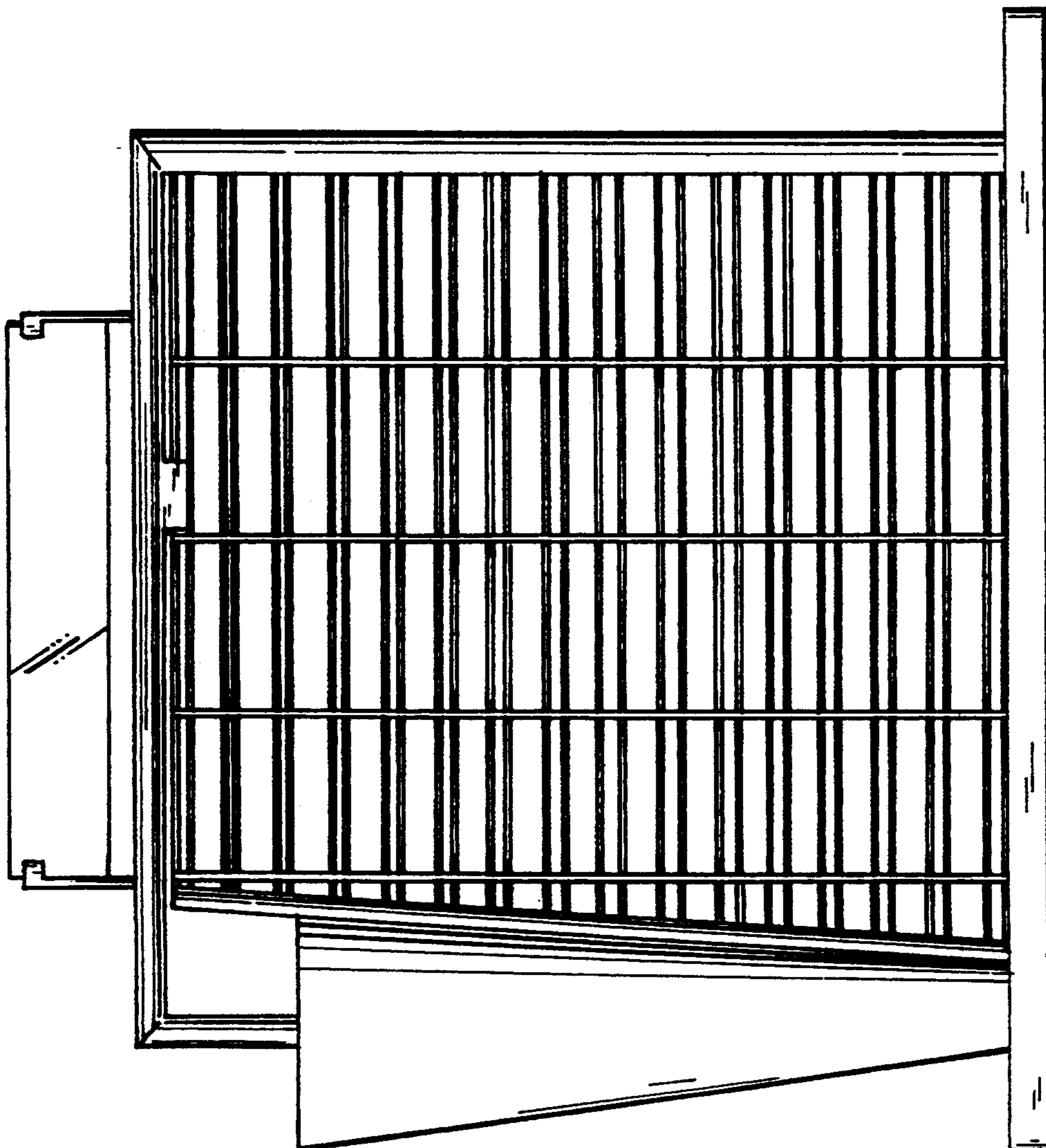


FIG. 2