



US00D356213S

United States Patent [19]

[11] Patent Number: **Des. 356,213**

Chaves

[45] Date of Patent: **** Mar. 14, 1995**

[54] **POWERED PIPE FITTING CLEANING BRUSH**

3,604,040 9/1971 Cohen 15/23 X
4,850,071 7/1989 Lawrence 15/23 X

[76] Inventor: **Joseph L. Chaves**, 17 Woodland Ave., Kingston, Mass. 02364

Primary Examiner—Wallace R. Burke
Assistant Examiner—Lavone D. Tabor
Attorney, Agent, or Firm—Richard P. Crowley

[**] Term: **14 Years**

[57] **CLAIM**

[21] Appl. No.: **920,149**

The ornamental design for a powered pipe fitting cleaning brush, as shown.

[22] Filed: **Jul. 24, 1992**

[52] U.S. Cl. **D4/102**

[58] Field of Search D4/100, 102, 131;
D8 DIG. 7, DIG. 8, 61, 70, 82-83, 86; 15/23,
25-26, 104.03, 104.05, 104.09, 104.16, 104.2,
206-207; 81/52, 53.12, 54

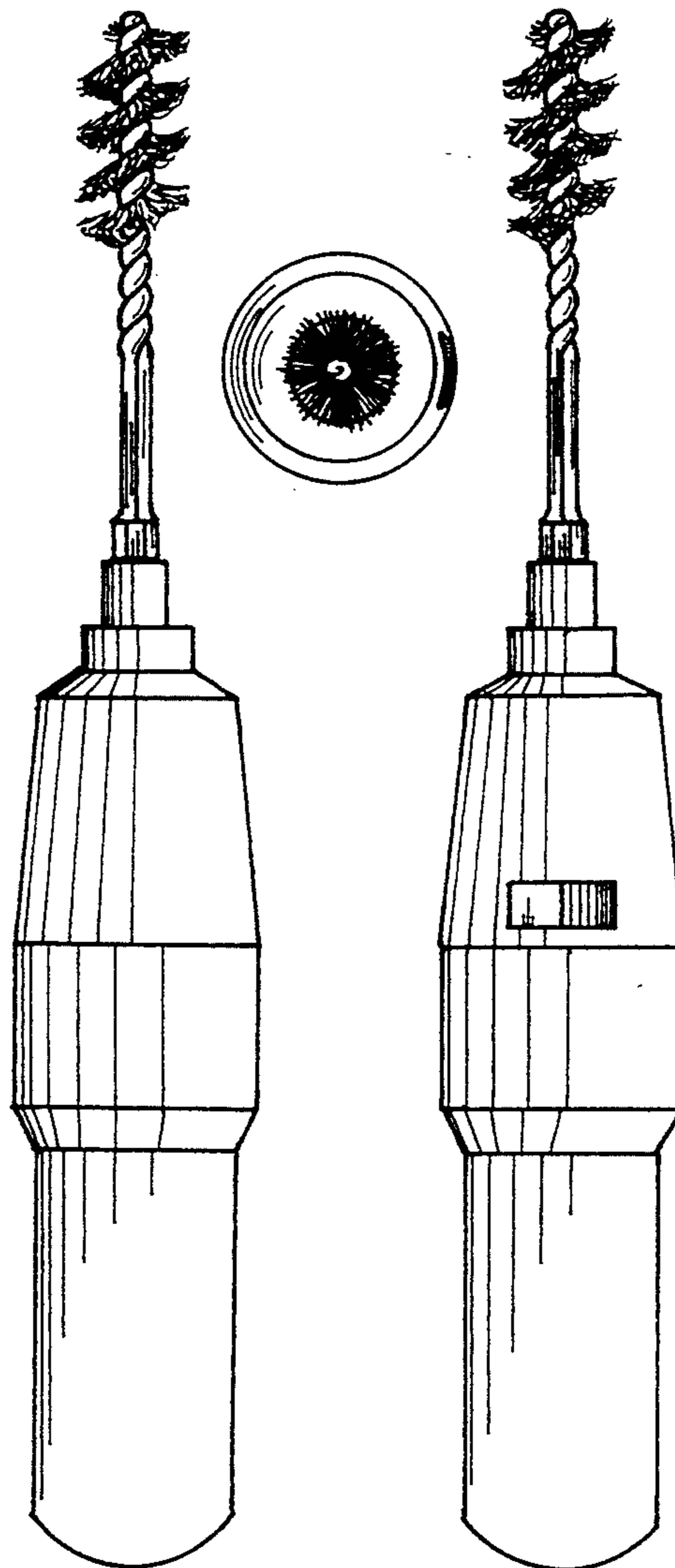
DESCRIPTION

[56] **References Cited**

U.S. PATENT DOCUMENTS

- D. 297,104 8/1988 Svetlik D8/61
- D. 303,205 9/1989 Gierke et al. D8/61
- D. 334,287 3/1993 Ingles D4/102

FIG. 1 is a front elevational view of my new design of a powered pipe fitting cleaning brush;
FIG. 2 is a rear elevational view thereof;
FIG. 3 is a bottom plan view thereof;
FIG. 4 is a top plan view thereof;
FIG. 5 is a side elevational view of one side thereof;
and,
FIG. 6 is a side elevational view of the other side thereof.






FIG. 1

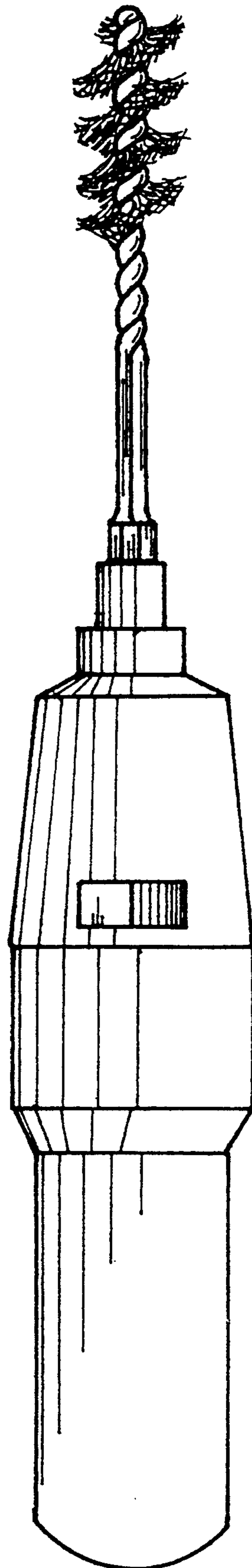


FIG. 2

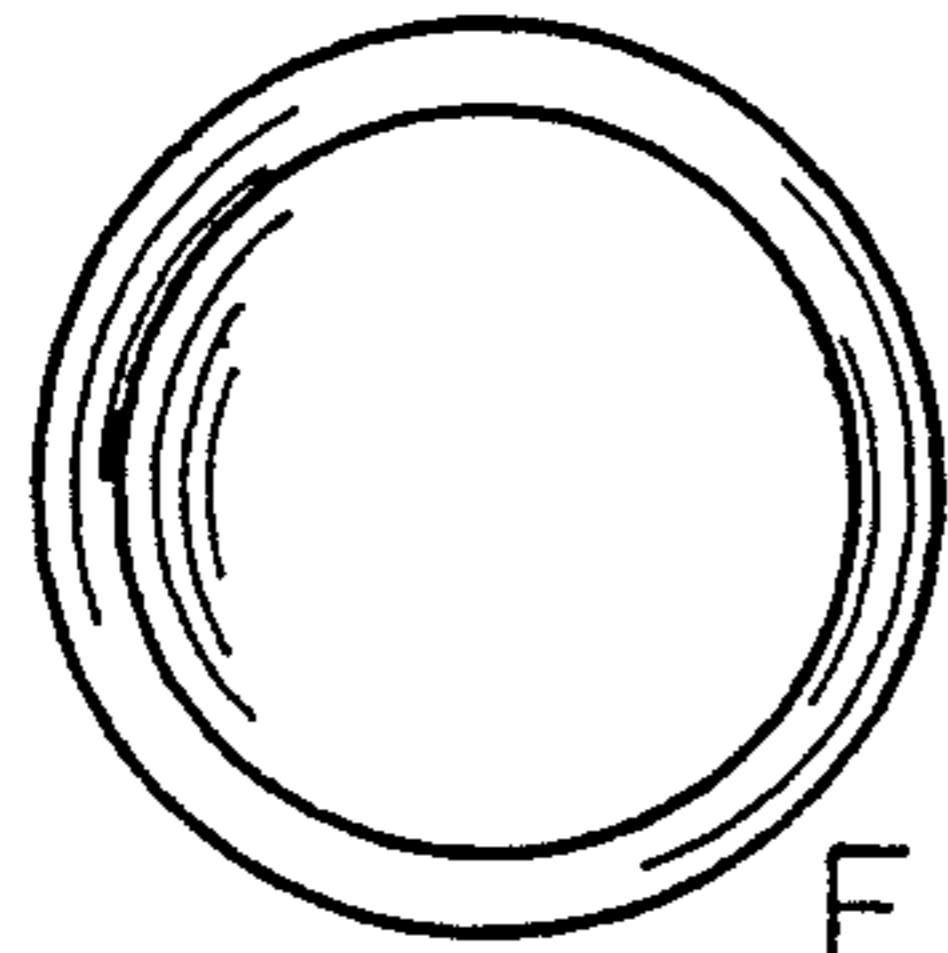


FIG. 3




FIG. 4

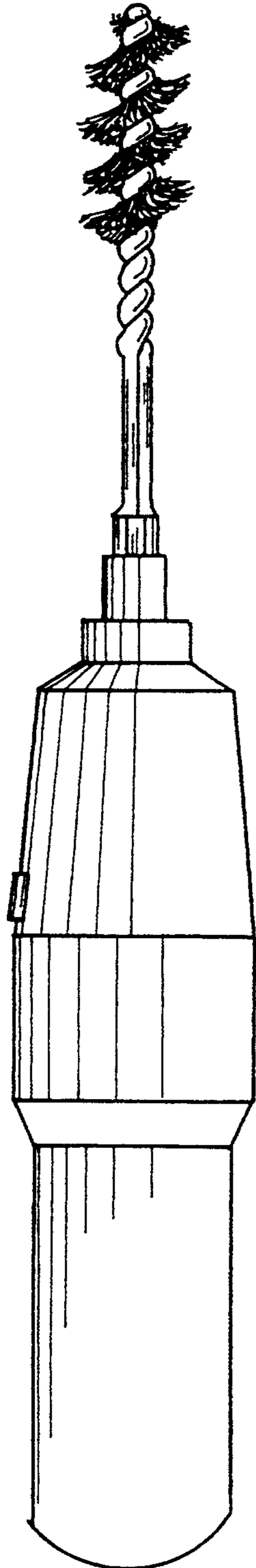


FIG. 5

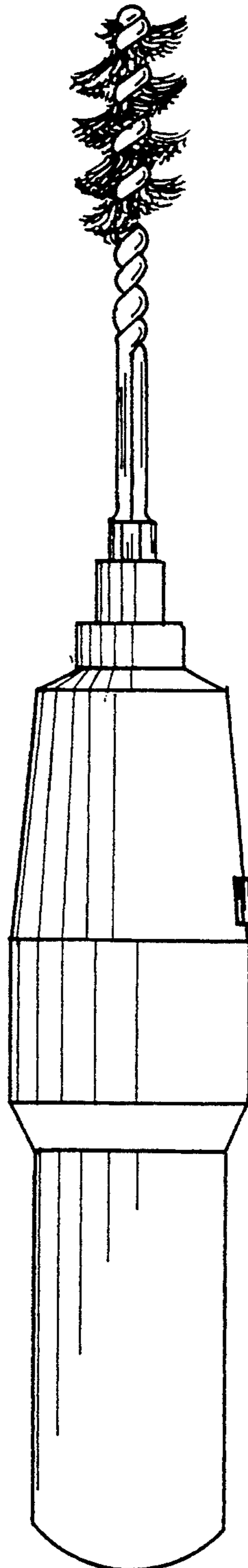


FIG. 6