



US00D356189S

United States Patent [19]

[11] Patent Number: **Des. 356,189**

Majewski

[45] Date of Patent: *** Mar. 7, 1995**

[54] **SADDLE ATTACHMENT FOR PROTECTING LEG AND CALF**

[76] Inventor: **Virginia C. Majewski, 32 Treasure Ave., Kensington, Conn. 06037**

[*] Notice: The portion of the term of this patent subsequent to Apr. 14, 2008 has been disclaimed.

[**] Term: **14 Years**

[21] Appl. No.: **4,560**

[22] Filed: **Feb. 8, 1993**

[52] U.S. Cl. **D30/134**

[58] Field of Search D30/134; 54/23, 44.1, 54/44.7, 46.1-46.2, 65; D24/190-192; D29/10, 99; 2/2, 22-23

[56] **References Cited**

U.S. PATENT DOCUMENTS

D. 336,551	6/1993	Majewski	D29/10
D. 346,244	4/1994	Majewski	D29/10
1,145,477	7/1915	Gathright	54/23
2,128,159	8/1938	Morgan	54/44.1
2,845,766	8/1958	Leddy	54/46.1

3,130,530	4/1964	Foreman	54/46.2
3,289,389	12/1966	Herrera	54/23
3,371,467	3/1968	Salisbury, III	54/44.7
4,382,301	5/1983	Hightower, Jr.	2/22
4,502,266	3/1985	Friedson	54/46.1
5,010,597	4/1991	Glover	2/23
5,110,303	12/1992	Hightower, Jr. et al.	2/22
5,123,233	6/1992	Majewski	54/46.1


Primary Examiner—Cathy Anne MacCormac
Attorney, Agent, or Firm—Virginia C. Majewski

[57] **CLAIM**

The ornamental design for a saddle attachment for protecting leg and calf, as shown and described.

DESCRIPTION

FIG. 1 is a front view of a right leg saddle attachment according to the invention showing my new design; FIG. 2 is a right view thereof; FIG. 3 is a top plan view thereof; FIG. 4 is a left plan end view thereof; FIG. 5 is a left rear view thereof; and, FIG. 6 is a bottom view thereof. The dashed lines in FIGS. 1, 2, and 7 represent conventional stitching.






FIG. 1



FIG. 2




FIG. 3



FIG. 4

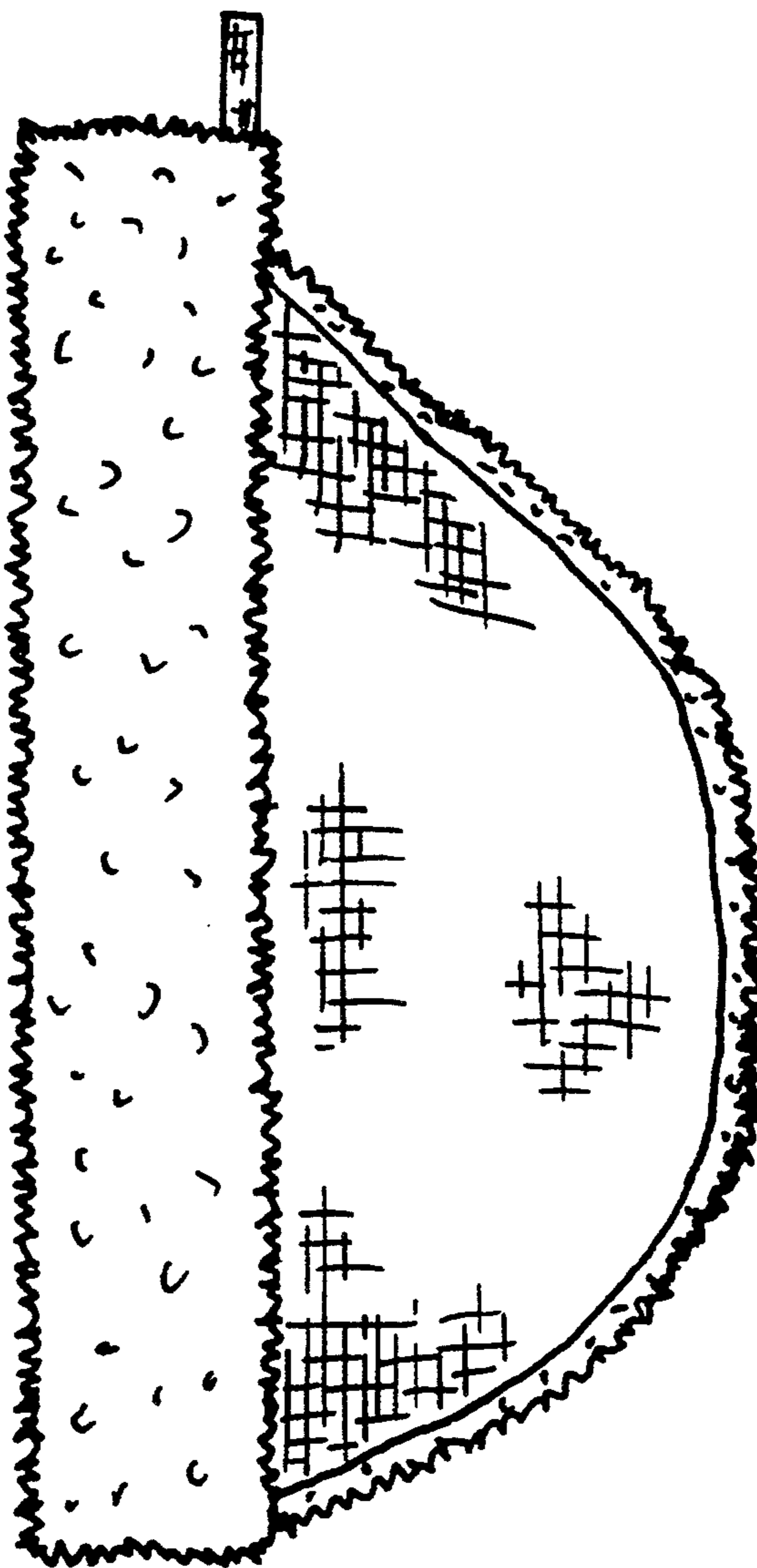


FIG. 5




FIG. 6